



THE NATIONAL BASKETBALL LEAGUE OF CANADA WEEKLY REPORT

Volume 3, Issue 2

November 11, 2013

GAMES PLAYED

Tue. Nov. 5

Brampton 107, Mississauga 95

Wed. Nov. 6

Ottawa 111, Halifax 100

Thu. Nov. 7

Mississauga 112, Halifax 96

Moncton 97, The Island 94

Sat. Nov. 9

Saint John 112, Moncton 109

London 98, Ottawa 97

Sun. Nov. 10

Moncton 103, Halifax 101 (OT)

The Island 129, Saint John 93

ATLANTIC DIVISION

Team	W	L	.PCT	GB
The Island	3	1	.750	--
Saint John	2	2	.500	1
Moncton	2	3	.400	1.5
Halifax	0	5	.000	3.5

CENTRAL DIVISION

Team	W	L	.PCT	GB
Brampton	3	0	1.000	--
Windsor	2	0	1.000	0.5
Mississauga	2	1	.667	1
Ottawa	1	2	.333	2
London	1	2	.333	2

UPCOMING GAMES (all times local)

Thu. Nov. 14

Saint John at The Island 7:00 PM AST

Fri. Nov. 15

Saint John at Moncton 7:00 PM AST

Windsor at London 7:00 PM EST

Mississauga at Brampton 7:00 PM EST

Sat. Nov. 16

London at Brampton 7:00 PM EST

Mississauga at Ottawa 7:30 PM EST

Sun. Nov. 17

Saint John at Halifax 2:00 PM AST

The Island at Moncton 2:00 PM AST




Brampton at Windsor 2:00 PM EST

Mississauga at London 4:00 PM EST

All content Copyright © 2013 · National Basketball League of Canada. All Rights Reserved.
"The National Basketball League of Canada Weekly Report" is edited by Chuck Miller.



NBL TEAM REPORTS

<p>Brampton A's</p> <p>7575 Kennedy Road S. Brampton ON L6W 4T2 Phone: (519) 943-0781 Fax: (519) 940-3730 Head Coach: David Magley Home Arena: Powerade Centre bramptonas.ca</p> 	<p>David Magley's Brampton A's made it three wins in a row, taking their third road win 107-95 on Tuesday night against the Mississauga Power. Cedric Moodie's 21 points and 12 rebounds again led the A's in both categories, while Evaldas Zabas added 20 points and the newly-acquired Steven Idlet put 16 points in the cylinder.</p>
<p>Halifax Rainmen</p> <p>1888 Brunswick Street, Suite 611 Halifax, Nova Scotia B3J 3J8 Phone: (902) 444-RAIN, (902) 444-7246 Fax: 1-866-424-4267 Head Coach: Chris Terrell Home arena: Halifax MetroCentre rainmenbasketball.ca</p> 	<p>Halifax's season woes continued on their two-game road trip to Ontario. On Wednesday night, despite 26 points from Jajuan Cooley, the Rainmen came up short 111-100 to the Ottawa SkyHawks. Stephen Sir added 23 points, while Tim Parham came off the bench to lead the Rainmen in rebounds, with 10.</p> <p>Things didn't get any easier when the team hit Mississauga the next day; even with 18 points from Jajuan Cooley and a 15-point, 17-rebound night from Tim Parham, the Rainmen fell 112-96 to the Power, extending Halifax's losing streak to four games.</p> <p>Even with all that, the Rainmen never gave up, as the Moncton Miracles visited the MetroCentre for a Sunday afternoon contest. The game went into overtime, where Moncton outscored the Rainmen 11-9 to take a 103-101 triumph. Stephen Sir led all Rainmen with 30 points in scoring – nearly one-third of Halifax's total scoring output. Tim Parham pulled down a franchise-high 22 rebounds, only two shy of the NBL league record.</p>
<p>The Island Storm</p> <p>46 Kensington Rd. Charlottetown, PEI C1A 5H7 Phone: (902) 629-6600 Fax: (902) 629-6650 Head Coach: Joseph Salerno Home Venue: Eastlink Centre stormbasketball.ca</p> 	<p>Antonio Ballard's 20 points and 12 rebounds on Thursday night were enough to lead the Island Storm in scoring; unfortunately, however, it didn't guarantee another victory, as the Charlottetown crew dropped a close 97-94 loss to the Moncton Miracles. Antoine Tisby added 19 points; while Al Stewart added another 10 assists to his career total.</p>

London Lightning

358 Horton Street E.
London, Ontario N6B
1L7

Phone: (519) 433-
0634

Fax: (519) 433-9849

Head Coach: Micheal Ray Richadson

Home arena: Budweiser Gardens

lightningbasketball.ca



Don't write off Micheal Ray Richardson's London Lightning crew just yet. In a gritty performance that included 24 points from Garrett Williamson, and an 18-point, 11-rebound night by Marvin Phillips, the London Lightning held on for a 98-97 win over the Ottawa SkyHawks. Williamson's 24 points included an 11-for-13 run from the floor.

Mississauga Power

5500 Rose Cherry
Place

Mississauga, ON
L4Z 4B6

Office: 647-559-6012

Head Coach: Fred Grannum

Home Arena: Hershey Centre

powerbasketball.ca



On Tuesday night, the Power opened their 2013-14 basketball campaign in a new city, after spending the past two seasons in Oshawa. Their new locale, one hour west in Mississauga, welcomed the Power to the Hershey Centre – only to have their home opener spoiled by the Brampton A's, 107-95. In the loss, Nick Okorie and Dwight McCombs both led the Power players in scoring with 23 points apiece; McCombs also was the team's top rebounder with 11 boards. William "Bo" Harris, in his second season with the Power, handed out six assists and stole the ball four times.

The Power regrouped on Thursday night, as they welcomed the Halifax Rainmen to the Hershey Centre. In Mississauga's 112-96 victory over the Rainmen, Mark Gomilla came off the bench to lead the team in scoring with 20 points; Kirk Williams Jr. had 10 team-high rebounds, and Dwight McCombs swatted away three blocked shots.

Moncton Miracles

740 Rue Main
Street

Moncton, New Brunswick E1C 1E6

Team phone: (506) 204-7730

Team fax: (506) 204-7840

Head Coach: Dennis Truax

Home arena: Moncton Coliseum

miraclesbasketball.ca



After two games of lackluster play, Dennis Truax' crew looked toward a three-games-in-four-days stretch this week. On Thursday night, the Miracles stepped up and took a much-needed 97-94 road victory against the Island Storm on Thursday night. Dominique Buckley had the hot hand for the Miracles with 27 points; Johnny Mayhane threw 18 points in the cylinder. Moncton centre Stanley Robinson yanked down a team-high 10 rebounds in the Moncton win.

On Saturday night, however, in front of their home fans at the Moncton Coliseum, the Miracles lost a heartbreaker 112-109 to the Saint John Mill Rats. Stanley Robinson had a double-double of 24 points and 12 rebounds; while Johnny Mayhane added 23 points. Moncton's bench players Jermaine Dailey and the newly-acquired Trayvon Lathan had 17 points apiece.

Then came a road trip to Nova Scotia, as the Miracles eked out a 103-101 overtime win over Halifax. In the victory, Jermaine Dailey finished with a team-high 25 points and 8 rebounds; while Stanley Robinson added 20 points and Johnny Mayhane tallied 19.

Ottawa SkyHawks



2451 St. Joseph Blvd, Suite 219
Ottawa, ON K1C 1E9
Phone: (613) 424-8733
Head coach: Kevin Keathley
Home arena: Canadian Tire Centre
Ottawaskyhawks.com

In their second home game, and the second game of their existence, the Ottawa SkyHawks pulled off a 111-100 victory Wednesday night against the Halifax Rainmen. In the victory, Justin Tubbs scored 26 points and pulled down eight rebounds, while Jermaine Johnson added 18 points and 9 boards; Ryan Anderson had 22 points and stole the ball five times.

Tubbs has either been the leading scorer or shared the scoring lead with a teammate in Ottawa's first three games; on Saturday night in a 98-97 heartbreaking road loss to the London Lightning, Tubbs and Jermaine Johnson each scored 21 points in the loss. Jermaine Johnson also had 15 rebounds for a double-double.

Saint John Mill Rats



133 Prince William Street, Suite 9
Saint John, NB E2L 2B5
Office: (506) 214-4454
Fax: (506) 652-1562
Head Coach: Rob Spon
Home Venue: Harbour Station
millratsbasketball.ca

Prior to the Mill Rats' Sunday home opener at Harbour Station, Rob Spon's crew took a road trip to their provincial rivals in Moncton. With Anthony Anderson's 28 points leading the way, the Mill Rats claimed a 112-109 victory, moving them closer to the top of the NBL's Atlantic Division. Five other Mill Rats scored in double figures, including 18 points apiece from Chris Matthews and Will Blalock.

Windsor Express



720 Ouellette Ave, Box 24
Windsor, Ontario N9A 1C2
Phone: (519) 800-3665
Head Coach: Bill Jones
Home Venue: WFCU Centre
www.expressbasketball.ca

The Windsor Express did not play this week.

Game reports compiled via team press releases, and from articles appearing in newspapers from the teams' home locations.

NBL CANADA TRANSACTIONS

November 1, 2013 - Mississauga Power signed and activated Tyler Murray.

November 1, 2013 - Saint John Mill Rats placed Robert Curtis on Injured Reserve list; signed Modibo Diarra.

November 4, 2013: Brampton A's signed and activated Steven Idlet.

November 4, 2013: Halifax Rainmen released Dwight Tolbert.

November 7, 2013: Windsor Express released Jason Dawson.

November 8, 2013: Moncton Miracles signed Trayvon Lathan. Released Alex Jacobson and Dominique Buckley.

November 8, 2013: London Lightning signed and activated Raheem Singleton.

November 8, 2013: Saint John Mill Rats activated Rob Curtis from the injured list.

November 8, 2013: The Island Storm signed and activated Steve Tchiengang. Released Nick Evans.

NBL CANADA PLAYER OF THE WEEK

The National Basketball League of Canada is pleased to announce that Moncton Miracles centre Stanley Robinson has been named Player of the Week for the week ending November 10, 2013.

Robinson, a 6'9" centre who played collegiately at the University of Connecticut, averaged nearly 20 points and 9 rebounds in three games for the Miracles, including two victories. His high mark included 24 points and 12 rebounds on Saturday night against the Saint John Mill Rats; then Robinson followed that effort up with a 20-point tally in an overtime win against Halifax.

PREVIOUS "RECHARGE WITH MILK" PLAYERS OF THE WEEK:

November 3, 2013 – Stefan Bonneau, Windsor Express.

November 10, 2013 – Stanley Robinson, Moncton Miracles.

NBL PLAYER STATS (courtesy DakStats, <http://www.dakstats.com>)

SCORING AVERAGE

	G	FG	3P	FT	PTS	AVG
Stefan Bonneau, Windsor	2	23	5	10	61	30.5
Cedric Moodie, Brampton	3	19	12	20	70	23.3
Anthony Anderson, Saint John	4	31	9	21	92	23.0
Justin Tubbs, Ottawa	3	29	7	4	69	23.0
Darren Duncan, Windsor	1	6	1	9	22	22.0
Evaldas Zabas, Brampton	3	24	4	11	63	21.0
Garrett Williamson, London	3	22	4	13	61	20.3
Jermaine Johnson, Ottawa	3	23	0	13	59	19.7
Stephen Sir, Halifax	5	38	17	4	97	19.4
Antonio Ballard, The Island	4	27	7	15	76	19.0

SCORING AVERAGE

	G	FG	3P	FT	PTS	AVG
Chris Commons, Windsor	2	13	3	9	38	19.0
Juajuan Cooley, Halifax	5	29	6	29	93	18.6
Cavell Johnson, Brampton	3	22	1	7	52	17.3
Ryan Anderson, Ottawa	3	14	5	17	50	16.7
Nick Okorie, Mississauga	3	19	8	4	50	16.7
Jaytornah Wisseh, London	3	20	4	6	50	16.7
Johnny Mayhane, Moncton	5	23	15	20	81	16.2
Quinnel Brown, Windsor	2	11	4	6	32	16.0
Stanley Robinson, Moncton	5	32	1	14	79	15.8
Greg Lpummer, The Island	4	23	6	11	63	15.8

REBOUNDS

	G	REB	AVG
Tim Parham, Halifax	5	58	11.60
Jermaine Johnson, Ottawa	3	34	11.33
Cedric Moodie, Brampton	3	32	10.67
Antonio Anderson, The Island	4	36	9.00
Tim Ellis, London	3	27	9.00
Jameson Tipping, Brampton	3	27	9.00
Stanley Robinson, Moncton	5	43	8.60
DeAndre Thomas, Windsor	2	17	8.50
Tirrell Baines, Ottawa	3	25	8.33
Sylvania Watkins, Moncton	3	25	8.33

3-POINTERS MADE (min 5 made)

	G	3P	3Ppg
Cedric Moodie, Brampton	3	12	4.00
Stephen Sir, Halifax	5	17	3.40
Johnny Mayhane, Moncton	5	15	3.00
Nick Okorie, Mississauga	3	8	2.67
Marvin Phillips, London	3	8	2.67
Sefan Bonneau, Windsor	2	5	2.50
Justin Tubbs, Ottawa	3	7	2.33
Anthony Anderson, Saint John	4	9	2.25
Tyrone Levett, Saint John	4	9	2.25
Several players with			2.00

BLOCKED SHOTS

	G	BLK	AVG
Cavell Johnson, Brampton	3	7	2.33
Dwight McCombs, Mississauga	3	6	2.00
Greg Surmacz, London	3	6	2.00
George Goode, Halifax	5	8	1.60
Quinnel Brown, Windsor	2	3	1.50
Gabe Freeman, London	3	4	1.33
Jermaine Johnson, Ottawa	3	4	1.33
Marvin Phillips, London	3	4	1.33
Several players at			1.00

STEALS

	G	STL	AVG
Juajuan Cooley, Halifax	5	18	3.60
Elvin Mims, London	3	8	2.67
Cedric Moodie, Brampton	3	7	2.33
Evaldas Zabas, Brampton	3	7	2.33
Al Stewart, The Island	4	9	2.25
Several players with			2.00

ASSISTS

	G	AST	AVG
Stevan Bonneau, Windsor	2	19	9.50
Al Stewart, The Island	4	37	9.25
Darren Duncan, Windsor	1	8	8.00
Juajuan Cooley, Halifax	5	36	7.20
Jaytornah Wisseh, London	3	20	6.67
Will Blalock, Saint John	4	26	6.50
William "Bo" Harris, Mississauga	3	19	6.33
Jerice Crouch, Ottawa	3	17	5.67
Antony Anderson, Saint John	4	19	4.75
Cedric Moodie, Brampton	3	14	4.67

FIELD GOAL PERCENTAGE (min 15 attempts)

	FGM	FGA	PCT
Garrett Williamson, London	22	32	.688
Jermaine Johnson, Ottawa	23	35	.657
DeAndre Thomas, Windsor	10	16	.625
Justin Tubbs, Ottawa	29	48	.604
Antonio Ballard, The Island	27	45	.600
Stefan Bonneau, Windsor	23	39	.590
Tim Ellis, London	14	24	.583
Mark Gomilla, Mississauga	14	24	.583
Al Stewart, The Island	14	24	.583
Jermaine Dailey, Moncton	25	44	.568

FREE THROW PERCENTAGE (min 10 attempts)

	FTM	FTA	PCT
Anthony Anderson, Saint John	21	21	1.000
Jermaine Blackburn, Saint John	12	12	1.000
Cedric Moodie, Brampton	20	21	.952
Antonio Ballard, The Island	15	16	.938
Juajuan Cooley, Halifax	29	31	.935
Amani Daanish, The Island	13	14	.929
Gabe Freeman, London	10	11	.909
Darren Duncan, Windsor	9	10	.900
Ryan Anderson, Ottawa	17	19	.895
Garrett Williamson, London	13	15	.867

3-POINT GOALS PERCENTAGE (min 5 attempts)

	3PM	3PA	PCT
Cheyne Gadson, Halifax	3	5	.600
Antonio Ballard, The Island	7	12	.583
Shawn Vanzant, The Island	5	9	.556
Justin Tubbs, Ottawa	7	13	.538
Will Blalock, Saint John	4	8	.500
Melvin Council, Brampton	5	10	.500
Cedric Moodie, Brampton	12	24	.500
Mike Rose, Ottawa	4	8	.500
Garrett Williamson, London	4	8	.500
Jaytornah Wisseh, London	4	8	.500

NATIONAL BASKETBALL LEAGUE OF CANADA SCHEDULES AND RESULTS

BRAMPTON A'S GAME-BY-GAME

Date	H/A	Opponent	Score	W	L	Rec	Att	Leading Scorer
11/1/2013	A	Moncton Miracles	113-89	W		1-0		Cedric Moodie (31)
11/3/2013	A	Halifax Rainmen	99-91	W		2-0		Cavell Johnson (28)
11/5/2013	A	Mississauga Power	107-95	W		3-0		Cedric Moodie (21)

HALIFAX RAINMEN GAME-BY-GAME

Date	H/A	Opponent	Score	W	L	Rec	Att	Leading Scorer
11/1/2013	H	Saint John Mill Rats	85-105		L	0-1		Jujuan Cooley (14)
11/3/2013	H	Brampton A's	91-99		L	0-2		Stephen Sir (22)
11/6/2013	A	Ottawa SkyHawks	100-111		L	0-3		Jujuan Cooley (26)
11/7/2013	A	Mississauga Power	96-112		L	0-4		Jujuan Cooley (18)
11/10/2013	H	Moncton Miracles	101-103 (OT)		L	0-5		Stephen Sir (30)

THE ISLAND STORM GAME-BY-GAME

Date	H/A	Opponent	Score	W	L	Rec	Att	Leading Scorer
11/2/2013	H	Saint John Mill Rats	100-93	W		1-0	2,564	Antonio Ballard (22), Greg Plummer (22)
11/3/2013	H	Moncton Miracles	120-91	W		2-0	2,050	Antonio Ballard (24), Amani Daanish (24)
11/7/2013	H	Moncton Miracles	94-97		L	2-1		Antonio Ballard (20)
11/10/2013	A	Saint John Mill Rats	129-93	W		3-1		Amani Daanish (21)

LONDON LIGHTNING GAME-BY-GAME

Date	H/A	Opponent	Score	W	L	Rec	Att	Leading Scorer
11/1/2013	A	Windsor Express	103-115		L	0-1	1,260	Jaytornah Wisseh (24)
11/2/2013	H	Mississauga Power	97-99		L	0-2	5,802	Garrett Williamson (22)
11/9/2013	H	Ottawa SkyHawks	98-97	W		1-2		Garrett Williamson (24)

MISSISSAUGA POWER GAME-BY-GAME

Date	H/A	Opponent	Score	W	L	Rec	Att	Leading Scorer
11/2/2013	A	London Lightning	99-97	W		1-0	5,802	Morgan Lewis (19)
11/5/2013	H	Brampton A's	95-107		L	1-1		Dwight McCombs (23), Nick Okorie (23)
11/6/2013	H	Halifax Rainmen	112-96	W		2-1		Mark Gomilla (20)

MONCTON MIRACLES GAME-BY-GAME

Date	H/A	Opponent	Score	W	L	Rec	Att	Leading Scorer
11/1/2013	H	Brampton A's	89-113		L	0-1		Sylvania Watkins (21)
11/3/2013	A	The Island Storm	91-120		L	0-2	2,050	Cornelius Vines (32)
11/7/2013	A	The Island Storm	97-94	W		1-2		Dominique Buckley (27)
11/9/2013	H	Saint John Mill Rats	109-112		L	1-3		Stanley Robertson (24)
11/10/2013	A	Moncton Miracles	103-101 (OT)	W		2-3		Jermaine Dailey (25)

OTTAWA SKYHAWKS GAME-BY-GAME

Date	H/A	Opponent	Score	W	L	Rec	Att	Leading Scorer
11/2/2013	H	Windsor Express	105-113		L	0-1		Justin Tubbs (22), Tirrell Baines (22)
11/6/2013	H	Halifax Rainmen	111-100	W		1-1		Justin Tubbs (26)
11/9/2013	A	London Lightning	97-98		L	1-2		Justin Tubbs (21), Jermaine Johnson (21)

SAINT JOHN MILL RATS GAME-BY-GAME

Date	H/A	Opponent	Score	W	L	Rec	Att	Leading Scorer
11/1/2013	A	Halifax Rainmen	105-85	W		1-0		Anthony Anderson (23)
11/2/2013	A	The Island Storm	93-100		L	1-1	2,564	Anthony Anderson (16)
11/9/2013	A	Moncton Miracles	112-109	W		2-1		Anthony Anderson (28)
11/10/2013	H	The Island Storm	93-129		L	2-2		Anthony Anderson (25)

WINDSOR EXPRESS GAME-BY-GAME

Date	H/A	Opponent	Score	W	L	Rec	Att	Leading Scorer
11/1/2013	H	London Lightning	115-103	W		1-0	1,260	Stefan Bonneau (31)
11/2/2013	A	Ottawa SkyHawks	113-105	W		2-0		Stefan Bonneau (30)

BRAMPTON A'S REGULAR SEASON PLAYER STATS

#	Player	GP	GS	MIN	AVG	FG	FGA	PCT	3P	3PA	.PCT	FTFTA	.PCTOR	DR	REBR/G	PF	A	TO	BLK	ST	PTS	P/G				
20	Cedric Moodie	3	3	100	33.3	19	43	.442	12	24	.500	20	21	.952	5	27	32	10.7	6	14	10	1	7	70	23.3	
13	Evaldas Zabas	3	3	109	36.3	24	45	.533	4	13	.308	11	13	.846	5	15	20	6.7	6	9	4	0	7	63	21.0	
24	Cavell Johnson	3	3	95	31.7	22	41	.537	1	4	.250	7	15	.467	7	14	21	7.0	10	1	7	7	6	52	17.3	
4	Jameson Tipping	3	3	90	30.0	11	33	.333	3	18	.167	4	8	.500	9	18	27	9.0	9	9	7	0	3	29	9.7	
12	Melvin Council	3	0	71	23.7	10	23	.435	5	10	.500	3	4	.750	3	4	7	2.3	7	4	4	0	0	28	9.3	
3	Jordan Hamilton	3	0	58	19.3	7	17	.412	3	11	.273	0	0	.000	0	7	7	2.3	3	5	4	0	2	17	5.7	
15	Kevin Francis	3	0	65	21.7	6	19	.316	0	3	.000	4	6	.667	2	12	14	4.7	6	2	4	2	1	16	5.3	
31	Steven Idlet	2	0	19	9.5	7	11	.636	0	0	.000	2	9	.222	4	8	12	6.0	4	1	3	1	0	16	8.0	
34	Scottie Haralson	3	3	68	22.7	6	24	.250	3	14	.214	0	0	.000	2	4	6	2.0	5	7	2	1	0	15	5.0	
32	Flenard Whitfield	3	0	27	9.0	4	12	.333	0	0	.000	1	3	.333	4	1	5	1.7	7	1	2	0	0	9	3.0	
1	Dipanjoy Singh	3	0	11	3.7	2	5	.400	1	2	.500	0	0	.000	1	2	3	1.0	2	1	0	0	1	5	1.7	
21	Jesse Tipping	3	0	9	3.0	0	1	.000	0	1	.000	0	0	.000	0	1	1	0.3	2	0	0	0	1	0	0.0	
TEAM														8	21	29										
Brampton A's		3		722		118	274	.431	32	100	.320	52	79	.658	50	134	184	61.3	67	54	49	12	28	320	106.7	
Opponents		3		6915		1087	2420	.449	242	713	.339	539	773	.697	391	996	1387	462.3	648	620	484	99	231	2955	985.0	

HALIFAX RAINMEN REGULAR SEASON PLAYER STATS

#	Player	GP	GS	MIN	AVG	FG	FGA	PCT	3P	3PA	.PCT	FTFTA	.PCTOR	DR	REBR/G	PF	A	TO	BLK	ST	PTS	P/G				
8	Stephen Sir	5	5	224	44.8	38	81	.469	17	43	.395	4	4	1.000	5	22	27	5.4	12	13	17	0	3	97	19.4	
3	Juwan Cooley	5	5	217	43.4	29	71	.408	6	23	.261	29	31	.935	2	19	21	4.2	19	36	26	0	18	93	18.6	
32	Raven Barber	5	5	165	33.0	32	57	.561	0	0	.000	7	12	.583	16	25	41	8.2	13	6	5	3	1	71	14.2	
1	George Goode	5	2	143	28.6	24	59	.407	6	19	.316	6	12	.500	9	24	33	6.6	16	7	6	8	2	60	12.0	
15	Ivan Harris	5	1	120	24.0	16	47	.340	10	29	.345	6	9	.667	3	15	18	3.6	6	3	7	1	2	48	9.6	
5	Brock Gillespie	4	3	139	34.8	16	42	.381	6	18	.333	4	4	1.000	2	6	8	2.0	6	9	10	0	0	42	10.5	
42	Tim Parham	5	3	114	22.8	14	36	.389	0	0	.000	11	23	.478	23	35	58	11.6	4	2	8	4	0	39	7.8	
11	Cheyne Gadson	2	1	28	14.0	4	9	.444	3	5	.600	2	2	1.000	1	2	3	1.5	1	4	3	0	0	13	6.5	
2	Kaylone Riley	4	0	65	16.3	4	7	.571	0	1	.000	1	7	.143	6	8	14	3.5	10	2	2	1	0	9	2.3	
7	Dwight Tolbert	2	0	8	4.0	0	1	.000	0	0	.000	1	2	.500	0	0	0	0.0	0	0	0	0	0	1	0.5	
6	Tyler Richards	2	0	21	10.5	0	3	.000	0	2	.000	0	2	.000	0	1	1	0.5	3	1	1	0	2	0	0.0	
33	Robert Nortmann	1	0	3	3.0	0	1	.000	0	0	.000	0	0	.000	0	0	0	0.0	1	0	1	0	0	0	0.0	
TEAM														9	19	28										
Halifax Rainmen		5		1247		177	414	.428	48	140	.343	71	108	.657	76	176	252	50.4	91	83	87	18	28	473	94.6	
Opponents		5		6390		1028	2280	.451	226	673	.336	520	744	.699	365	954	1319	263.8	624	591	446	93	231	2802	560.4	

THE ISLAND STORM REGULAR SEASON PLAYER STATS

#	Player	GP	GS	MIN	AVG	FG	FGA	PCT	3P	3PA	.PCT	FTFTA	.PCTOR	DR	REBR/G	PF	A	TO	BLK	ST	PTS	P/G				
5	Antonio Ballard	4	4	130	32.5	27	45	.600	7	12	.583	15	16	.938	12	24	36	9.0	8	8	8	0	3	76	19.0	
12	Greg Plummer	4	4	104	26.0	23	43	.535	6	16	.375	11	13	.846	3	13	16	4.0	9	15	3	0	5	63	15.8	
21	Amani Daanish	4	3	114	28.5	19	43	.442	7	16	.438	13	14	.929	11	10	21	5.3	8	8	9	1	5	58	14.5	
25	Antoine Tisby	4	4	98	24.5	25	47	.532	0	1	.000	4	10	.400	7	19	26	6.5	7	3	9	1	2	54	13.5	
15	Semaj Inge	4	1	86	21.5	14	29	.483	2	5	.400	16	23	.696	6	10	16	4.0	10	7	9	0	3	46	11.5	
10	Al Stewart	4	4	100	25.0	14	24	.583	1	5	.200	11	14	.786	2	9	11	2.8	9	37	11	0	9	40	10.0	
1	Shawn Vanzant	4	0	76	19.0	11	20	.550	5	9	.556	7	9	.778	1	3	4	1.0	3	7	5	0	3	34	8.5	
3	Derek Coleman	4	0	81	20.3	6	20	.300	5	12	.417	10	16	.625	2	10	12	3.0	10	16	6	0	3	27	6.8	
20	Doug McKinney	4	0	23	5.8	3	7	.429	2	5	.400	3	4	.750	3	3	6	1.5	3	0	0	1	0	11	2.8	
33	Dwayne Smith	4	0	47	11.8	5	15	.333	0	2	.000	1	2	.500	5	9	14	3.5	5	2	4	2	1	11	2.8	
24	Ashton Graham	2	0	17	8.5	4	8	.500	0	1	.000	2	2	1.000	0	3	3	1.5	0	3	0	0	1	10	5.0	
50	Nick Evans	3	0	36	12.0	4	11	.364	0	0	.000	2	2	1.000	3	3	6	2.0	9	1	2	0	0	10	3.3	
50	Steve Tchiengang	1	0	7	7.0	1	2	.500	0	0	.000	1	2	.500	1	3	4	4.0	2	1	0	0	0	3	3.0	
TEAM														1	22	23										
The Island Storm		4		919		156	314	.497	35	84	.417	96	127	.756	57	141	198	49.5	84	108	67	5	35	443	110.8	
Opponents		4		6718		1049	2380	.441	239	729	.328	495	725	.683	384	989	1373	343.3	631	566	466	106	224	2832	708.0	

LONDON LIGHTNING REGULAR SEASON PLAYER STATS

#	Player	GP	GS	MIN	AVG	FG	FGA	PCT	3P	3PA	.PCT	FTFTA	.PCTOR	DR	REBR/G	PF	A	TO	BLK	ST	PTS	P/G				
15	Garrett Williamson	3	3	98	32.7	22	32	.688	4	8	.500	13	15	.867	6	4	10	3.3	13	6	6	3	6	61	20.3	
22	Jaytornah Wisseh	3	0	97	32.3	20	38	.526	4	8	.500	6	8	.750	2	11	13	4.3	5	20	18	0	3	50	16.7	
45	Marvin Phillips	3	3	82	27.3	16	44	.364	8	21	.381	5	8	.625	7	17	24	8.0	6	6	4	4	2	45	15.0	
23	Tim Ellis	3	2	100	33.3	14	24	.583	0	0	.000	6	7	.857	13	14	27	9.0	9	12	6	0	4	34	11.3	
4	Elvin Mims	3	2	95	31.7	10	34	.294	1	8	.125	5	6	.833	5	18	23	7.7	9	10	5	3	8	26	8.7	
33	Greg Surmacz	3	0	48	16.0	7	19	.368	3	8	.375	4	8	.500	2	6	8	2.7	4	4	1	6	2	21	7.0	
25	Gabe Freeman	3	1	61	20.3	5	27	.185	0	3	.000	10	11	.909	3	11	14	4.7	12	7	5	4	2	20	6.7	
12	James Millen	3	1	34	11.3	6	19	.316	1	3	.333	2	2	1.000	3	3	6	2.0	2	0	3	0	0	15	5.0	
1	Maurice Bolden	3	0	22	7.3	4	12	.333	1	3	.333	5	7	.714	2	3	5	1.7	2	2	0	0	1	14	4.7	
3	Raheem Singleton	1	1	18	18.0	2	6	.333	1	2	.500	2	2	1.000	0	3	3	3.0	2	3	1	0	0	7	7.0	
34	Al'Lonzo Coleman	2	0	17	8.5	2	5	.400	0	0	.000	1	2	.500	1	1	2	1.0	1	0	1	0	0	5	2.5	
10	Antwi Atuahene	3	2	36	12.0	1	9	.111	0	1	.000	0	0	.000	2	2	4	1.3	3	3	2	0	1	2	0.7	
TEAM															0	2	2									
London Lightning		3		708		109	269	.405	23	65	.354	59	76	.776	46	95	141	47.0	68	73	52	20	31	300	100.0	
Opponents		3		6929		1096	2425	.452	251	748	.336	532	776	.686	395	1035	1430	476.7	647	601	481	91	228	2975	991.7	

MISSISSAUGA POWER REGULAR SEASON PLAYER STATS

#	Player	GP	GS	MIN	AVG	FG	FGA	PCT	3P	3PA	.PCT	FTFTA	.PCTOR	DR	REBR/G	PF	A	TO	BLK	ST	PTS	P/G				
23	Nick Okorie	3	3	89	29.7	19	44	.432	8	23	.348	4	4	1.000	3	4	7	2.3	10	8	8	1	5	50	16.7	
2	Morgan Lewis	3	3	74	24.7	18	36	.500	3	14	.214	4	4	1.000	0	11	11	3.7	7	12	2	0	2	43	14.3	
10	Dwight McCombs	3	3	98	32.7	15	32	.469	0	1	.000	9	18	.500	8	16	24	8.0	9	3	6	6	1	39	13.0	
4	Kirk Williams Jr	3	3	78	26.0	14	29	.483	2	9	.222	5	9	.556	6	13	19	6.3	14	8	4	0	3	35	11.7	
22	Mark Gomillia	3	0	60	20.0	14	24	.583	2	3	.667	4	7	.571	7	2	9	3.0	5	1	3	1	3	34	11.3	
11	Alex Johnson	3	0	69	23.0	10	21	.476	4	11	.364	3	3	1.000	1	7	8	2.7	4	8	5	0	4	27	9.0	
24	William "Bo" Harris	3	3	91	30.3	9	28	.321	3	11	.273	6	12	.500	2	20	22	7.3	6	19	10	3	6	27	9.0	
3	Tyler Murray	3	0	67	22.3	9	20	.450	6	14	.429	0	1	.000	3	7	10	3.3	1	12	2	0	5	24	8.0	
15	Thijin Moses	1	0	14	14.0	5	8	.625	1	4	.250	0	0	.000	0	1	1	1.0	1	1	1	2	0	11	11.0	
21	Dusan Virijevic	3	0	17	5.7	3	7	.429	1	2	.500	0	0	.000	1	8	9	3.0	5	2	3	2	0	7	2.3	
16	Lavione West	3	0	28	9.3	0	3	.000	0	0	.000	5	7	.714	1	1	2	0.7	3	0	2	0	1	5	1.7	
42	Shamus Ferguson	2	0	13	6.5	2	3	.667	0	0	.000	0	0	.000	2	1	3	1.5	5	0	2	0	0	4	2.0	
TEAM															0	15	15									
Mississauga Power		3		698		118	255	.463	30	92	.326	40	65	.615	34	106	140	46.7	70	74	48	15	30	306	102.0	
Opponents		3		6939		1087	2439	.446	244	721	.338	551	787	.700	407	1024	1431	477.0	645	600	485	96	229	2969	989.7	

MONCTON MIRACLES REGULAR SEASON PLAYER STATS

#	Player	GP	GS	MIN	AVG	FG	FGA	PCT	3P	3PA	.PCT	FTFTA	.PCTOR	DR	REBR/G	PF	A	TO	BLK	ST	PTS	P/G				
23	Johnny Mayhane	5	2	168	33.6	23	64	.359	15	37	.405	20	25	.800	3	12	15	3.0	16	11	12	0	4	81	16.2	
24	Stanley Robinson	5	5	180	36.0	32	73	.438	1	13	.077	14	23	.609	14	29	43	8.6	7	4	7	3	7	79	15.8	
3	Cornelius Vines	5	3	138	27.6	23	68	.338	5	29	.172	18	31	.581	7	8	15	3.0	18	23	14	0	5	69	13.8	
5	Jermaine Dailey	5	2	168	33.6	25	44	.568	1	1	1.000	17	23	.739	10	20	30	6.0	16	5	5	2	5	68	13.6	
14	Alex DesRoches	5	4	153	30.6	17	34	.500	3	9	.333	5	6	.833	10	13	23	4.6	5	13	16	2	1	42	8.4	
34	Dominique Buckley	3	2	68	22.7	12	35	.343	8	18	.444	7	8	.875	2	8	10	3.3	7	8	9	1	2	39	13.0	
7	Sylvania Watkins	3	3	94	31.3	15	30	.500	0	0	.000	5	15	.333	11	14	25	8.3	14	9	6	1	6	35	11.7	
30	Jamil Terrell	5	4	125	25.0	13	29	.448	0	0	.000	6	11	.545	7	20	27	5.4	21	7	14	2	1	32	6.4	
22	Trayvon Lathan	2	0	56	28.0	12	26	.462	1	5	.200	4	8	.500	2	7	9	4.5	4	9	3	2	4	29	14.5	
50	Alex Jacobson	3	0	44	14.7	4	12	.333	0	0	.000	0	1	.000	5	11	16	5.3	7	4	4	1	1	8	2.7	
10	Anto Raic	2	0	30	15.0	2	8	.250	2	6	.333	1	2	.500	1	6	7	3.5	8	0	1	0	0	7	3.5	
TEAM															3	28	31									
Moncton Miracles		5		1224		178	423	.421	36	118	.305	97	153	.634	75	176	251	50.2	123	93	96	14	36	489	97.8	
Opponents		5		6413		1027	2271	.452	238	695	.342	494	699	.707	366	954	1320	264.0	592	581	437	97	223	2786	557.2	

OTTAWA SKYHAWKS REGULAR SEASON PLAYER STATS

#	Player	GP	GS	MIN	AVG	FG	FGA	PCT	3P	3PA	.PCT	FTFTA	.PCTOR	DR	REBR/G	PF	A	TO	BLK	ST	PTS	P/G				
15	Justin Tubbs	3	3	117	39.0	29	48	.604	7	13	.538	4	9	.444	5	15	20	6.7	15	11	12	3	6	69	23.0	
5	Jermaine Johnson	3	3	121	40.3	23	35	.657	0	0	.000	13	17	.765	16	18	34	11.3	10	6	8	4	5	59	19.7	
44	Ryan Anderson	3	3	110	36.7	14	42	.333	5	20	.250	17	19	.895	2	12	14	4.7	12	11	13	0	6	50	16.7	
7	Tirrell Banies	3	3	98	32.7	16	40	.400	2	11	.182	10	16	.625	8	17	25	8.3	5	6	2	2	6	44	14.7	
3	Jerice Crouch	3	3	82	27.3	11	37	.297	4	12	.333	5	5	1.000	1	3	4	1.3	5	17	4	0	1	31	10.3	
14	Jamal Crook	3	0	72	24.0	15	28	.536	0	2	.000	1	2	.500	1	6	7	2.3	5	7	2	0	5	31	10.3	
20	Mike Rose	3	0	47	15.7	5	17	.294	4	8	.500	2	2	1.000	3	6	9	3.0	0	5	1	0	1	16	5.3	
4	Fred Sturdivant	3	0	43	14.3	5	14	.357	0	1	.000	3	4	.750	4	10	14	4.7	0	0	3	2	1	13	4.3	
12	Jamie Vanderbeken	1	0	15	15.0	0	2	.000	0	1	.000	0	0	.000	1	3	4	4.0	0	0	0	2	0	0	0.0	
22	Demetrius Jemison	3	0	15	5.0	0	1	.000	0	0	.000	0	0	.000	0	1	1	0.3	2	0	1	0	0	0	0.0	
TEAM															0	9	9									
Ottawa SkyHawks		3		720		118	264	.447	22	68	.324	55	74	.743	41	100	141	47.0	54	63	47	13	31	313	104.3	
Opponents		3		6917		1087	2430	.447	252	745	.338	536	778	.689	400	1030	1430	476.7	661	611	486	98	228	2962	987.3	



SAINT JOHN MILL RATS REGULAR SEASON PLAYER STATS

#	Player	GP	GS	MIN	AVG	FG	FGA	PCT	3P	3PA	.PCT	FTFTA	.PCTOR	DR	REBR/G	PF	A	TO	BLK	ST	PTS	P/G				
12	Anthony Anderson	4	4	136	34.0	31	69	.449	9	29	.310	21	21	1.000	0	4	4	1.0	10	19	9	0	6	92	23.0	
22	Chris Matthews	4	1	91	22.8	21	49	.429	4	19	.211	4	8	.500	5	8	13	3.3	5	6	5	0	1	50	12.5	
34	Tyrone Levett	4	4	116	29.0	14	37	.378	9	19	.474	8	10	.800	4	14	18	4.5	13	3	7	1	3	45	11.3	
11	Will Blalock	4	3	133	33.3	15	27	.556	4	8	.500	8	13	.615	1	22	23	5.8	10	26	5	1	8	42	10.5	
24	Jermaine Blackburn	4	3	96	24.0	14	27	.519	0	2	.000	12	12	1.000	2	13	15	3.8	10	8	7	0	1	40	10.0	
21	Doug Herring Jr	4	0	59	14.8	12	24	.500	1	2	.500	9	12	.750	2	4	6	1.5	7	4	4	1	4	34	8.5	
10	Ashton Smith	4	1	52	13.0	13	28	.464	4	10	.400	0	0	.000	1	8	9	2.3	8	6	3	0	4	30	7.5	
33	Alex Jackson	4	0	54	13.5	8	14	.571	1	2	.500	8	11	.727	3	6	9	2.3	8	0	4	0	0	25	6.3	
42	Modibo Diarra	4	3	83	20.8	9	21	.429	0	0	.000	1	3	.333	10	17	27	6.8	15	2	3	3	0	19	4.8	
23	Robert Curtis	2	0	39	19.5	8	12	.667	0	0	.000	2	9	.222	6	4	10	5.0	8	0	6	0	0	18	9.0	
35	Damian Gay	3	0	32	10.7	2	3	.667	0	0	.000	3	5	.600	0	4	4	1.3	7	1	5	0	2	7	2.3	
00	Mike Luby	3	1	28	9.3	1	5	.200	0	0	.000	0	0	.000	1	0	1	0.3	4	0	2	0	0	2	0.7	
TEAM															2	28	30									
Saint John Mill Rats		4		919		148	317	.467	32	92	.348	76	104	.731	37	132	169	42.3	106	75	64	6	29	404	101.0	
Opponents		4		6718		1057	2377	.445	242	721	.336	515	748	.689	404	998	1402	350.5	609	599	469	105	230	2871	717.8	

WINDSOR EXPRESS REGULAR SEASON PLAYER STATS

#	Player	GP	GS	MIN	AVG	FG	FGA	PCT	3P	3PA	.PCT	FTFTA	.PCTOR	DR	REBR/G	PF	A	TO	BLK	ST	PTS	P/G				
5	Stefan Bonneau	2	2	72	36.0	23	39	.590	5	13	.385	10	12	.833	0	8	8	4.0	1	19	3	1	1	61	30.5	
24	Chris Commons	2	2	74	37.0	13	27	.481	3	10	.300	9	15	.600	2	13	15	7.5	9	6	5	2	2	38	19.0	
15	Quinnel Brown	2	2	75	37.5	11	24	.458	4	11	.364	6	8	.750	2	9	11	5.5	6	7	5	3	0	32	16.0	
2	DeAndre Thomas	2	2	46	23.0	10	16	.625	0	0	.000	2	6	.333	4	13	17	8.5	8	1	0	0	0	22	11.0	
12	Darren Duncan	1	0	32	32.0	6	9	.667	1	3	.333	9	10	.900	1	2	3	3.0	4	8	2	0	1	22	22.0	
11	Papa Oppong	2	0	49	24.5	8	20	.400	3	13	.231	1	2	.500	3	4	7	3.5	3	4	1	1	3	20	10.0	
10	Kevin Loiselle	2	2	66	33.0	7	17	.412	0	3	.000	4	7	.571	6	8	14	7.0	11	1	3	1	3	18	9.0	
33	Erik Parker	2	0	23	11.5	2	3	.667	0	0	.000	3	4	.750	2	4	6	3.0	6	0	2	0	0	7	3.5	
23	DeAndre Hall	2	0	21	10.5	2	6	.333	0	1	.000	1	2	.500	2	3	5	2.5	4	0	2	0	0	5	2.5	
4	Jason Dawson	1	0	9	9.0	1	2	.500	0	0	.000	0	0	.000	0	0	0	0.0	0	5	0	0	0	2	2.0	
14	Tommy Freeman	2	0	13	6.5	0	1	.000	0	0	.000	0	0	.000	0	0	0	0.0	0	0	0	0	1	0	0.0	
TEAM															3	6	9									
Windsor Express		2		480		83	164	.506	16	54	.296	45	66	.682	25	70	95	47.5	52	51	23	8	11	227	113.5	
Opponents		2		2377		359	826	.435	84	239	.351	189	274	.690	134	349	483	241.5	231	185	168	32	103	991	495.5	

NATIONAL BASKETBALL LEAGUE OF CANADA LEAGUE OFFICE CONTACT INFORMATION

 <p>National Basketball League of Canada</p>	<p>Executive Offices 120 Eglinton Avenue East, 8th Floor Toronto, Ont. M4P 1E2 PHONE: (416)-322-5188 FAX: (416)-322-6371 info@nblcanada.ca Connect with us: www.nblcanada.ca www.twitter.com/nblcanda www.facebook.com/nblcanada</p>	 <p>Ligue nationale de basketball du Canada</p>
--	--	---