



# THE NATIONAL BASKETBALL LEAGUE OF CANADA WEEKLY REPORT

Volume 3, Issue 5

December 1, 2013

## GAMES PLAYED

### Mon. Nov. 25

Brampton 115, Windsor 105

### Wed. Nov. 27

Ottawa 126, Moncton 114

### Thu. Nov. 28

Mississauga 126, Moncton 113

### Fri. Nov. 29

Windsor 105, Ottawa 102

### Sat. Nov. 30

London 101, Moncton 91  
The Island 118, Mississauga 107

### Sun. Dec. 1

Windsor 88, Ottawa 85  
Mississauga 98, Saint John 95

## ATLANTIC DIVISION

Team	W	L	.PCT	GB
Saint John	6	4	.600	--
The Island	5	5	.500	1
Halifax	0	6	.000	4
Moncton	2	9	.182	4.5

## CENTRAL DIVISION

Team	W	L	.PCT	GB
Brampton	9	2	.818	--
London	7	2	.778	1
Windsor	6	4	.600	2.5
Ottawa	5	5	.500	3.5
Mississauga	4	7	.364	5

## UPCOMING GAMES (all times local)

### Mon. Dec. 2

Ottawa at Brampton 7:00 PM EST

### Wed. Dec. 4

Windsor at Mississauga 7:00 PM EST  
London at Ottawa 7:30 PM EST

### Thu. Dec. 5

London at Mississauga 7:00 PM EST  
Halifax at Saint John 7:00 PM AST  
Brampton at Ottawa 7:30 PM EST

### Fri. Dec. 6

Moncton at Brampton 7:00 PM EST  
Saint John at The Island 7:00 PM AST

### Sat. Dec. 7

Ottawa at Halifax 7:00 PM AST  
Windsor at London 7:00 PM EST





### Sun. Dec. 8

Brampton at London 2:00 PM EST  
Moncton at Windsor 2:00 PM EST  
The Island at Halifax 2:00 PM AST  
Ottawa at Saint John 4:00 PM AST

All content Copyright © 2013 · National Basketball League of Canada. All Rights Reserved.  
"The National Basketball League of Canada Weekly Report" is edited by Chuck Miller.



## NBL TEAM REPORTS

<p><b>Brampton A's</b>            7575 Kennedy Road            S. Brampton ON            L6W 4T2            Phone: (519) 943-0781            Fax: (519) 940-3730            Head Coach: David Magley            Home Arena: Powerade Centre  <a href="http://bramptonas.ca">bramptonas.ca</a></p> 	<p>The Brampton A's extended their winning streak to five games, and four wins in the past five days, with a 115-105 Monday night victory over Windsor at the Powerade Centre. With nineteen points apiece from Cavell Johnson and Evaldas Zabas, as well as an additional 14 points apiece from Jameson Tipping and Cedric Moodie, the A's cemented their hold on first place in the NBL's Central Division. Johnson also had 12 rebounds; Zabas went 11-for-11 at the free throw line.</p>
<p><b>Halifax Rainmen</b>            1888 Brunswick Street, Suite 611            Halifax, Nova Scotia B3J 3J8            Phone: (902) 444-RAIN, (902) 444-7246            Fax: 1-866-424-4267            Head Coach: TBA            Home arena: Halifax MetroCentre  <a href="http://rainmenbasketball.ca">rainmenbasketball.ca</a></p> 	<p>The Halifax Rainmen did not play this week.</p>
<p><b>The Island Storm</b>            46 Kensington Rd.            Charlottetown, PEI            C1A 5H7            Phone: (902) 629-6600            Fax: (902) 629-6650            Head Coach: Joseph Salerno            Home Venue: EastLink Arena  <a href="http://stormbasketball.ca">stormbasketball.ca</a></p> 	<p>The Island Storm are peaking at just the right time, and a 118-107 home victory against the Mississauga Power on Saturday night helped the Charlottetown Crew's cause. In the victory, Antonio Ballard was the top scorer with 20 points, while Al Stewart was just one rebound shy of the NBL's first triple-double of the season (18 points, 11 assists, 9 rebounds). The win was the first victory this season in which an Atlantic Division team defeated a Central Division team.</p>
<p><b>London Lightning</b>            358 Horton Street E.            London, Ontario N6B            1L7            Phone: (519) 433-0634            Fax: (519) 433-9849            Head Coach: Micheal Ray Richadson            Home arena: Budweiser Gardens  <a href="http://lightningbasketball.ca">lightningbasketball.ca</a></p> 	<p>In front of over 3,400 fans at the Budweiser Gardens on Saturday night, the London Lightning claimed their seventh straight victory with a 101-91 triumph over the Moncton Miracles. In the victory, Elvin Mims and Garrett Williamson were two of six London players with double-figure scoring, Mims and Williamson had 19 points apiece. Mims also had 16 rebounds for a double-double on the night.</p>

## Mississauga Power

5500 Rose Cherry Place

Mississauga, ON L4Z 4B6

Office: 647-559-6012

Head Coach: David "D.J." Joseph

Home Arena: Hershey Centre

[powerbasketball.ca](http://powerbasketball.ca)



David "D.J." Joseph snagged his first head win of the 2013-14 season as head coach of the Mississauga power, as they snagged a 126-113 home win Thursday night against the Moncton Miracles. In the victory, Dwight McCombs claimed a double-double of 21 points and 12 rebounds, while Morgan Lewis scored a team-high 26 points. William "Bo" Harris scored 12 points and stole the ball four times, as the Power broke a 5-game losing streak.

Then it was off to the Maritimes for the Power's Atlantic Division road trip. First off was a contest against the Island Storm; even with Nick Okorie pushing a league-high 41 points onto the scoreboard, the Power were dimmed 118-107. Okorie's scoring came from 16-for-22 field goal shooting, including five successful 3-pointers. Thijin Moses came off the bench to notch 20 points, while William "Bo" Harris scored 12 points and pulled down eight rebounds.

With a Sunday afternoon matchup against the Saint John Mill Rats, the Power geared up – and on the strength of 26 points from Dwight McCombs, along with 17 points from Alex Johnson and a 14-rebound, 10-point night from Morgan Lewis, the Mississauga Power claimed a 98-95 road victory over the Mill Rats.

## Moncton Miracles

740 Rue Main Street

Moncton, New Brunswick E1C 1E6

Team phone: (506) 204-7730

Team fax: (506) 204-7840

Head Coach: Dennis Truax

Home arena: Moncton Coliseum

[miraclesbasketball.ca](http://miraclesbasketball.ca)



Setting off to an Ontario road trip, the Moncton Miracles lost the first game of their road swing 126-114 to the Ottawa SkyHawks, despite 27 points apiece from the tandem of Johnny Mayhane and Trayvon Lathan. Stanley Robertson (16) and Sylvania Watkins (14) also scored in double figures for the Miracles.

Next up was a Thursday matchup against the Mississauga Power, and even with 27 team-high points from Johnny Mayhane, the Miracles came up short 126-113. Oliver McNally had a double-double of 19 points and 10 assists, while Stanley Robinson scored 16 points and pulled down 11 rebounds.

With Sylvania Watkins nursing a groin injury and unable to play Saturday night, the Miracles gave the London Lightning all they could – only to come up short, 101-91 on the road. Once again, the scoring was paced by Johnny Mayhane with 28 markers; Trayvon Lathan had a double-double of 18 points and 13 boards.

## Ottawa SkyHawks

2451 St. Joseph Blvd, Suite 219

Ottawa, ON K1C 1E9

Phone: (613) 424-8733

Head coach: Jaren Jackson

Home arena: Canadian Tire Centre

[ottawaskyhawks.com](http://ottawaskyhawks.com)



The last time Jaren Jackson coached in the NBL, he guided the Saint John Mill Rats to a postseason berth in the 2011-12 season. Now, as head coach of the Ottawa SkyHawks, Jackson picked up his first win in two years with a 126-114 home victory over the Moncton Miracles. The SkyHawks, who outscored Moncton 43-23 in the third quarter to pull ahead with the win, was paced by a double-double from Ryan Anderson (24 points, 10 rebounds) and 23 points from Tirrell Baines. Jamal Crook had 21 points and a team-high seven assists.

Unfortunately for the SkyHawks, they ran into a tough Windsor Express team on Friday night and came up on the short end of the scoreboard, 105-102. In the loss, Tirrell Baines put up 23 points and pulled down 9 rebounds, while Ryan Anderson added 21 points. Jerice Crouch (15) and Justin Tubbs (13) also scored in double figures for the Capital City crew.

On Sunday afternoon, the second part of a "home-and-home" series with Windsor ended with the SkyHawks on the losing end of an 88-85 score, despite 19 points and 10 rebounds from Jermaine Johnson. Justin Tubbs (17) and Fred Sturdivant (10) were the only SkyHawks to put double figures on the scoreboard.

**Saint  
John  
Mill Rats**

133 Prince William Street, Suite 9  
Saint John, NB E2L 2B5  
Office: (506) 214-4454  
Fax: (506) 652-1562  
Head Coach: Rob Spon  
Home Venue: Harbour Station  
[millratsbasketball.ca](http://millratsbasketball.ca)



In front of over 1,400 fans at Harbour Station, the first-place Atlantic Division Saint John Mill Rats faced off against the last-place Central Division Mississauga Power on Sunday afternoon. But even with 20 points from Tyrone Levett, and a 15-point, 10-assist night from Anthony Anderson, the Mill Rats lost a close game 98-95 to the Power. Doug Herring Jr and Jermaine Blackburn each scored 16 points apiece for the Port City crew.

**Windsor  
Express**

720 Ouellette Ave, Box  
24  
Windsor, Ontario N9A  
1C2  
Phone: (519) 800-3665  
Head Coach: Bill Jones  
Home Venue: WFCU Centre  
[www.expressbasketball.ca](http://www.expressbasketball.ca)



It was a rough Monday night for the Windsor Express as they fell 115-105 on the road to the Brampton A's. In the loss, Stefan Bonneau added 26 points to the scoreboard, while Darren Duncan and Chris Commons added 20 and 15 points, respectively. The Express' starters contributed the lion's share of scoring; their bench was outscored 74-17.

The Express rebounded from that loss, and eked out a much-needed 105-102 road triumph Friday night against the Ottawa SkyHawks. Stefan Bonneau snagged 23 points, while the "Commons and Duncan" show claimed 25 and 20 points together. Darren Duncan also contributed 11 rebounds to the team victory.

DeAndre Thomas, the centre in his second season with the Express, helped Windsor take a second victory against Ottawa, 88-85 at the WFCU Centre, with a double-double of 21 points and 15 rebounds. Quinzel Brown also powered in 21 points for Windsor, while Darren Duncan led the Express with 12 assists.

Game reports compiled via team press releases, and from articles appearing in newspapers from the teams' home locations.

## **NBL CANADA TRANSACTIONS**

**November 25, 2013:** The Island Storm signed and activated Adrian Moss. Released Derek Coleman.

**November 25, 2013:** Ottawa SkyHawks fired head coach Kevin Keathley. Hired Jaren Jackson as head coach.

**November 25, 2013:** Saint John Mill Rats release Alex Jackson and Mike Luby. Signed Damian Gay and Jermaine Blackburn.

**November 25, 2013:** The November 21st contest (Halifax at Moncton) that was postponed at halftime due to a city-wide power outage will be resumed on January 2, 2014 at 7:00 p.m. Atlantic time.

**November 26, 2013:** Moncton Miracles release Cornelius Vines.

**November 26, 2013:** Halifax Rainmen fired head coach Chris Terrell.

**November 27, 2013:** The National Basketball League of Canada announced that the November 24, 2013 game (Ottawa at London) that was postponed due to snow has been rescheduled for Wednesday, January 22, 2014 at 7:00 p.m. Eastern time.

**November 27, 2013:** Windsor Express release Terance Licorish.

**November 29, 2013:** London Lightning release Raheem Singleton.

## **NBL CANADA PLAYER OF THE WEEK**

The National Basketball League of Canada is pleased to announce that Elvin Mims of the London Lightning has been named Player of the Week for the week ending December 1, 2013. Mims becomes the first player from the two-time defending NBL champion to earn the honour this year.

Mims, a 6'5" forward from Southern Mississippi, helped the Lightning earn their seventh straight win on Saturday night, when he scored 19 points and pulled down 16 rebounds in London's 101-91 home victory over the Moncton Miracles.

## **PREVIOUS NBL CANADA PLAYERS OF THE WEEK:**

November 3, 2013 – Stefan Bonneau, Windsor Express.

November 10, 2013 – Stanley Robinson, Moncton Miracles.

November 17, 2013 – Doug Herring Jr., Saint John Mill Rats.

November 24, 2013 – Cavell Johnson, Brampton A's.

December 1, 2013 – Elvin Mims, London Lightning.

## **NBL CANADA COACH OF THE MONTH**

The National Basketball League of Canada is pleased to announce that David Magley of the Brampton A's has been named Coach of the Month for November 2013.

A former draft pick of the Cleveland Cavaliers, Magley played in both the NBA and in the Continental Basketball Association. This is his first year as a head coach. Under Magley's supervision, the A's finished November with a 9-2 record and a first-place berth in the NBL's Central Division.

## **PREVIOUS NBL CANADA COACHES OF THE MONTH:**

November 2013 – David Magley, Brampton A's.

## **TOP 20 SINGLE GAME ATTENDANCE FIGURES, 2013-14 SEASON**

1.	5,802	Budweiser Gardens	Mississauga at London	November 2, 2013
2.	3,414	Budweiser Gardens	Moncton at London	November 30, 2013
3.	2,853	Harbour Station	The Island at Saint John	November 10, 2013
4.	2,663	Budweiser Gardens	Ottawa at London	November 9, 2013
5.	2,600	Canadian Tire Centre	Windsor at Ottawa	November 2, 2013
6.	2,564	EastLink Arena	Saint John at The Island	November 2, 2013
7.	2,519	Powerade Centre	Mississauga at Brampton	November 15, 2013
8.	2,242	Budweiser Gardens	Mississauga at London	November 17, 2013
9.	2,214	Moncton Coliseum	Brampton at Moncton	November 1, 2013
10.	2,100	Canadian Tire Centre	The Island at Ottawa	November 22, 2013
11.	2,050	EastLink Arena	Moncton at The Island	November 3, 2013
12.	1,985	Harbour Station	Brampton at Saint John	November 23, 2013
13.	1,894	EastLink Arena	Saint John at The Island	November 14, 2013
14.	1,775	Moncton Coliseum	Saint John at Moncton	November 15, 2013
15.	1,746	Harbour Station	Moncton at Saint John	November 24, 2013
16.	1,660	EastLink Arena	Moncton at The Island	November 7, 2013
17.	1,563	Moncton Coliseum	Saint John at Moncton	November 9, 2013
18.	1,438	Harbour Station	Mississauga at Saint John	December 1, 2013
19.	1,308	Hershey Centre	London at Mississauga	November 21, 2013
20.	1,306	EastLink Arena	Brampton at The Island	November 24, 2013



## NBL PLAYER STATS (courtesy DakStats, <http://www.dakstats.com>)

SCORING AVERAGE	G	FG	3P	FT	PTS	AVG
Stefan Bonneau, Windsor	10	76	20	64	236	23.6
Anthony Anderson, Saint John	10	68	22	60	218	21.8
Antonio Ballard, The Island	9	69	11	44	193	21.4
Ryan Anderson, Ottawa	10	57	23	59	196	19.6
Garrett Williamson, London	9	62	6	44	174	19.3
Nick Okorie, Mississauga	9	63	21	23	170	18.9
Johnny Mayhane, Moncton	12	62	42	54	220	18.3
Cavell Johnson, Brampton	11	85	4	26	200	18.2
Chris Commons, Windsor	9	67	11	17	162	18.0
Tyrone Levett, Saint John	10	57	21	35	170	17.0

SCORING AVERAGE	G	FG	3P	FT	PTS	AVG
Justin Tubbs, Ottawa	10	63	21	19	166	16.6
Trayvon Lathan, Moncton	9	64	1	19	148	16.4
Jujuan Cooley, Halifax	7	35	10	34	114	16.3
Jason Forte, London	6	39	4	14	96	16.0
Cedric Moodie, Brampton	11	50	29	44	173	15.7
Evaldas Zabas, Brampton	10	52	12	39	155	15.5
Greg Plummer, The Island	10	52	25	24	153	15.3
Darren Duncan, Windsor	9	30	14	63	137	15.2
Stephen Sir, Halifax	7	41	18	6	106	15.1
Doug Herring Jr., Saint John	10	55	11	29	150	15.0

REBOUNDS	G	REB	AVG
Tim Parham, Halifax	7	76	10.86
Jermaine Johnson, Ottawa	10	91	9.10
Antonio Ballard, The Island	9	77	8.56
Marvin Phillips, London	8	66	8.25
Stanley Robinson, Moncton	12	94	7.83
Elvin Mims, London	9	68	7.56
Ryan Anderson, Ottawa	10	75	7.50
Dwight McCombs, Mississauga	11	81	7.36
Jason Forte, London	6	44	7.33
Raven Barber, Halifax	7	51	7.29
Tyrone Levett, Saint John	10	71	7.10

3-POINTERS MADE (min 20 made)	G	3P	3Ppg
Johnny Mayhane, Moncton	12	42	3.50
Cedric Moodie, Brampton	11	29	2.64
Greg Plummer, The Island	10	25	2.50
Nick Okorie, Mississauga	9	21	2.33
Ryan Anderson, Ottawa	10	23	2.30
Anthony Anderson, Saint John	10	22	2.20
Tyrone Levett, Saint John	10	21	2.10
Justin Tubbs, Ottawa	10	21	2.10
Stefan Bonneau, Windsor	10	20	2.00

BLOCKED SHOTS	G	BLK	AVG
Greg Surmacz, London	3	6	2.00
Cavell Johnson, Brampton	11	20	1.82
Dwight McCombs, Mississauga	11	18	1.64
Fred Sturdivant, Ottawa	10	14	1.40
George Goode, Halifax	7	8	1.14
Marvin Phillips, London	8	9	1.13
Chris Commons, Windsor	9	10	1.11
Kevin Loiselle, Windsor	10	10	1.00

STEALS	G	STL	AVG
Jujuan Cooley, Halifax	7	23	3.29
Ryan Anderson, Ottawa	10	26	2.60
Al Stewart, The Island	10	23	2.30
Darren Duncan, Windsor	9	20	2.22
Cedric Moodie, Brampton	11	21	1.91
Kirk Williams Jr., Mississauga	9	17	1.89
Tim Ellis, London	9	16	1.78
Elvin Mims, London	9	16	1.78
Doug Herring Jr., Saint John	10	17	1.70
Greg Plummer, The Island	10	17	1.70

ASSISTS	G	AST	AVG
Al Stewart, The Island	10	77	7.70
Darren Duncan, Windsor	9	65	7.22
Jaytornah Wisseh, London	9	57	6.33
Jujuan Cooley, Halifax	7	44	6.29
Anthony Anderson, Saint John	10	59	5.90
Will Blalock, Saint John	10	57	5.70
Jerice Crouch, Ottawa	10	46	4.60
Stefan Bonneau, Windsor	10	45	4.50
Tyler Murray, Mississauga	11	48	4.36
Oliver McNally, Moncton	7	30	4.29

FIELD GOAL PERCENTAGE (min 40 attempts)	FGM	FGA	PCT
Garrett Williamson, London	62	101	.614
Antonio Ballard, The Island	69	113	.611
Jermaine Johnson, Ottawa	57	96	.594
Flenard Whitfield, Brampton	40	70	.571
Mark Gomillia, Mississauga	37	65	.569
Jermaine Dailey, Moncton	57	101	.564
DeAndre Thomas, Windsor	42	75	.560
Dwight McCombs, Mississauga	54	97	.557
Justin Tubbs, Ottawa	63	115	.548
Cavell Johnson, Brampton	85	157	.541

FREE THROW PERCENTAGE (min 30 attempts)	FTM	FTA	PCT
Jujuan Cooley, Halifax	34	37	.919
Evaldas Zabas, Brampton	39	43	.907
Stefan Bonneau, Windsor	64	71	.901
Tyrone Levett, Saint John	35	39	.897
Gabe Freeman, London	28	32	.875
Anthony Anderson, Saint John	60	69	.870
Ryan Anderson, Ottawa	59	68	.868
Darren Duncan, Windsor	63	73	.863
Cedric Moodie, Brampton	44	51	.863
Antonio Ballard, The Island	44	53	.830

3-POINT GOALS PERCENTAGE (min 20 attempts)	3PM	3PA	PCT
Will Blalock, Saint John	16	29	.552
Doug Herring Jr., Saint John	11	20	.550
Shawn Vanzant, The Island	13	27	.481
Jaytornah Wisseh, London	13	27	.481
Justin Tubbs, Ottawa	21	45	.467
Alex DesRoches, Moncton	10	22	.455
Antonio Ballard, The Island	11	25	.440
Darren Duncan, Windsor	14	32	.438
Thijin Moses, Mississauga	15	35	.429
Cedric Moodie, Brampton	29	68	.426

# NATIONAL BASKETBALL LEAGUE OF CANADA SCHEDULES AND RESULTS

## BRAMPTON A'S GAME-BY-GAME

Date	H/A	Opponent	Score	W	L	Rec	Att	Leading Scorer
11/1/2013	A	Moncton Miracles	113-89	W		1-0	2,214	Cedric Moodie (31)
11/3/2013	A	Halifax Rainmen	99-91	W		2-0	850	Cavell Johnson (28)
11/5/2013	A	Mississauga Power	107-95	W		3-0		Cedric Moodie (21)
11/15/2013	H	Mississauga Power	98-92	W		4-0	2,519	Evaldas Zabas (23)
11/16/2013	H	London Lightning	93-107		L	4-1	643	Cavell Johnson (18); Jordan Hamilton (18)
11/17/2013	A	Windsor Express	77-93		L	4-2	451	Cavell Johnson (17)
11/18/2013	H	Windsor Express	105-103	W		5-2	877	Cedric Moodie (19)
11/21/2013	H	Ottawa SkyHawks	124-87	W		6-2	451	Cavell Johnson (25)
11/23/2013	A	Saint John Mill Rats	107-102	W		7-2	1,985	Cavell Johnson (24)
11/24/2013	A	The Island Storm	101-100	W		8-2	1,306	Cavell Johnson (21)
11/25/2013	H	Windsor Express	115-105	W		9-2	842	Cavell Johnson (19), Evaldas Zabas (19)

## HALIFAX RAINMEN GAME-BY-GAME

Date	H/A	Opponent	Score	W	L	Rec	Att	Leading Scorer
11/1/2013	H	Saint John Mill Rats	85-105		L	0-1	1,250	Jujuan Cooley (14)
11/3/2013	H	Brampton A's	91-99		L	0-2	850	Stephen Sir (22)
11/6/2013	A	Ottawa SkyHawks	100-111		L	0-3	541	Jujuan Cooley (26)
11/7/2013	A	Mississauga Power	96-112		L	0-4		Jujuan Cooley (18)
11/10/2013	H	Moncton Miracles	101-103 (OT)		L	0-5	1,200	Stephen Sir (30)
11/17/2013	H	Saint John Mill Rats	81-88		L	0-6		Raven Barber (18)

1/2/2014 A Moncton Miracles 37-36  
(game originally played 11/21/2013; game suspended due to power outage)

## THE ISLAND STORM GAME-BY-GAME

Date	H/A	Opponent	Score	W	L	Rec	Att	Leading Scorer
11/2/2013	H	Saint John Mill Rats	100-93	W		1-0	2,564	Antonio Ballard (22), Greg Plummer (22)
11/3/2013	H	Moncton Miracles	120-91	W		2-0	2,050	Antonio Ballard (24), Amani Daanish (24)
11/7/2013	H	Moncton Miracles	94-97		L	2-1	1,660	Antonio Ballard (20)
11/10/2013	A	Saint John Mill Rats	129-93	W		3-1	2,853	Amani Daanish (21)
11/14/2013	H	Saint John Mill Rats	90-117		L	3-2	1,894	Antonio Ballard (22)
11/17/2013	H	Moncton Miracles	111-101	W		4-2		Semaj Inge (21)
11/21/2013	A	Windsor Express	86-90		L	4-3	441	Greg Plummer (22)
11/22/2013	A	Ottawa SkyHawks	99-113		L	4-4	2,100	Antonio Ballard (28)
11/24/2013	H	Brampton A's	100-101		L	4-5	1,306	Antonio Ballard (31)
11/30/2013	H	Mississauga Power	118-107	W		5-5	1,109	Antonio Ballard (20)

## LONDON LIGHTNING GAME-BY-GAME

Date	H/A	Opponent	Score	W	L	Rec	Att	Leading Scorer
11/1/2013	A	Windsor Express	103-115		L	0-1	1,260	Jaytornah Wisseh (24)
11/2/2013	H	Mississauga Power	97-99		L	0-2	5,802	Garrett Williamson (22)
11/9/2013	H	Ottawa SkyHawks	98-97	W		1-2	2,663	Garrett Williamson (24)
11/15/2013	H	Windsor Express	108-84	W		2-2		Garrett Williamson (21)
11/16/2013	A	Brampton A's	107-93	W		3-2	643	Garrett Williamson (20); Gabe Freeman (20)
11/17/2013	H	Mississauga Power	127-102	W		4-2	2,242	Maurice Bolden (26)
11/21/2013	A	Mississauga Power	114-91	W		5-2	1,308	Garrett Williamson (24)
11/23/2013	A	Windsor Express	97-93	W		6-2	942	Garrett Williamson (21)
11/30/2013	H	Moncton Miracles	101-91	W		7-2	3,414	Garrett Williamson (19), Elvin Mims (19)

## MISSISSAUGA POWER GAME-BY-GAME

Date	H/A	Opponent	Score	W	L	Rec	Att	Leading Scorer
11/2/2013	A	London Lightning	99-97	W		1-0	5,802	Morgan Lewis (19)
11/5/2013	H	Brampton A's	95-107		L	1-1		Dwight McCombs (23), Nick Okorie (23)
11/6/2013	H	Halifax Rainmen	112-96	W		2-1		Mark Gomilla (20)
11/15/2013	A	Brampton A's	92-98		L	2-2	2,519	Dwight McCombs (16)
11/16/2013	A	Ottawa SkyHawks	92-95		L	2-3	586	William "Bo" Harris (23)
11/17/2013	A	London Lightning	102-127		L	2-4	2,242	Tyler Murray (19)
11/21/2013	H	London Lightning	91-114		L	2-5	1,308	William "Bo" Harris (22)
11/23/2013	A	Ottawa SkyHawks	97-101		L	2-6	1,098	Nick Okorie (27)
11/28/2013	H	Moncton Miracles	126-113	W		3-6		Morgan Lewis (26)
11/30/2013	A	The Island Storm	107-118		L	3-7	1,109	Nick Okorie (41)
12/1/2013	A	Saint John Mill Rats	98-95	W		4-7	1,438	Dwight McCombs (26)



### MONCTON MIRACLES GAME-BY-GAME

Date	H/A	Opponent	Score	W	L	Rec	Att	Leading Scorer
11/1/2013	H	Brampton A's	89-113		L	0-1	2,214	Sylvania Watkins (21)
11/3/2013	A	The Island Storm	91-120		L	0-2	2,050	Cornelius Vines (32)
11/7/2013	A	The Island Storm	97-94	W		1-2	1,660	Dominique Buckley (27)
11/9/2013	H	Saint John Mill Rats	109-112		L	1-3	1,563	Stanley Robertson (24)
11/10/2013	A	Halifax Rainmen	103-101 (OT)	W		2-3	1,200	Jermaine Dailey (25)
11/15/2013	H	Saint John Mill Rats	87-90		L	2-4	1,775	Trayvon Lathan (23)
11/17/2013	H	The Island Storm	101-111		L	2-5		Johnny Mayhane (26)
11/24/2013	A	Saint John Mill Rats	94-109		L	2-6	1,746	Tyrone Levett (25)
11/27/2013	A	Ottawa SkyHawks	114-126		L	2-7		Johnny Mayhane (27), Trayvon Lathan (27)
11/28/2013	A	Mississauga Power	113-126		L	2-8		Johnny Mayhane (27)
11/30/2013	A	London Lightning	91-101		L	2-9	3,414	Johnny Mayhane (28)
1/2/2014	H	Halifax Rainmen	36-37					(game originally played 11/21/2013; game suspended due to power outage)

### OTTAWA SKYHAWKS GAME-BY-GAME

Date	H/A	Opponent	Score	W	L	Rec	Att	Leading Scorer
11/2/2013	H	Windsor Express	105-113		L	0-1	2,600	Justin Tubbs (22), Tirrell Baines (22)
11/6/2013	H	Halifax Rainmen	111-100	W		1-1	541	Justin Tubbs (26)
11/9/2013	A	London Lightning	97-98		L	1-2	2,663	Justin Tubbs (21), Jermaine Johnson (21)
11/16/2013	H	Mississauga Power	95-92	W		2-2	586	Ryan Anderson (27)
11/21/2013	A	Brampton A's	87-124		L	2-3	451	Tirrell Baines (19)
11/22/2013	H	The Island Storm	113-99	W		3-3	2,100	Ryan Anderson (19), Justin Tubbs (19)
11/23/2013	H	Mississauga Power	101-97	W		4-3	1,098	Ryan Anderson (22)
11/27/2013	H	Moncton Miracles	126-114	W		5-3		Ryan Anderson (24)
11/29/2013	H	Windsor Express	102-105		L	5-4	530	Tirrell Baines (23)
12/1/2013	A	Windsor Express	85-88		L	5-5	210	Jermaine Johnson (19)

### SAINT JOHN MILL RATS GAME-BY-GAME

Date	H/A	Opponent	Score	W	L	Rec	Att	Leading Scorer
11/1/2013	A	Halifax Rainmen	105-85	W		1-0	1,250	Anthony Anderson (23)
11/2/2013	A	The Island Storm	93-100		L	1-1	2,564	Anthony Anderson (16)
11/9/2013	A	Moncton Miracles	112-109	W		2-1	1,563	Anthony Anderson (28)
11/10/2013	H	The Island Storm	93-129		L	2-2	2,853	Anthony Anderson (25)
11/14/2013	A	The Island Storm	117-90	W		3-2	1,894	Doug Herring, Jr. (39)
11/15/2013	A	Moncton Miracles	90-87	W		4-2	1,775	Anthony Anderson (25)
11/17/2013	A	Halifax Rainmen	88-81	W		5-2		Anthony Anderson (23)
11/21/2013	H	Brampton A's	102-107		L	5-3	1,985	Tyrone Levett (25)
11/24/2013	H	Moncton Miracles	109-97	W		6-3	1,746	Tyrone Levett (25)
12/1/2013	H	Mississauga Power	95-98		L	6-4	1,423	Tyrone Levett (20)

### WINDSOR EXPRESS GAME-BY-GAME

Date	H/A	Opponent	Score	W	L	Rec	Att	Leading Scorer
11/1/2013	H	London Lightning	115-103	W		1-0	1,260	Stefan Bonneau (31)
11/2/2013	A	Ottawa SkyHawks	113-105	W		2-0	2,600	Stefan Bonneau (30)
11/15/2013	A	London Lightning	84-108		L	2-1		Quinnel Brown (23)
11/17/2013	H	Brampton A's	93-77	W		3-1	451	Stefan Bonneau (27)
11/18/2013	A	Brampton A's	103-105		L	3-2	877	Chris Commons (33)
11/21/2013	H	The Island Storm	90-86	W		4-2	441	Chris Commons (21)
11/23/2013	H	London Lightning	93-97		L	4-3	942	DeAndre Thomas (22)
11/25/2013	A	Brampton A's	105-115		L	4-4	842	Stefan Bonneau (26)
11/29/2013	A	Ottawa SkyHawks	105-102	W		5-4	530	Stefan Bonneau (33)
12/1/2013	H	Ottawa SkyHawks	88-85	W		6-4	210	DeAndre Thomas (21), Quinnel Brown (21)

## BRAMPTON A'S REGULAR SEASON PLAYER STATS

#	Player	GP	GS	MIN	AVG	FG	FGA	PCT	3P	3PA	.PCT	FTFTA	.PCTOR	DR	REBR/G	PF	A	TO	BLK	ST	PTS	P/G		
24	Cavell Johnson	11	9	289	26.3	85	157	.541	4	12	.333	26	.510	23	45	68	6.2	27	20	25	20	15	200	18.2
20	Cedric Moodie	11	9	306	27.8	50	133	.376	29	68	.426	44	.863	11	56	67	6.1	25	40	29	1	21	173	15.7
13	Evaldas Zabas	10	7	254	25.4	52	100	.520	12	33	.364	39	.907	7	29	36	3.6	19	34	17	0	10	155	15.5
31	Flenard Whitfield	11	3	202	18.4	40	70	.571	0	2	.000	27	.750	27	37	64	5.8	38	14	12	2	5	107	9.7
4	Jameson Tipping	10	8	276	27.6	36	92	.391	16	54	.296	18	.667	13	44	57	5.7	38	27	23	3	12	106	10.6
12	Melvin Council	11	3	231	21.0	30	78	.385	10	26	.385	22	.846	6	19	25	2.3	22	25	16	0	4	92	8.4
3	Jordan Hamilton	11	2	165	15.0	30	66	.455	9	33	.273	9	.692	8	20	28	2.5	13	14	12	3	8	78	7.1
15	Kevin Francis	11	3	221	20.1	26	66	.394	4	13	.308	13	.722	16	43	59	5.4	20	11	16	6	2	69	6.3
32	Steven Idlet	9	3	104	11.6	27	53	.509	0	2	.000	12	.545	12	27	39	4.3	29	7	14	3	3	66	7.3
34	Scottie Haralson	11	5	184	16.7	22	66	.333	15	45	.333	0	.000	8	17	25	2.3	16	12	11	3	3	59	5.4
21	Jesse Tipping	10	2	64	6.4	6	12	.500	4	8	.500	0	.000	0	8	8	0.8	8	2	5	0	4	16	1.6
1	Dipanjot Singh	5	0	25	5.0	4	9	.444	1	3	.333	0	.000	1	2	3	0.6	3	2	0	0	3	9	1.8
5	Rick Bodiford	2	1	18	9.0	3	4	.750	3	4	.750	0	.000	0	4	4	2.0	2	1	1	0	0	9	4.5
	Adrian Harrison	1	0	5	5.0	0	0	.000	0	0	.000	1	.500	0	2	2	2.0	0	0	1	0	0	1	1.0
TEAM														12	82	94				7				
	Brampton A's	11		2344		411	906	.454	107	303	.353	211	.730	144	435	579	52.6	260	209	189	41	90	1140	103.6
	Opponents	11		18463		2845	6347	.448	607	1774	.342	1548	.703	1011	2656	3667	333.4	1813	1637	1381	256	661	7845	713.2

## HALIFAX RAINMEN REGULAR SEASON PLAYER STATS

#	Player	GP	GS	MIN	AVG	FG	FGA	PCT	3P	3PA	.PCT	FTFTA	.PCTOR	DR	REBR/G	PF	A	TO	BLK	ST	PTS	P/G		
3	Jujan Cooley	7	6	279	39.8	35	85	.412	10	29	.345	34	.919	2	30	32	4.6	24	44	32	0	23	114	16.3
8	Stephen Sir	7	7	279	39.8	41	100	.410	18	47	.383	6	1.000	9	24	33	4.7	15	15	21	0	4	106	15.1
32	Raven Barber	7	7	216	30.9	39	74	.527	0	0	.000	15	.652	20	31	51	7.3	14	6	9	5	1	93	13.3
1	George Goode	7	2	167	23.8	32	74	.432	7	22	.318	7	.500	14	26	40	5.7	20	7	6	8	4	78	11.1
42	Tim Parham	7	5	157	22.4	18	45	.400	0	0	.000	14	.500	28	48	76	10.9	10	2	11	4	1	50	7.1
15	Ivan Harris	5	1	120	24.0	16	47	.340	10	29	.345	6	.667	3	15	18	3.6	6	3	7	1	2	48	9.6
11	Cheyne Gadson	4	2	84	21.0	15	33	.455	5	10	.500	9	.818	3	6	9	2.3	6	8	8	0	2	44	11.0
5	Brock Gillespie	4	3	139	34.8	16	42	.381	6	18	.333	4	1.000	2	6	8	2.0	6	9	10	0	0	42	10.5
2	Kaylone Riley	4	0	65	16.3	4	7	.571	0	1	.000	1	.143	6	8	14	3.5	10	2	2	1	0	9	2.3
7	David Lawrence	2	2	39	19.3	3	10	.300	0	5	.000	1	.500	3	9	12	6.0	7	2	3	0	1	7	3.5
7	Dwight Tolbert	2	0	8	4.0	0	1	.000	0	0	.000	1	.500	0	0	0	0.0	0	0	0	0	0	1	0.5
4	Dane Johnson	2	0	18	8.8	0	4	.000	0	0	.000	0	.000	0	7	7	3.5	4	2	5	1	1	0	0.0
6	Tyler Richards	2	0	21	10.5	0	3	.000	0	2	.000	0	.000	0	1	1	0.5	3	1	1	0	2	0	0.0
33	Robert Nortmann	1	0	3	3.0	0	1	.000	0	0	.000	0	.000	0	0	0	0.0	1	0	1	0	0	0	0.0
TEAM														12	21	33				1				
	Halifax Rainmen	7		1593		219	526	.416	56	163	.344	98	.667	102	232	334	47.7	126	101	117	21	41	592	84.6
	Opponents	7		14890		2353	5249	.448	503	1513	.332	1294	.712	828	2245	3073	439.0	1501	1342	1112	214	550	6503	929.0

(includes suspended 11/21/2013 game)

## THE ISLAND STORM REGULAR SEASON PLAYER STATS

#	Player	GP	GS	MIN	AVG	FG	FGA	PCT	3P	3PA	.PCT	FTFTA	.PCTOR	DR	REBR/G	PF	A	TO	BLK	ST	PTS	P/G		
5	Antonio Ballard	9	9	301	33.4	69	113	.611	11	25	.440	44	.830	30	47	77	8.6	19	17	24	0	8	193	21.4
12	Greg Plummer	10	9	277	27.7	52	117	.444	25	60	.417	24	.828	8	28	36	3.6	31	31	20	1	17	153	15.3
21	Amani Daanish	10	7	253	25.3	38	104	.365	15	43	.349	20	.714	22	27	49	4.9	19	16	21	2	13	111	11.1
1	Shawn Vanzant	10	3	258	25.8	37	73	.507	13	27	.481	19	.655	1	12	13	1.3	16	19	14	0	12	106	10.6
25	Antoine Tisby	10	9	224	22.4	41	90	.456	0	1	.000	22	.564	17	41	58	5.8	17	6	18	4	4	104	10.4
10	Al Stewart	10	10	257	25.7	31	64	.484	2	8	.250	21	.750	14	24	38	3.8	22	77	22	0	23	85	8.5
15	Semaj Inge	10	2	202	20.2	28	57	.491	3	11	.273	26	.634	16	24	40	4.0	25	14	25	1	3	85	8.5
33	Dwayne Smith	10	0	128	12.8	19	45	.422	0	6	.000	16	.667	11	21	32	3.2	15	6	9	2	4	54	5.4
3	Derek Coleman	9	0	201	22.3	12	43	.279	8	25	.320	18	.667	3	23	26	2.9	15	39	11	0	7	50	5.6
50	Steve Tchiengang	7	1	119	17.0	15	26	.577	0	3	.000	11	.550	11	30	41	5.9	20	4	12	0	4	41	5.9
24	Ashton Graham	7	0	42	6.0	11	21	.524	0	4	.000	3	.600	0	3	3	0.4	2	4	0	0	1	25	3.6
3	Adrian Moss	1	0	25	25.0	6	8	.750	4	4	1.000	1	.500	0	1	1	1.0	3	5	1	0	0	17	17.0
20	Doug McKinney	8	0	37	4.6	4	12	.333	2	6	.333	3	.750	5	3	8	1.0	6	0	0	1	0	13	1.6
50	Nick Evans	3	0	36	12.0	4	11	.364	0	0	.000	2	1.000	3	3	6	2.0	9	1	2	0	0	10	3.3
TEAM														11	39	50				6				
	The Island Storm	10		2360		367	784	.468	83	223	.372	230	.695	152	326	478	47.8	220	239	185	11	96	1047	104.7
	Opponents	10		18447		2889	6469	.447	631	1854	.340	1529	.708	1003	2765	3768	376.8	1853	1607	1385	286	655	7938	793.8

## LONDON LIGHTNING REGULAR SEASON PLAYER STATS

#	Player	GP	GS	MIN	AVG	FG	FGA	PCT	3P	3PA	.PCT	FTFTA	.PCTOR	DR	REBR/G	PF	A	TO	BLK	ST	PTS	P/G				
15	Garrett Williamson	9	9	289	32.1	62	101	.614	6	13	.462	44	58	.759	12	23	35	3.9	21	19	18	6	12	174	19.3	
22	Jaytonah Wisseh	9	1	241	26.8	44	92	.478	13	27	.481	24	27	.889	7	27	34	3.8	17	57	27	0	9	125	13.9	
45	Marvin Phillips	8	7	220	27.5	40	96	.417	16	39	.410	15	20	.750	25	41	66	8.3	19	13	12	9	8	111	13.9	
4	Elvin Mims	9	8	253	28.1	38	95	.400	2	16	.125	20	25	.800	19	49	68	7.6	23	25	11	8	16	98	10.9	
8	Jason Forte	6	0	167	27.8	39	78	.500	4	15	.267	14	27	.519	14	30	44	7.3	21	9	16	2	5	96	16.0	
23	Tim Ellis	9	7	268	29.8	34	74	.459	0	3	.000	14	17	.824	22	33	55	6.1	21	27	15	0	16	82	9.1	
25	Gabe Freeman	6	3	114	19.0	25	64	.391	2	8	.250	28	32	.875	13	23	36	6.0	22	7	9	5	8	80	13.3	
1	Maurice Bolden	9	0	103	11.4	19	44	.432	3	13	.231	14	20	.700	8	17	25	2.8	14	11	6	3	2	55	6.1	
10	Antwi Atuahene	9	2	120	13.3	12	37	.324	1	2	.500	19	22	.864	5	9	14	1.6	16	21	16	0	5	44	4.9	
11	James Millen	9	2	106	11.8	11	37	.297	1	5	.200	7	9	.778	3	6	9	1.0	7	5	6	1	2	30	3.3	
3	Raheem Singleton	6	6	99	16.5	9	21	.429	2	6	.333	7	10	.700	4	10	14	2.3	9	11	10	0	5	27	4.5	
33	Greg Surmacz	3	0	48	16.0	7	19	.368	3	8	.375	4	8	.500	2	6	8	2.7	4	4	1	6	2	21	7.0	
5	Maurice Carter	2	0	30	15.0	3	10	.300	0	1	.000	2	2	1.000	0	3	3	1.5	4	2	1	0	1	8	4.0	
34	Al'Lonzo Coleman	2	0	17	8.5	2	5	.400	0	0	.000	1	2	.500	1	1	2	1.0	1	0	1	0	0	5	2.5	
TEAM															0	26	26									
London Lightning		9		2075		345	774	.446	53	156	.340	213	279	.763	135	304	439	48.8	199	211	150	40	93	956	106.2	
Opponents		9		18732		2911	6479	.449	661	1921	.344	1546	2213	.699	1020	2787	3807	423.0	1874	1635	1420	257	658	8029	892.1	

## MISSISSAUGA POWER REGULAR SEASON PLAYER STATS

#	Player	GP	GS	MIN	AVG	FG	FGA	PCT	3P	3PA	.PCT	FTFTA	.PCTOR	DR	REBR/G	PF	A	TO	BLK	ST	PTS	P/G				
23	Nick Okorie	9	9	295	32.8	63	136	.463	21	60	.350	23	25	.920	6	15	21	2.3	30	26	29	2	11	170	18.9	
2	Morgan Lewis	11	11	351	31.9	58	119	.487	18	53	.340	13	18	.722	5	47	52	4.7	31	47	17	1	9	147	13.4	
10	Dwight McCombs	11	11	337	30.6	54	97	.557	1	5	.200	34	61	.557	24	57	81	7.4	30	13	28	18	1	143	13.0	
24	William "Bo" Harris	11	11	333	30.3	49	104	.471	10	36	.278	23	43	.535	17	57	74	6.7	32	45	31	7	15	131	11.9	
4	Kirk Williams Jr	9	3	233	25.9	45	95	.474	4	21	.190	14	27	.519	16	30	46	5.1	36	19	16	2	17	108	12.0	
11	Alex Johnson	11	3	279	25.4	36	90	.400	13	40	.325	22	28	.786	5	21	26	2.4	16	36	19	0	12	107	9.7	
22	Mark Gomillia	11	0	203	18.5	37	65	.569	3	6	.500	13	18	.722	16	7	23	2.1	26	13	12	2	5	90	8.2	
3	Tyler Murray	11	5	273	24.8	28	80	.350	12	45	.267	6	8	.750	9	33	42	3.8	12	48	9	0	11	74	6.7	
15	Thijin Moses	9	0	105	11.7	25	49	.510	15	35	.429	4	4	1.000	0	7	7	0.8	6	6	3	2	2	69	7.7	
42	Shamus Ferguson	10	2	97	9.7	16	22	.727	0	0	.000	0	2	.000	9	12	21	2.1	24	3	9	4	2	32	3.2	
16	Lavione West	11	0	81	7.4	7	20	.350	0	1	.000	10	13	.769	4	3	7	0.6	6	0	7	1	1	24	2.2	
21	Dusan Virijevic	4	0	22	5.5	4	8	.500	1	2	.500	0	0	.000	1	9	10	2.5	9	2	4	2	0	9	2.3	
45	Charles Okwandu	2	0	10	5.0	2	3	.667	0	0	.000	0	0	.000	1	1	2	1.0	6	0	1	0	0	4	2.0	
TEAM															2	68	70									
Mississauga Power		11		2619		424	888	.477	98	304	.322	162	247	.656	115	367	482	43.8	265	258	199	41	86	1108	100.7	
Opponents		11		18188		2832	6365	.445	616	1773	.347	1597	2245	.711	1040	2724	3764	342.2	1808	1588	1371	256	665	7877	716.1	

## MONCTON MIRACLES REGULAR SEASON PLAYER STATS

#	Player	GP	GS	MIN	AVG	FG	FGA	PCT	3P	3PA	.PCT	FTFTA	.PCTOR	DR	REBR/G	PF	A	TO	BLK	ST	PTS	P/G				
23	Johnny Mayhane	12	8	406	33.8	62	171	.363	42	99	.424	54	66	.818	7	28	35	2.9	32	22	28	0	19	220	18.3	
24	Stanley Robinson	12	12	374	31.2	69	159	.434	2	24	.083	22	37	.595	40	54	94	7.8	15	24	32	9	12	162	13.5	
22	Trayvon Lathan	9	7	277	30.8	64	130	.492	1	10	.100	19	41	.463	23	36	59	6.6	27	34	32	6	13	148	16.4	
5	Jermaine Dailey	12	9	388	32.3	57	101	.564	1	4	.250	31	39	.795	26	49	75	6.3	28	16	16	9	9	146	12.2	
14	Alex DesRoches	12	5	299	24.9	38	76	.500	10	22	.455	11	18	.611	16	30	46	3.8	20	22	26	3	4	97	8.1	
7	Sylvania Watkins	9	8	234	26.0	34	68	.500	1	5	.200	17	43	.395	18	33	51	5.7	37	19	20	4	10	86	9.6	
55	Oliver McNally	7	1	184	26.3	23	52	.442	7	23	.304	19	22	.864	4	23	27	3.9	20	30	7	0	8	72	10.3	
3	Cornelius Vines	8	3	166	20.8	23	76	.303	5	33	.152	19	33	.576	7	13	20	2.5	24	26	17	1	6	70	8.8	
30	Jamil Terrell	12	5	270	22.5	21	65	.323	0	0	.000	18	29	.621	14	39	53	4.4	47	14	22	7	3	60	5.0	
34	Dominique Buckley	3	2	68	22.7	12	35	.343	8	18	.444	7	8	.875	2	8	10	3.3	7	8	9	1	2	39	13.0	
10	Anto Raic	8	0	73	9.1	7	21	.333	5	13	.385	1	2	.500	6	11	17	2.1	13	5	7	1	0	20	2.5	
50	Alex Jacobson	3	0	44	14.7	4	12	.333	0	0	.000	0	1	.000	5	11	16	5.3	7	4	4	1	1	8	2.7	
TEAM															5	60	65									
Moncton Miracles		12		2783		414	966	.429	82	251	.327	218	339	.643	173	395	568	47.3	280	224	230	42	87	1128	94.0	
Opponents		12		18023		2842	6287	.452	632	1826	.346	1541	2153	.716	982	2696	3678	306.5	1793	1622	1340	255	664	7857	654.8	

(includes suspended 11/21/2013 game)

## OTTAWA SKYHAWKS REGULAR SEASON PLAYER STATS

#	Player	GP	GS	MIN	AVG	FG	FGA	PCT	3P	3PA	.PCT	FTFTA	.PCTOR	DR	REBR/G	PF	A	TO	BLK	ST	PTS	P/G				
44	Ryan Anderson	10	10	356	35.6	57	140	.407	23	71	.324	59	68	.868	12	63	75	7.5	39	38	30	1	26	196	19.6	
15	Justin Tubbs	10	8	299	29.9	63	115	.548	21	45	.467	19	30	.633	15	34	49	4.9	36	18	35	4	9	166	16.6	
7	Tirrell Banies	10	10	286	28.6	56	122	.459	3	13	.231	33	57	.579	31	39	70	7.0	17	11	17	6	12	148	14.8	
5	Jermaine Johnson	10	10	345	34.5	57	96	.594	0	1	.000	28	41	.683	37	54	91	9.1	34	13	27	9	13	142	14.2	
14	Jamal Crook	10	0	235	23.5	55	119	.462	1	4	.250	21	27	.778	6	23	29	2.9	16	38	17	2	12	132	13.2	
3	Jerice Crouch	10	10	259	25.9	35	109	.321	12	36	.333	12	15	.800	2	11	13	1.3	22	46	15	1	9	94	9.4	
20	Mike Rose	10	2	218	21.8	24	67	.358	10	28	.357	2	2	1.000	5	18	23	2.3	10	18	12	3	11	60	6.0	
4	Fred Sturdivant	10	0	171	17.1	24	45	.533	0	3	.000	10	18	.556	15	31	46	4.6	14	1	10	14	5	58	5.8	
12	Jamie Vanderbeken	7	0	53	7.6	6	13	.462	2	8	.250	1	2	.500	3	7	10	1.4	4	2	2	4	0	15	2.1	
22	Bol Kong	5	0	31	6.2	3	6	.500	1	2	.500	0	0	.000	2	5	7	1.4	1	1	1	0	1	7	1.4	
32	Eric Kibi	2	0	6	3.0	1	2	.500	0	0	.000	0	4	.000	1	1	2	1.0	3	0	2	0	1	2	1.0	
25	Manock Lual	1	0	5	5.0	0	3	.000	0	0	.000	1	2	.500	1	0	1	1.0	1	0	2	0	0	1	1.0	
22	Demetrius Jemison	4	0	17	4.3	0	1	.000	0	0	.000	0	0	.000	0	1	1	0.3	3	0	2	0	0	0	0.0	
TEAM														3	44	47			9							
Ottawa SkyHawks		10		2281		381	839	.454	73	211	.346	186	266	.699	133	331	464	46.4	201	186	181	44	99	1021	102.1	
Opponents		10		18526		2875	6414	.448	641	1866	.344	1573	2226	.707	1022	2760	3782	378.2	1872	1660	1389	253	652	7964	796.4	

## SAINT JOHN MILL RATS REGULAR SEASON PLAYER STATS

#	Player	GP	GS	MIN	AVG	FG	FGA	PCT	3P	3PA	.PCT	FTFTA	.PCTOR	DR	REBR/G	PF	A	TO	BLK	ST	PTS	P/G				
12	Anthony Anderson	10	10	384	38.4	68	166	.410	22	71	.310	60	69	.870	8	32	40	4.0	21	59	22	0	14	218	21.8	
34	Tyrone Levett	10	10	337	33.7	57	129	.442	21	51	.412	35	39	.897	13	58	71	7.1	36	15	19	1	8	170	17.0	
21	Doug Herring Jr	10	6	268	26.8	55	116	.474	11	20	.550	29	45	.644	7	23	30	3.0	20	36	15	2	17	150	15.0	
11	Will Blalock	10	9	363	36.3	38	74	.514	16	29	.552	16	25	.640	1	45	46	4.6	24	57	15	3	13	108	10.8	
22	Chris Matthews	9	1	173	19.2	41	91	.451	17	42	.405	6	10	.600	6	17	23	2.6	9	13	12	0	1	105	11.7	
24	Jermaine Blackburn	8	7	201	25.1	31	64	.484	0	7	.000	16	16	1.000	4	31	35	4.4	25	14	17	3	7	78	9.8	
10	Ashton Smith	10	1	121	12.1	20	49	.408	7	19	.368	4	8	.500	2	17	19	1.9	18	17	11	0	9	51	5.1	
33	Alex Jackson	9	1	106	11.8	10	22	.455	1	3	.333	17	23	.739	12	13	25	2.8	18	2	6	0	2	38	4.2	
42	Modibo Diarra	10	3	185	18.5	14	35	.400	0	0	.000	3	5	.600	15	27	42	4.2	42	5	8	4	0	31	3.1	
41	Casey Love	3	1	72	24.0	9	23	.391	0	0	.000	4	7	.571	4	6	10	3.3	16	2	8	1	1	22	7.3	
23	Robert Curtis	2	0	39	19.5	8	12	.667	0	0	.000	2	9	.222	6	4	10	5.0	8	0	6	0	0	18	9.0	
35	Damian Gay	6	0	56	9.3	3	9	.333	0	1	.000	3	5	.600	2	11	13	2.2	16	1	6	0	2	9	1.5	
00	Mike Luby	4	1	30	7.5	2	6	.333	0	0	.000	0	0	.000	1	1	2	0.5	4	0	2	0	0	4	1.0	
33	Eric Petty Jr	1	0	10	10.0	1	3	.333	0	0	.000	1	2	.500	1	0	1	1.0	3	0	0	0	0	3	3.0	
23	Mike Anderson	3	0	13	4.3	0	3	.000	0	1	.000	0	0	.000	0	0	0	0.0	2	3	0	0	0	0	0.0	
TEAM														7	79	86			8							
Saint John Mill Rats		10		2358		357	803	.445	95	245	.388	196	263	.745	89	364	453	45.3	264	224	155	15	75	1005	100.5	
Opponents		10		18449		2899	6450	.449	619	1832	.338	1563	2229	.701	1066	2727	3793	379.3	1809	1622	1415	282	676	7980	798.0	

## WINDSOR EXPRESS REGULAR SEASON PLAYER STATS

#	Player	GP	GS	MIN	AVG	FG	FGA	PCT	3P	3PA	.PCT	FTFTA	.PCTOR	DR	REBR/G	PF	A	TO	BLK	ST	PTS	P/G				
5	Stefan Bonneau	10	10	391	39.1	76	161	.472	20	54	.370	64	71	.901	17	39	56	5.6	18	45	20	4	10	236	23.6	
24	Chris Commons	9	8	326	36.2	67	143	.469	11	42	.262	17	29	.586	12	41	53	5.9	37	19	21	10	9	162	18.0	
12	Darren Duncan	9	6	332	36.9	30	75	.400	14	32	.438	63	73	.863	6	40	46	5.1	25	65	26	3	20	137	15.2	
15	Quinnel Brown	8	7	277	34.6	38	98	.388	9	31	.290	26	35	.743	7	43	50	6.3	25	15	26	6	5	111	13.9	
2	DeAndre Thomas	10	8	207	20.7	42	75	.560	0	0	.000	24	47	.511	15	43	58	5.8	33	9	17	6	11	108	10.8	
11	Papa Oppong	10	2	236	23.6	31	83	.373	12	45	.267	13	14	.929	9	23	32	3.2	17	11	16	1	11	87	8.7	
10	Kevin Loiselle	10	8	299	29.9	32	60	.533	0	9	.000	16	30	.533	19	46	65	6.5	46	11	20	10	15	80	8.0	
33	Erik Parker	10	2	135	13.5	8	24	.333	1	3	.333	15	18	.833	13	11	24	2.4	28	3	5	1	0	32	3.2	
23	DeAndre Hall	10	0	120	12.0	10	30	.333	0	4	.000	6	10	.600	6	14	20	2.0	17	10	4	1	1	26	2.6	
44	Nick Evans	7	0	45	6.4	3	14	.214	0	1	.000	1	4	.250	3	7	10	1.4	10	1	5	0	1	7	1.0	
4	Jason Dawson	2	0	9	4.5	1	2	.500	0	0	.000	0	0	.000	0	0	0	0.0	0	5	0	0	0	2	1.0	
14	Tommy Freeman	3	0	15	5.0	0	1	.000	0	0	.000	0	0	.000	0	0	0	0.0	2	0	0	0	1	0	0.0	
22	R.J. Wells	2	1	1	0.5	0	1	.000	0	0	.000	0	0	.000	2	1	3	1.5	0	0	0	0	0	0	0.0	
40	Terance Licorish	1	0	0	0.0	0	0	.000	0	0	.000	0	0	.000	0	0	0	0.0	0	0	0	0	0	0	0.0	
TEAM														3	29	32			4							
Windsor Express		10		2393		338	767	.441	67	221	.303	245	331	.740	112	337	449	44.9	258	194	164	42	84	988	98.8	
Opponents		10		18414		2918	6486	.450	647	1856	.349	1514	2161	.701	1043	2754	3797	379.7	1815	1652	1406	255	667	7997	799.7	

**NATIONAL BASKETBALL LEAGUE OF CANADA  
LEAGUE OFFICE CONTACT INFORMATION**



**Executive Offices**

120 Eglinton Avenue East, 8th Floor  
Toronto, Ont. M4P 1E2  
PHONE: (416)-322-5188  
FAX: (416)-322-6371  
[info@nblcanada.ca](mailto:info@nblcanada.ca)  
Connect with us:  
[www.nblcanada.ca](http://www.nblcanada.ca)  
[www.twitter.com/nblcanda](https://www.twitter.com/nblcanda)  
[www.facebook.com/nblcanada](https://www.facebook.com/nblcanada)

