



THE NATIONAL BASKETBALL LEAGUE OF CANADA WEEKLY REPORT

Volume 3, Issue 8

December 22, 2013

GAMES PLAYED

Mon. Dec. 16

The Island 103, Windsor 91

Thu. Dec. 19

Brampton 97, Mississauga 91

London 108, Halifax 90

Fri. Dec. 20

Windsor 98, Halifax 91

Brampton 108, Mississauga 101

The Island 100, Saint John 96

Sat. Dec. 21

Windsor 108, Mississauga 101

Halifax at Brampton ppd, snow; rescheduled for Dec. 23

Sun. Dec. 22

London at Ottawa 2:00 PM EST

Moncton at Saint John ppd, snow

ATLANTIC DIVISION

Team	W	L	.PCT	GB
The Island	9	6	.600	
Saint John	9	7	.563	.5
Halifax	2	12	.143	6.5
Moncton	2	13	.133	7

CENTRAL DIVISION

Team	W	L	.PCT	GB
Brampton	14	5	.737	
Windsor	13	6	.684	1
London	11	5	.688	1.5
Ottawa	9	10	.474	5
Mississauga	7	12	.368	7

UPCOMING GAMES (all times local)

Mon. Dec. 23

Halifax at Brampton 7:00 PM EST
London at Brampton rescheduled

Thu. Dec. 26

Halifax at The Island 2:00 PM AST
Moncton at Saint John 7:00 PM AST

Fri. Dec. 27

The Island at Moncton 7:00 PM AST
London at Mississauga 7:00 PM EST
Saint John at Halifax 7:00 PM AST
Ottawa at Windsor 7:00 PM EST

Sat. Dec. 28

Ottawa at Mississauga 7:00 PM EST
The Island at Moncton 7:00 PM AST




Sun. Dec. 29

Brampton at Ottawa 2:00 PM EST
Mississauga at London 2:00 PM EST
Saint John at Halifax 2:00 PM AST

All content Copyright © 2013 · National Basketball League of Canada. All Rights Reserved.
"The National Basketball League of Canada Weekly Report" is edited by Chuck Miller.



NBL TEAM REPORTS

<p>Brampton A's 7575 Kennedy Road S. Brampton ON L6W 4T2 Phone: (519) 943-0781 Fax: (519) 940-3730 Head Coach: David Magley Home Arena: Powerade Centre bramptonas.ca</p> 	<p>Brampton and Mississauga played a home-and-home series this week. On Thursday night, Brampton took a 97-91 road victory over the Power, as both Melvin Council and Kevin Francis notched 19 points apiece for the A's. Francis had a double-double with 12 rebounds, while Evaldas Zabas added 18 points. Cavell Johnson came off the bench to add 14 on the scoreboard.</p> <p>The rematch on Friday evening was another victory for the A's, a 108-101 win at the Powerade Centre. While Cedric Moodie led the team with 22 bench points, Evaldas Zabas scored 20 points, while Flenard Whitfield put up 16 points and pulled down 9 rebounds in the Brampton victory.</p> <p>Brampton's Saturday evening game against Halifax was rescheduled for Monday, December 23 due to an ice storm. Brampton's previously scheduled game on that date, against London, will be rescheduled for a later date.</p>
<p>Halifax Rainmen 1888 Brunswick Street, Suite 611 Halifax, Nova Scotia B3J 3J8 Phone: (902) 444-RAIN, (902) 444-7246 Fax: 1-866-424-4267 Head Coach: Craig Hodges Home arena: Halifax MetroCentre rainmenbasketball.ca</p> 	<p>The Halifax Rainmen's two-game winning streak came to an end, as they began their three-game Ontario road swing, losing 108-90 on Thursday night to the London Lightning. David Lawrence was the top scorer for Halifax, with 18 points; Cheyne Gadson came off the injured list to add 16 points and 7 assists. Tim Parham was held to a team-high eight rebounds.</p> <p>Next up on the road trip for Halifax was a visit to the WFCU Centre; but the Express proved to be inhospitable hosts, taking a 98-91 win. While Cheyne Gadson led Halifax with 16 points, double-doubles were generated by Tim Parham (11 pts, 15 rebs) and Jajuan Cooley (12 pts, 11 assists).</p> <p>Halifax' Saturday evening game against Brampton was rescheduled for Monday, December 23 due to an ice storm.</p>
<p>The Island Storm 46 Kensington Rd. Charlottetown, PEI C1A 5H7 Phone: (902) 629-6600 Fax: (902) 629-6650 Head Coach: Joseph Salerno Home Venue: EastLink Arena stormbasketball.ca</p> 	<p>A snowstorm that postponed The Island's game against Windsor to Monday evening couldn't stop the PEI crew from taking a strong 103-91 victory in front of their fans. Antoino Ballard's 26 points paced the Storm, while Greg Plummer added 21 points. Al Stewart had six steals in the game, along with 16 points.</p> <p>With a 100-96 victory Friday night over the Saint John Mill Rats, the Island Storm moved into first place in the NBL's Atlantic Division. Antonio Ballard's double-double of 23 points and 12 rebounds led the Storm in both categories that night; while Shawn Vanzant achieved 21 points; while Semaj Inge delivered 15 points and two blocked shots.</p>

London Lightning

358 Horton Street E.
London, Ontario N6B
1L7

Phone: (519) 433-
0634

Fax: (519) 433-9849

Head Coach: Micheal Ray Richadson

Home arena: Budweiser Gardens

lightningbasketball.ca



With over 3,600 people attending the Budweiser Gardens – including a special promotion for unemployed Kellogg’s factory workers – the Lightning defeated the Halifax Rainmen 108-90. Garrett Williamson was one of six Lightning players to score in double figures; he had 18. Jason Forte added 14, while Maurice Bolden and the newly-acquired Darin Mency scored 13 apiece. Marvin Phillips and Greg Surmacz each had 7 rebounds for London.

The Lightning continued their resurgence with a 98-90 triumph Sunday afternoon against the Ottawa SkyHawks, as Garrett Williamson’s 21 markers led London in points for the fifth straight week and nine out of the last ten weeks. Marvin Phillips notched a double-double of 16 rebounds and 13 points, while Curtis Withers came off the bench to put 12 points on the scoreboard.

Mississauga Power

5500 Rose Cherry
Place

Mississauga, ON
L4Z 4B6

Office: 647-559-6012

Head Coach: David “D.J.” Joseph

Home Arena: Hershey Centre

powerbasketball.ca



The Mississauga Power ran into a home-and-home series with the Brampton A’s, but came up short on both games. The Thursday night matchup, won by Brampton 97-91, still had Nick Okorie putting 25 points on the board, and Dwight McCombs having a 17-point, 10-rebound double-double night.

The rematch on Friday night also resulted in a Power loss, 108-101, even with 24 points from Alex Johnson and 17 points from Kirk Williams Jr. Tyler Murray led the team with four steals; while William “Bo” Harris had 15 points and 8 rebounds for the Power.

Mississauga’s power-loss continued on Saturday evening, as the Power fell 108-101 to the Windsor Express. Nick Okorie finished the game with 22 points, while Dwight McCombs claimed a double-double of 16 points and 13 boards. Morgan Lewis came off the bench to snag 20 points.

Moncton Miracles

740 Rue Main
Street

Moncton, New Brunswick E1C 1E6

Team phone: (506) 204-7730

Team fax: (506) 204-7840

Head Coach: Dennis Truax

Home arena: Moncton Coliseum

miraclesbasketball.ca



The Moncton Miracles’ Sunday afternoon game against the Saint John Mill Rats has been postponed due to an ice storm.

Ottawa SkyHawks

2451 St. Joseph Blvd, Suite 219

Ottawa, ON K1C 1E9

Phone: (613) 424-8733

Head coach: Jaren Jackson

Home arena: Canadian Tire Centre

ottawaskyhawks.com



It was a chilly, icy Sunday afternoon at the Canadian Tire Centre, but the Ottawa SkyHawks welcomed the red-hot London Lightning to the arena for an afternoon contest. Unfortunately for the SkyHawks, London left the building with a 98-90 triumph. While Jerice Crouch led Ottawa with 17 points, he was a woeful 1-for-11 from the three-point line. Tirrell Baines and Eric Kibi scored 15 points apiece for Ottawa; Baines also had 10 rebounds.

**Saint
John
Mill Rats**

133 Prince William Street, Suite 9
Saint John, NB E2L 2B5
Office: (506) 214-4454
Fax: (506) 652-1562
Head Coach: Rob Spon
Home Venue: Harbour Station
millratsbasketball.ca



The two top teams in the Atlantic Division battled on Friday night, and despite 21 points from both Anthony Anderson and the newly-acquired Raheem Singleton, the Mill Rats came up short 100-96 to the Island Storm. Tyrone Levett added 19 points and 8 rebounds, while Jermaine Blackburn achieved 12 points and 7 assists.

The Mill Rats' Sunday afternoon game against the Moncton Miracles has been postponed due to an ice storm.

**Windsor
Express**

720 Ouellette Ave, Box
24
Windsor, Ontario N9A
1C2
Phone: (519) 800-3665
Head Coach: Bill Jones
Home Venue: WFCU Centre
www.expressbasketball.ca



The Windsor Express finished off their Maritime road trip with a rescheduled Monday night game against the Island Storm. But even with 23 points from Stefan Bonneau, the Express were derailed 103-91. DeAndre Thomas added 20 points and 8 rebounds, while Quinnel Brown added 18 points and two blocked shots for Windsor.

Returning to the WFCU Centre, the Express returned to the winning column with a 98-91 victory over the Atlantic Division cellar-dwelling Halifax Rainmen. In the victory, Stefan Bonneau achieved a double-double of 27 points and 12 assists; Quinnel Brown also snagged a double-double of 18 points and 10 rebounds. Chris Commons (20) and DeAndre Thomas (18) also had solid outputs for the Express.

The Express picked up another win on Saturday night, defeating Mississauga at the WFCU Centre 108-101 and inching closer to the Central Division lead-leading Brampton A's. Quinnel Brown was the man of the match, garnering 24 points, 8 rebounds, 6 assists and 2 steals. Stefan Bonneau and Papa Oppong claimed 23 points apiece for Windsor; Chris Commons almost had a double-double of 16 points and 9 boards.

Game reports compiled via team press releases, and from articles appearing in newspapers from the teams' home locations.

NBL CANADA TRANSACTIONS

December 16, 2013: Moncton Miracles signed and activated Brandon Webster. Release Jamil Terrell.

December 16, 2013: Ottawa SkyHawks place Bol Kong on Injured Reserve.

December 17, 2013: Halifax Rainmen release William Funn. Placed Stephen Sir on the family leave list. Signed Olumuyiwa Famutimi and Oludamilola Sapara.

December 18, 2013: Windsor Express place Nick Evans on Injured Reserve.

December 18, 2013: Ottawa SkyHawks signed and activated Jasonn Hannibal.

December 18, 2013: London Lightning place Gabe Freeman on inactive list.

December 19, 2013: London Lightning place Jaytornah Wisseh on Inactive Reserve. Signed and activated Harouna Mutombo and Darin Mency.

December 19, 2013: Ottawa SkyHawks activate Bol Kong from Injured Reserve.

December 20, 2013: Windsor Express signed and activated Paul Williams.

December 22, 2013: Brampton A's activated Steven Idlet from Injured Reserve. Released Adrian Harrison.

NBL CANADA PLAYER OF THE WEEK

The National Basketball League of Canada is pleased to announce that Garrett Williamson of the London Lightning has been named Player of the Week for the week ending December 22, 2013. Williamson is the first Canadian this year, and the second Lightning player this season, to claim "Player of the Week" accolades.

Williamson, a 6'5" guard who played collegiately at St. Joseph's (Pennsylvania), led London in scoring in both the Lightning's victories this week. He scored 18 points for London in a 108-90 victory Thursday night against Halifax; and on Sunday afternoon in a 98-90 win over Ottawa, he finished the night with 21 points.

PREVIOUS NBL CANADA PLAYERS OF THE WEEK:

November 3, 2013 – Stefan Bonneau, Windsor Express.

November 10, 2013 – Stanley Robinson, Moncton Miracles.

November 17, 2013 – Doug Herring Jr., Saint John Mill Rats.

November 24, 2013 – Cavell Johnson, Brampton A's.

December 1, 2013 – Elvin Mims, London Lightning.

December 8, 2013 – Antonio Ballard, The Island Storm.

December 15, 2013 – Tim Parham, Halifax Rainmen

December 22, 2013 – Garrett Williamson, London Lightning.

PREVIOUS NBL CANADA COACHES OF THE MONTH:

November 2013 – David Magley, Brampton A's.

TOP 20 SINGLE GAME ATTENDANCE FIGURES, 2013-14 SEASON

1.	5,802	Budweiser Gardens	Mississauga at London	November 2, 2013
2.	3,834	Budweiser Gardens	Brampton at London	December 8, 2013
3.	3,607	Budweiser Gardens	Halifax at London	December 19, 2013
4.	3,414	Budweiser Gardens	Moncton at London	November 30, 2013
5.	3,189	Budweiser Gardens	Windsor at London	December 7, 2013
6.	2,909	Budweiser Gardens	Windsor at London	November 15, 2013
7.	2,860	Budweiser Gardens	Mississauga at London	December 12, 2013
8.	2,853	Harbour Station	The Island at Saint John	November 10, 2013
9.	2,663	Budweiser Gardens	Ottawa at London	November 9, 2013
10.	2,600	Canadian Tire Centre	Windsor at Ottawa	November 2, 2013
11.	2,564	EastLink Arena	Saint John at The Island	November 2, 2013
12.	2,519	Powerade Centre	Mississauga at Brampton	November 15, 2013
13.	2,242	Budweiser Gardens	Mississauga at London	November 17, 2013
14.	2,214	Moncton Coliseum	Brampton at Moncton	November 1, 2013
15.	2,100	Halifax MetroCentre	Saint John at Halifax	November 17, 2013
16.	2,100	Canadian Tire Centre	The Island at Ottawa	November 22, 2013
17.	2,050	EastLink Arena	Moncton at The Island	November 3, 2013
18.	1,985	Harbour Station	Brampton at Saint John	November 23, 2013
19.	1,894	EastLink Arena	Saint John at The Island	November 14, 2013
20.	1,783	Moncton Coliseum	Saint John at Moncton	December 12, 2013

NBL CANADA 2013-14 TRIPLE-DOUBLES

December 8, 2013	Cedric Moodie	Brampton at London	15 pts, 11 rebs, 10 assists
December 13, 2013	Trayvon Lathan	Moncton at Halifax	12 pts, 12 rebs, 10 assists

NBL PLAYER STATS (courtesy DakStats, <http://www.dakstats.com>)

SCORING AVERAGE					
	G	FG	3P	FT	PTS AVG
Stefan Bonneau, Windsor	19	146	49	115	456 24.0
Anthony Anderson, Saint John	16	119	39	94	371 23.2
Antonio Ballard, The Island	14	105	13	84	307 21.9
Garrett Williamson, London	16	123	10	84	340 21.3
Ryan Anderson, Ottawa	19	112	58	95	377 19.8
Johnny Mayhane, Moncton	16	88	56	68	300 18.8
Nick Okorie, Mississauga	17	113	37	43	306 18.0
Chris Commons, Windsor	18	132	19	38	321 17.8
Quinnel Brown, Windsor	17	107	23	42	279 16.4
Cedric Moodie, Brampton	19	96	52	66	310 16.3

SCORING AVERAGE					
	G	FG	3P	FT	PTS AVG
Justin Tubbs, Ottawa	18	108	39	38	293 16.3
Trayvon Lathan, Moncton	13	88	1	32	209 16.1
Greg Plummer, The Island	15	84	37	34	239 15.9
Tyrone Levett, Saint John	16	86	34	47	253 15.8
Evaldas Zabas, Brampton	18	95	23	70	283 15.7
Doug Herring Jr., Saint John	16	86	22	50	244 15.3
Cavell Johnson, Brampton	19	122	5	34	283 14.9
Darren Duncan, Windsor	16	57	20	103	237 14.8
Marvin Phillips, London	15	80	26	33	219 14.6
Cheyne Gadson, Halifax	9	48	11	22	129 14.3

REBOUNDS			
	G	REB	AVG
Tim Parham, Halifax	15	167	11.13
Marvin Phillips, London	15	140	9.33
Antonio Ballard, The Island	14	129	9.21
Stanley Robinson, Moncton	15	124	8.27
Ryan Anderson, Ottawa	19	150	7.89
Dwight McCombs, Mississauga	19	150	7.89
Jermaine Johnson, Ottawa	19	145	7.63
Trayvon Lathan, Moncton	13	99	7.62
Tirrell Baines, Ottawa	19	133	7.00
Jason Forte, London	13	91	7.00

3-POINTERS MADE (min 40 made)			
	G	3P	3Ppg
Johnny Mayhane, Moncton	16	56	3.50
Ryan Anderson, Ottawa	19	58	3.05
Cedric Moodie, Brampton	19	52	2.74
Stefan Bonneau, Windsor	19	49	2.58

BLOCKED SHOTS			
	G	BLK	AVG
Cavell Johnson, Brampton	19	37	1.95
Fred Sturdivant, Ottawa	19	32	1.68
Dwight McCombs, Mississauga	19	24	1.26
Tim Parham, Halifax	15	16	1.07
Marvin Phillips, London	15	16	1.07
Chris Commons, Windsor	18	19	1.06
Several players at			1.00

STEALS			
	G	STL	AVG
Juajuan Cooley, Halifax	15	42	2.80
Al Stewart, The Island	14	38	2.71
Ryan Anderson, Ottawa	19	44	2.32
Darren Duncan, Windsor	16	31	1.94
Doug Herring Jr., Saint John	16	30	1.88
Greg Plummer, The Island	15	27	1.80
Johnny Mayhane, Moncton	16	26	1.63
Trayvon Lathan, Moncton	13	20	1.54
Elvin Mims, London	16	24	1.50

ASSISTS			
	G	AST	AVG
Darren Duncan, Windsor	16	127	7.94
Juajuan Cooley, Halifax	15	103	6.87
Al Stewart, The Island	14	96	6.86
Anthony Anderson, Saint John	16	97	6.06
Jerice Crouch, Ottawa	19	109	5.74
Stefan Bonneau, Windsor	19	101	5.32
Oliver McNally, Moncton	11	53	4.82
Alex Johnson, Mississauga	19	90	4.74

FIELD GOAL PERCENTAGE (min 75 attempts)			
	FGM	FGA	PCT
Garrett Williamson, London	123	201	.612
Jermaine Johnson, Ottawa	102	172	.593
Antonio Ballard, The Island	105	190	.553
Mark Gomillia, Mississauga	54	100	.540
Jermaine Dailey, Moncton	73	136	.537
Flenard Whitfield, Brampton	69	129	.535
Fred Sturdivant, Ottawa	62	116	.534
Al Stewart, The Island	53	100	.530

FREE THROW PERCENTAGE (min 75 attempts)			
	FTM	FTA	PCT
Stefan Bonneau, Windsor	115	127	.906
Darren Duncan, Windsor	103	115	.896
Evaldas Zabas, Brampton	70	80	.875
Johnny Mayhane, Moncton	68	80	.850
Ryan Anderson, Ottawa	95	112	.848
Anthony Anderson, Saint John	94	115	.817
Antonio Ballard, The Island	84	103	.816
Garrett Williamson, London	84	104	.808

3-POINT GOALS PERCENTAGE (min 50 attempts)			
	3PM	3PA	PCT
Stefan Bonneau, Windsor	49	110	.445
Cedric Moodie, Brampton	52	119	.437
Greg Plummer, The Island	37	86	.430
Chris Matthews, Saint John	31	74	.419
Tyrone Levett, Saint John	34	83	.410
Johnny Mayhane, Moncton	56	137	.409
Thijin Moses, Mississauga	24	59	.407
Justin Tubbs, Ottawa	39	96	.406

NATIONAL BASKETBALL LEAGUE OF CANADA SCHEDULES AND RESULTS

BRAMPTON A'S GAME-BY-GAME

Date	H/A	Opponent	Score	W	L	Rec	Att	Leading Scorer
11/1/2013	A	Moncton Miracles	113-89	W		1-0	2,214	Cedric Moodie (31)
11/3/2013	A	Halifax Rainmen	99-91	W		2-0	850	Cavell Johnson (28)
11/5/2013	A	Mississauga Power	107-95	W		3-0	339	Cedric Moodie (21)
11/15/2013	H	Mississauga Power	98-92	W		4-0	2,519	Evaldas Zabas (23)
11/16/2013	H	London Lightning	93-107		L	4-1	643	Cavell Johnson (18); Jordan Hamilton (18)
11/17/2013	A	Windsor Express	77-93		L	4-2	451	Cavell Johnson (17)
11/18/2013	H	Windsor Express	105-103	W		5-2	877	Cedric Moodie (19)
11/21/2013	H	Ottawa SkyHawks	124-87	W		6-2	451	Cavell Johnson (25)
11/23/2013	A	Saint John Mill Rats	107-102	W		7-2	1,985	Cavell Johnson (24)
11/24/2013	A	The Island Storm	101-100	W		8-2	1,306	Cavell Johnson (21)
11/25/2013	H	Windsor Express	115-105	W		9-2	842	Cavell Johnson (19), Evaldas Zabas (19)
12/2/2013	H	Ottawa SkyHawks	102-114		L	9-3	518	Cedric Moodie (18)
12/5/2013	A	Ottawa SkyHawks	108-129		L	9-4	202	Cedric Moodie (18)
12/6/2013	H	Moncton Miracles	124-88	W		10-4	874	Jameson Tipping (21)
12/8/2013	A	London Lightning	108-101	W		11-4	3,834	Kevin Francis (25)
12/11/2013	A	Ottawa SkyHawks	97-111		L	11-5	540	Cedric Moodie (22)
12/14/2013	H	Ottawa SkyHawks	114-101	W		12-5	369	Evaldas Zabas (29)
12/19/2013	A	Mississauga Power	97-91	W		13-5	544	Kevin Francis (19), Melvin Council (19)
12/20/2013	H	Mississauga Power	108-101	W		14-5	621	Cedric Moodie (22)

HALIFAX RAINMEN GAME-BY-GAME

Date	H/A	Opponent	Score	W	L	Rec	Att	Leading Scorer
11/1/2013	H	Saint John Mill Rats	85-105		L	0-1	1,250	Jujuan Cooley (14)
11/3/2013	H	Brampton A's	91-99		L	0-2	850	Stephen Sir (22)
11/6/2013	A	Ottawa SkyHawks	100-111		L	0-3	541	Jujuan Cooley (26)
11/7/2013	A	Mississauga Power	96-112		L	0-4	117	Jujuan Cooley (18)
11/10/2013	H	Moncton Miracles	101-103 (OT)		L	0-5	1,200	Stephen Sir (30)
11/17/2013	H	Saint John Mill Rats	81-88		L	0-6	2,100	Raven Barber (18)
12/5/2013	A	Saint John Mill Rats	102-107		L	0-7	1,224	Cheyne Gadson (22)
12/7/2013	H	Ottawa SkyHawks	108-117		L	0-8	1,100	George Goode (23)
12/8/2013	H	The Island Storm	107-108		L	0-9	1,210	Tim Parham (19), Cheyne Gadson (19)
12/12/2013	H	Windsor Express	84-104		L	0-10	950	Stephen Sir (21)
12/13/2013	H	Moncton Miracles	95-89	W		1-10	900	David Lawrence (18)
12/14/2013	H	The Island Storm	84-82	W		2-10	750	David Lawrence (22)
12/19/2013	A	London Lightning	90-108		L	2-11	3,607	David Lawrence (18)
12/20/2013	A	Windsor Express	91-98		L	2-12	340	Cheyne Gadson (16)
1/2/2014	A	Moncton Miracles	37-36					
(game originally played 11/21/2013; game suspended due to power outage)								

THE ISLAND STORM GAME-BY-GAME

Date	H/A	Opponent	Score	W	L	Rec	Att	Leading Scorer
11/2/2013	H	Saint John Mill Rats	100-93	W		1-0	2,564	Antonio Ballard (22), Greg Plummer (22)
11/3/2013	H	Moncton Miracles	120-91	W		2-0	2,050	Antonio Ballard (24), Amani Daanish (24)
11/7/2013	H	Moncton Miracles	94-97		L	2-1	1,660	Antonio Ballard (20)
11/10/2013	A	Saint John Mill Rats	129-93	W		3-1	2,853	Amani Daanish (21)
11/14/2013	H	Saint John Mill Rats	90-117		L	3-2	1,894	Antonio Ballard (22)
11/17/2013	H	Moncton Miracles	111-101	W		4-2	1,618	Semaj Inge (21)
11/21/2013	A	Windsor Express	86-90		L	4-3	441	Greg Plummer (22)
11/22/2013	A	Ottawa SkyHawks	99-113		L	4-4	2,100	Antonio Ballard (28)
11/24/2013	H	Brampton A's	100-101		L	4-5	1,306	Antonio Ballard (31)
11/30/2013	H	Mississauga Power	118-107	W		5-5	1,109	Antonio Ballard (20)
12/6/2013	H	Saint John Mill Rats	106-103	W		6-5	1,471	Antonio Ballard (31)
12/8/2013	A	Halifax Rainmen	108-107	W		7-5	1,210	Adrian Moss (33)
12/14/2013	A	Halifax Rainmen	82-84		L	7-6	750	Antonio Ballard (18)
12/16/2013	H	Windsor Express	103-91	W		8-6	1,062	Antonio Ballard (26)

LONDON LIGHTNING GAME-BY-GAME

Date	H/A	Opponent	Score	W	L	Rec	Att	Leading Scorer
11/1/2013	A	Windsor Express	103-115		L	0-1	1,260	Jaytornah Wisseh (24)
11/2/2013	H	Mississauga Power	97-99		L	0-2	5,802	Garrett Williamson (22)
11/9/2013	H	Ottawa SkyHawks	98-97	W		1-2	2,663	Garrett Williamson (24)
11/15/2013	H	Windsor Express	108-84	W		2-2	2,909	Garrett Williamson (21)
11/16/2013	A	Brampton A's	107-93	W		3-2	643	Garrett Williamson (20); Gabe Freeman (20)
11/17/2013	H	Mississauga Power	127-102	W		4-2	2,242	Maurice Bolden (26)
11/21/2013	A	Mississauga Power	114-91	W		5-2	1,308	Garrett Williamson (24)
11/23/2013	A	Windsor Express	97-93	W		6-2	942	Garrett Williamson (21)
11/30/2013	H	Moncton Miracles	101-91	W		7-2	3,414	Garrett Williamson (19), Elvin Mims (19)
12/4/2013	A	Ottawa SkyHawks	105-100	W		8-2	158	Garrett Williamson (28), Marvin Phillips (23)
12/5/2013	A	Mississauga Power	91-95		L	8-3	341	Elvin Mims (30)
12/7/2013	H	Windsor Express	111-117		L	8-4	3,189	Garrett Williamson (27)
12/8/2013	H	Brampton A's	101-108		L	8-5	3,834	Garrett Williamson (36)
12/12/2013	H	Mississauga Power	87-84	W		9-5	2,860	Garrett Williamson (25)
12/19/2013	H	Halifax Rainmen	108-90	W		10-5	3,607	Garrett Williamson (18)
12/22/2013	A	Ottawa SkyHawks	98-90	W		11-5		Garrett Williamson (21)

MISSISSAUGA POWER GAME-BY-GAME

Date	H/A	Opponent	Score	W	L	Rec	Att	Leading Scorer
11/2/2013	A	London Lightning	99-97	W		1-0	5,802	Morgan Lewis (19)
11/5/2013	H	Brampton A's	95-107		L	1-1	339	Dwight McCombs (23), Nick Okorie (23)
11/6/2013	H	Halifax Rainmen	112-96	W		2-1	117	Mark Gomilla (20)
11/15/2013	A	Brampton A's	92-98		L	2-2	2,519	Dwight McCombs (16)
11/16/2013	A	Ottawa SkyHawks	92-95		L	2-3	586	William "Bo" Harris (23)
11/17/2013	A	London Lightning	102-127		L	2-4	2,242	Tyler Murray (19)
11/21/2013	H	London Lightning	91-114		L	2-5	1,308	William "Bo" Harris (22)
11/23/2013	A	Ottawa SkyHawks	97-101		L	2-6	1,098	Nick Okorie (27)
11/28/2013	H	Moncton Miracles	126-113	W		3-6	558	Morgan Lewis (26)
11/30/2013	A	The Island Storm	107-118		L	3-7	1,109	Nick Okorie (41)
12/1/2013	A	Saint John Mill Rats	98-95	W		4-7	1,438	Dwight McCombs (26)
12/4/2013	H	Windsor Express	85-102		L	4-8	139	Kirk Williams Jr. (21)
12/5/2013	H	London Lightning	95-91	W		5-8	341	Nick Okorie (35)
12/11/2013	H	Windsor Express	99-88	W		6-8	379	Dwight McCombs (20)
12/12/2013	A	London Lightning	84-87		L	6-9	2,860	Kirk Williams Jr. (17)
12/15/2013	H	Ottawa SkyHawks	111-108	W		7-9	811	Thijin Moses (27)
12/19/2013	H	Brampton A's	91-97		L	7-10	544	Nick Okorie (25)
12/20/2013	A	Brampton A's	101-108		L	7-11	641	Alex Johnson (24)
12/21/2013	A	Windsor Express	101-108		L	7-12	314	Nick Okorie (22)

MONCTON MIRACLES GAME-BY-GAME

Date	H/A	Opponent	Score	W	L	Rec	Att	Leading Scorer
11/1/2013	H	Brampton A's	89-113		L	0-1	2,214	Sylvania Watkins (21)
11/3/2013	A	The Island Storm	91-120		L	0-2	2,050	Cornelius Vines (32)
11/7/2013	A	The Island Storm	97-94	W		1-2	1,660	Dominique Buckley (27)
11/9/2013	H	Saint John Mill Rats	109-112		L	1-3	1,563	Stanley Robertson (24)
11/10/2013	A	Halifax Rainmen	103-101 (OT)	W		2-3	1,200	Jermaine Dailey (25)
11/15/2013	H	Saint John Mill Rats	87-90		L	2-4	1,775	Trayvon Lathan (23)
11/17/2013	H	The Island Storm	101-111		L	2-5	1,618	Johnny Mayhane (26)
11/24/2013	A	Saint John Mill Rats	94-109		L	2-6	1,746	Tyrone Levett (25)
11/27/2013	A	Ottawa SkyHawks	114-126		L	2-7	860	Johnny Mayhane (27), Trayvon Lathan (27)
11/28/2013	A	Mississauga Power	113-126		L	2-8	558	Johnny Mayhane (27)
11/30/2013	A	London Lightning	91-101		L	2-9	3,414	Johnny Mayhane (28)
12/6/2013	A	Brampton A's	88-124		L	2-10	874	Alex DesRoches (16)
12/8/2013	A	Windsor Express	101-115		L	2-11	352	Travis George (19), Johnny Mayhane (19)
12/12/2013	H	Saint John Mill Rats	113-118		L	2-12	1,873	Trayvon Lathan (25)
12/13/2013	A	Halifax Rainmen	89-95		L	2-13	900	Johnny Mayhane (28)

1/2/2014 H Halifax Rainmen 36-37
(game originally played 11/21/2013; game suspended due to power outage)

OTTAWA SKYHAWKS GAME-BY-GAME

Date	H/A	Opponent	Score	W	L	Rec	Att	Leading Scorer
11/2/2013	H	Windsor Express	105-113		L	0-1	2,600	Justin Tubbs (22), Tirrell Baines (22)
11/6/2013	H	Halifax Rainmen	111-100	W		1-1	541	Justin Tubbs (26)
11/9/2013	A	London Lightning	97-98		L	1-2	2,663	Justin Tubbs (21), Jermaine Johnson (21)
11/16/2013	H	Mississauga Power	95-92	W		2-2	586	Ryan Anderson (27)
11/21/2013	A	Brampton A's	87-124		L	2-3	451	Tirrell Baines (19)
11/22/2013	H	The Island Storm	113-99	W		3-3	2,100	Ryan Anderson (19), Justin Tubbs (19)
11/23/2013	H	Mississauga Power	101-97	W		4-3	1,098	Ryan Anderson (22)
11/27/2013	H	Moncton Miracles	126-114	W		5-3	860	Ryan Anderson (24)
11/29/2013	H	Windsor Express	102-105		L	5-4	530	Tirrell Baines (23)
12/1/2013	A	Windsor Express	85-88		L	5-5	210	Jermaine Johnson (19)
12/2/2013	A	Brampton A's	114-102	W		6-5	518	Ryan Anderson (21)
12/4/2013	H	London Lightning	100-105		L	6-6	158	Jermaine Johnson (20)
12/5/2013	H	Brampton A's	129-108	W		7-6	202	Justin Tubbs (25)
12/7/2013	A	Halifax Rainmen	117-108	W		8-6	1,100	Justin Tubbs (31)
12/8/2013	A	Saint John Mill Rats	109-116		L	8-7	1,388	Ryan Anderson (34)
12/11/2013	H	Brampton A's	111-97	W		9-7	540	Ryan Anderson (28)
12/14/2013	A	Brampton A's	101-114		L	9-8	369	Jerice Crouch (25)
12/15/2013	A	Mississauga Power	108-111		L	9-9	811	Jerice Crouch (24)
12/22/2013	H	London Lightning	90-98		L	9-10		Jerice Crouch (17)

SAINT JOHN MILL RATS GAME-BY-GAME

Date	H/A	Opponent	Score	W	L	Rec	Att	Leading Scorer
11/1/2013	A	Halifax Rainmen	105-85	W		1-0	1,250	Anthony Anderson (23)
11/2/2013	A	The Island Storm	93-100		L	1-1	2,564	Anthony Anderson (16)
11/9/2013	A	Moncton Miracles	112-109	W		2-1	1,563	Anthony Anderson (28)
11/10/2013	H	The Island Storm	93-129		L	2-2	2,853	Anthony Anderson (25)
11/14/2013	A	The Island Storm	117-90	W		3-2	1,894	Doug Herring, Jr. (39)
11/15/2013	A	Moncton Miracles	90-87	W		4-2	1,775	Anthony Anderson (25)
11/17/2013	A	Halifax Rainmen	88-81	W		5-2	2,100	Anthony Anderson (23)
11/21/2013	H	Brampton A's	102-107		L	5-3	1,985	Tyrone Levett (25)
11/24/2013	H	Moncton Miracles	109-97	W		6-3	1,746	Tyrone Levett (25)
12/1/2013	H	Mississauga Power	95-98		L	6-4	1,423	Tyrone Levett (20)
12/5/2013	H	Halifax Rainmen	107-102	W		7-4	1,224	Anthony Anderson (25)
12/6/2013	A	The Island Storm	103-106		L	7-5	1,471	Chris Matthews (22)
12/8/2013	H	Ottawa SkyHawks	116-109	W		8-5	1,388	Anthony Anderson (28)
12/12/2013	A	Moncton Miracles	118-113	W		9-5	1,873	Anthony Anderson (34)
12/14/2013	H	Windsor Express	108-115		L	9-6	1,488	Jermaine Blackburn (25)

WINDSOR EXPRESS GAME-BY-GAME

Date	H/A	Opponent	Score	W	L	Rec	Att	Leading Scorer
11/1/2013	H	London Lightning	115-103	W		1-0	1,260	Stefan Bonneau (31)
11/2/2013	A	Ottawa SkyHawks	113-105	W		2-0	2,600	Stefan Bonneau (30)
11/15/2013	A	London Lightning	84-108		L	2-1	2,909	Quinnel Brown (23)
11/17/2013	H	Brampton A's	93-77	W		3-1	451	Stefan Bonneau (27)
11/18/2013	A	Brampton A's	103-105		L	3-2	877	Chris Commons (33)
11/21/2013	H	The Island Storm	90-86	W		4-2	441	Chris Commons (21)
11/23/2013	H	London Lightning	93-97		L	4-3	942	DeAndre Thomas (22)
11/25/2013	A	Brampton A's	105-115		L	4-4	842	Stefan Bonneau (26)
11/29/2013	A	Ottawa SkyHawks	105-102	W		5-4	530	Stefan Bonneau (33)
12/1/2013	H	Ottawa SkyHawks	88-85	W		6-4	210	DeAndre Thomas (21), Quinnel Brown (21)
12/4/2013	A	Mississauga Power	102-85	W		7-4	139	DeAndre Thomas (27)
12/7/2013	A	London Lightning	117-111	W		8-4	3,189	Stefan Bonneau (32)
12/8/2013	H	Moncton Miracles	115-101	W		9-4	352	Stefan Bonneau (24)
12/11/2013	A	Mississauga Power	88-99		L	9-5	379	Darren Duncan (21)
12/12/2013	A	Halifax Rainmen	104-84	W		10-5	950	Quinnel Brown (21)
12/14/2013	A	Saint John Mill Rats	115-108	W		11-5	1,488	Stefan Bonneau (32)
12/16/2013	A	The Island Storm	91-103		L	11-6	1,062	Stefan Bonneau (23)
12/20/2013	H	Halifax Rainmen	98-91	W		12-6	340	Stefan Bonneau (27)
12/21/2013	H	Mississauga Power	108-101	W		13-6	314	Quinnel Brown (24)

BRAMPTON A'S REGULAR SEASON PLAYER STATS

#	Player	GP	GS	MIN	AVG	FG	FGA	PCT	3P	3PA	.PCT	FTFTA	.PCTOR	DR	REBR/G	PF	A	TO	BLK	ST	PTS	P/G				
20	Cedric Moodie	19	12	529	27.8	96	238	.403	52	119	.437	66	74	.892	22	95	117	6.2	43	70	44	5	27	310	16.3	
13	Evaldas Zabas	18	14	489	27.2	95	187	.508	23	62	.371	70	80	.875	12	44	56	3.1	32	58	26	0	19	283	15.7	
24	Cavell Johnson	19	13	493	25.9	122	250	.488	5	20	.250	34	71	.479	38	68	106	5.6	48	33	45	37	19	283	14.9	
12	Melvin Council	19	10	491	25.8	73	166	.440	20	52	.385	48	56	.857	23	36	59	3.1	35	49	31	1	16	214	11.3	
4	Jameson Tipping	16	12	431	26.9	61	144	.424	30	81	.370	25	37	.676	21	72	93	5.8	58	38	44	5	19	177	11.1	
31	Flenard Whitfield	19	10	383	20.2	69	129	.535	0	2	.000	38	58	.655	47	74	121	6.4	62	27	24	8	11	176	9.3	
15	Kevin Francis	19	7	446	23.5	59	143	.413	13	32	.406	40	53	.755	38	69	107	5.6	41	25	25	12	10	171	9.0	
34	Scottie Haralson	19	7	372	19.6	49	125	.392	37	94	.394	0	0	.000	13	39	52	2.7	31	23	23	3	5	135	7.1	
3	Jordan Hamilton	19	3	234	12.3	37	92	.402	11	48	.229	15	19	.789	11	30	41	2.2	18	20	17	3	8	100	5.3	
32	Steven Idlet	13	3	150	11.5	29	66	.439	0	2	.000	15	30	.500	14	29	43	3.3	34	9	17	5	6	73	5.6	
5	Rick Bodiford	6	2	37	6.2	9	14	.643	5	9	.556	0	0	.000	1	6	7	1.2	3	4	2	1	0	23	3.8	
21	Jesse Tipping	17	2	112	6.4	8	24	.333	6	19	.316	0	0	.000	5	19	24	1.4	12	4	12	0	5	22	1.3	
	Adrian Harrison	5	0	55	11.0	6	15	.400	0	0	.000	4	8	.500	3	10	13	2.6	12	0	2	0	2	16	3.2	
1	Dipanjot Singh	8	0	31	3.9	4	11	.364	1	4	.250	0	0	.000	1	2	3	0.4	4	2	0	0	3	9	1.1	
TEAM														20	145	165				11						
Brampton A's		19		4253		717	1604	.447	203	544	.373	356	487	.731	269	738	1007	53.0	435	362	323	80	150	1993	104.9	
Opponents		19		31367		4852	10845	.447	1065	3024	.352	2573	3620	.711	1731	4521	6252	329.1	2952	2808	2234	469	1084	13342	702.2	

HALIFAX RAINMEN REGULAR SEASON PLAYER STATS

#	Player	GP	GS	MIN	AVG	FG	FGA	PCT	3P	3PA	.PCT	FTFTA	.PCTOR	DR	REBR/G	PF	A	TO	BLK	ST	PTS	P/G				
1	George Goode	15	2	347	23.1	81	171	.474	13	45	.289	25	37	.676	24	58	82	5.5	42	11	20	13	12	200	13.3	
3	Juwan Cooley	15	12	521	34.7	54	153	.353	18	63	.286	54	64	.844	6	50	56	3.7	57	103	48	0	42	180	12.0	
32	Raven Barber	15	14	412	27.5	67	137	.489	0	0	.000	28	41	.683	30	53	83	5.5	25	14	20	9	1	162	10.8	
8	Stephen Sir	13	12	430	33.1	59	153	.386	31	82	.378	11	12	.917	12	36	48	3.7	24	20	30	0	6	160	12.3	
42	Tim Parham	15	11	395	26.4	54	115	.470	0	0	.000	32	65	.492	56	111	167	11.1	35	8	28	16	6	140	9.3	
12	Cheyne Gadson	9	7	228	25.3	48	96	.500	11	24	.458	22	28	.786	5	20	25	2.8	17	35	24	1	7	129	14.3	
5	David Lawrence	10	9	284	28.4	42	86	.488	13	42	.310	9	16	.563	12	33	45	4.5	31	14	14	7	7	106	10.6	
5	William Funn	6	1	161	26.8	18	33	.545	0	2	.000	12	18	.667	5	15	20	3.3	9	27	15	0	6	48	8.0	
15	Ivan Harris	5	1	120	24.0	16	47	.340	10	29	.345	6	9	.667	3	15	18	3.6	6	3	7	1	2	48	9.6	
8	Jason Williams	5	0	119	23.8	17	40	.425	4	12	.333	6	9	.667	5	9	14	2.8	7	7	13	2	7	44	8.8	
5	Brock Gillespie	4	3	139	34.8	16	42	.381	6	18	.333	4	4	1.000	2	6	8	2.0	6	9	10	0	0	42	10.5	
4	Dane Johnson	5	1	80	15.9	8	21	.381	1	1	1.000	4	8	.500	7	15	22	4.4	15	7	8	5	3	21	4.2	
28	Robert Nortmann	5	1	39	7.8	8	12	.667	0	0	.000	5	8	.625	4	4	8	1.6	4	0	1	0	1	21	4.2	
6	Tyler Richards	8	1	92	11.5	7	28	.250	4	18	.222	1	3	.333	1	7	8	1.0	8	8	7	0	4	19	2.4	
2	Olumuyiwa Famutimi	2	0	40	20.0	7	17	.412	2	5	.400	1	3	.333	4	4	8	4.0	0	1	4	0	3	17	8.5	
2	Kaylone Riley	4	0	65	16.3	4	7	.571	0	1	.000	1	7	.143	6	8	14	3.5	10	2	2	1	0	9	2.3	
	Oludamilola Sapara	2	0	28	14.0	3	8	.375	0	2	.000	0	0	.000	1	2	3	1.5	3	2	2	1	1	6	3.0	
7	Dwight Tolbert	2	0	8	4.0	0	1	.000	0	0	.000	1	2	.500	0	0	0	0.0	0	0	0	0	0	1	0.5	
TEAM														20	51	71				8						
Halifax Rainmen		15		3508		509	1167	.436	113	344	.328	222	334	.665	203	497	700	46.7	299	271	261	57	109	1353	90.2	
Opponents		15		32113		5060	11282	.449	1155	3224	.358	2707	3773	.717	1797	4762	6559	437.3	3088	2899	2296	492	1125	13982	932.1	

(includes suspended 11/21/2013 game)

THE ISLAND STORM REGULAR SEASON PLAYER STATS

#	Player	GP	GS	MIN	AVG	FG	FGA	PCT	3P	3PA	.PCT	FTFTA	.PCTOR	DR	REBR/G	PF	A	TO	BLK	ST	PTS	P/G			
5	Antonio Ballard	14	14	483	34.5	105	190	.553	13	39	.333	84	103	.816	49	80	129	9.2	25	24	35	1	16	307	21.9
12	Greg Plummer	15	14	447	29.8	84	184	.457	37	86	.430	34	40	.850	16	44	60	4.0	42	38	34	2	27	239	15.9
1	Shawn Vanzant	14	6	352	25.1	52	105	.495	17	38	.447	25	37	.676	2	15	17	1.2	20	29	17	1	16	146	10.4
10	Al Stewart	14	14	398	28.4	53	100	.530	4	10	.400	33	42	.786	18	37	55	3.9	34	96	28	1	38	143	10.2
21	Amani Daanish	15	7	365	24.3	49	144	.340	17	57	.298	21	32	.656	31	39	70	4.7	27	21	26	3	14	136	9.1
15	Semaj Inge	15	4	310	20.7	43	99	.434	4	18	.222	37	60	.617	29	38	67	4.5	36	27	31	6	7	127	8.5
25	Antoine Tisby	10	9	224	22.4	41	90	.456	0	1	.000	22	39	.564	17	41	58	5.8	17	6	18	4	4	104	10.4
3	Adrian Moss	6	1	181	30.2	35	64	.547	13	28	.464	13	17	.765	0	11	11	1.8	21	28	17	0	6	96	16.0
50	Steve Tchiengang	12	5	253	21.1	26	45	.578	0	3	.000	21	32	.656	26	53	79	6.6	35	11	20	1	6	73	6.1
33	Dwayne Smith	15	0	174	11.6	23	65	.354	0	7	.000	18	26	.692	14	30	44	2.9	18	6	13	3	5	64	4.3
3	Derek Coleman	9	0	201	22.3	12	43	.279	8	25	.320	18	27	.667	3	23	26	2.9	15	39	11	0	7	50	5.6
24	Ashton Graham	10	0	51	5.1	11	22	.500	0	4	.000	3	5	.600	0	3	3	0.3	2	4	2	0	1	25	2.5
11	Jeremy Williams	3	1	45	15.0	4	14	.286	0	5	.000	5	6	.833	3	5	8	2.7	6	2	3	2	0	13	4.3
20	Doug McKinney	9	0	39	4.3	4	12	.333	2	6	.333	3	4	.750	5	3	8	0.9	6	0	0	1	0	13	1.4
50	Nick Evans	3	0	36	12.0	4	11	.364	0	0	.000	2	2	1.000	3	3	6	2.0	9	1	2	0	0	10	3.3

LONDON LIGHTNING REGULAR SEASON PLAYER STATS

#	Player	GP	GS	MIN	AVG	FG	FGA	PCT	3P	3PA	.PCT	FTFTA	.PCTOR	DR	REBR/G	PF	A	TO	BLK	ST	PTS	P/G				
15	Garrett Williamson	16	16	554	34.6	123	201	.612	10	26	.385	84	104	.808	22	38	60	3.8	38	33	44	10	19	340	21.3	
45	Marvin Phillips	15	14	458	30.6	80	190	.421	26	71	.366	33	46	.717	51	89	140	9.3	39	31	23	16	12	219	14.6	
22	Jaytornah Wisseh	15	1	376	25.1	60	134	.448	20	45	.444	44	55	.800	11	36	47	3.1	26	85	43	0	13	184	12.3	
4	Elvin Mims	16	12	423	26.4	73	173	.422	5	30	.167	31	42	.738	27	81	108	6.8	42	31	18	16	24	182	11.4	
8	Jason Forte	13	0	356	27.4	67	145	.462	8	31	.258	31	53	.585	31	60	91	7.0	40	22	27	4	6	173	13.3	
23	Tim Ellis	16	14	483	30.2	58	125	.464	0	5	.000	17	23	.739	42	62	104	6.5	38	47	23	4	23	133	8.3	
1	Maurice Bolden	13	3	161	12.4	30	77	.390	5	21	.238	25	34	.735	15	30	45	3.5	22	14	12	5	6	90	6.9	
25	Gabe Freeman	6	3	114	19.0	25	64	.391	2	8	.250	28	32	.875	13	23	36	6.0	22	7	9	5	8	80	13.3	
10	Antwi Atuahene	12	2	172	14.3	21	53	.396	5	9	.556	23	30	.767	6	14	20	1.7	21	30	21	0	10	70	5.8	
11	James Millen	16	2	175	10.9	16	54	.296	2	7	.286	7	11	.636	4	13	17	1.1	11	11	9	3	5	41	2.6	
33	Greg Surmacz	6	0	99	16.5	12	34	.353	6	14	.429	6	10	.600	10	13	23	3.8	7	7	4	6	4	36	6.0	
3	Raheem Singleton	10	10	128	12.8	10	26	.385	3	8	.375	8	14	.571	4	11	15	1.5	13	15	12	2	5	31	3.1	
5	Tony Bennett	3	3	89	29.7	7	29	.241	2	10	.200	9	13	.692	1	9	10	3.3	8	16	11	2	5	25	8.3	
12	Curtis Withers	2	0	20	10.2	8	15	.533	0	0	.000	8	8	1.000	2	6	8	4.0	4	0	3	0	0	24	12.0	
3	Darin Mency	2	0	46	22.8	6	18	.333	3	10	.300	1	2	.500	2	2	4	2.0	4	1	7	1	0	16	8.0	
5	Maurice Carter	2	0	30	15.0	3	10	.300	0	1	.000	2	2	1.000	0	3	3	1.5	4	2	1	0	1	8	4.0	
34	Al'Lonzo Coleman	2	0	17	8.5	2	5	.400	0	0	.000	1	2	.500	1	1	2	1.0	1	0	1	0	0	5	2.5	
TEAM															0	55	55					4				
London Lightning		16		3701		601	1354	.444	97	296	.328	358	481	.744	242	546	788	49.3	340	352	272	75	143	1657	103.6	
Opponents		16		32276		5030	11265	.447	1182	3321	.356	2624	3700	.709	1787	4800	6587	411.7	3100	2839	2319	476	1108	13866	866.6	

MISSISSAUGA POWER REGULAR SEASON PLAYER STATS

#	Player	GP	GS	MIN	AVG	FG	FGA	PCT	3P	3PA	.PCT	FTFTA	.PCTOR	DR	REBR/G	PF	A	TO	BLK	ST	PTS	P/G				
23	Nick Okorie	17	17	545	32.1	113	245	.461	37	97	.381	43	51	.843	10	30	40	2.4	43	51	49	4	16	306	18.0	
10	Dwight McCombs	19	18	595	31.3	92	181	.508	1	5	.200	66	111	.595	43	107	150	7.9	49	19	49	24	5	251	13.2	
4	Kirk Williams Jr	17	3	412	24.2	90	192	.469	11	36	.306	23	46	.500	29	50	79	4.6	64	23	30	4	24	214	12.6	
2	Morgan Lewis	17	13	475	27.9	82	169	.485	26	70	.371	17	28	.607	9	76	85	5.0	43	65	24	1	12	207	12.2	
11	Alex Johnson	19	10	527	27.7	66	164	.402	24	66	.364	44	60	.733	9	46	55	2.9	30	90	32	0	22	200	10.5	
24	William "Bo" Harris	19	19	545	28.7	70	160	.438	13	53	.245	44	68	.647	28	93	121	6.4	54	75	48	8	23	197	10.4	
22	Mark Gomillia	18	1	314	17.4	54	100	.540	7	14	.500	19	24	.792	21	9	30	1.7	39	21	23	3	10	134	7.4	
3	Tyler Murray	19	5	455	23.9	44	116	.379	23	62	.371	9	11	.818	12	55	67	3.5	23	81	23	2	19	120	6.3	
15	Thijin Moses	15	2	206	13.7	40	83	.482	24	59	.407	11	15	.733	1	14	15	1.0	9	15	6	5	5	115	7.7	
42	Shamus Ferguson	18	2	216	12.0	26	43	.605	0	0	.000	1	9	.111	24	26	50	2.8	42	5	13	16	2	53	2.9	
16	Lavione West	19	1	147	7.7	11	36	.306	0	3	.000	15	20	.750	5	5	10	0.5	12	4	9	1	2	37	1.9	
45	Charles Okwandu	10	4	76	7.6	16	31	.516	0	0	.000	0	0	.000	6	11	17	1.7	21	2	10	1	1	32	3.2	
21	Dusan Virijevic	4	0	22	5.5	4	8	.500	1	2	.500	0	0	.000	1	9	10	2.5	9	2	4	2	0	9	2.3	
TEAM															3	133	136					15				
Mississauga Power		19		4535		708	1529	.463	167	468	.357	292	443	.659	201	664	865	45.5	441	453	335	71	141	1875	98.7	
Opponents		19		31085		4861	10920	.445	1101	3100	.355	2637	3664	.720	1799	4595	6394	336.5	2946	2717	2222	478	1093	13460	708.4	

MONCTON MIRACLES REGULAR SEASON PLAYER STATS

#	Player	GP	GS	MIN	AVG	FG	FGA	PCT	3P	3PA	.PCT	FTFTA	.PCTOR	DR	REBR/G	PF	A	TO	BLK	ST	PTS	P/G				
23	Johnny Mayhane	16	12	574	35.9	88	249	.353	56	137	.409	68	80	.850	11	39	50	3.1	41	30	39	0	26	300	18.8	
22	Trayvon Lathan	13	11	411	31.6	88	190	.463	1	13	.077	32	57	.561	38	61	99	7.6	38	55	51	8	20	209	16.1	
24	Stanley Robinson	15	12	460	30.7	87	204	.426	2	27	.074	30	51	.588	47	77	124	8.3	22	26	39	13	15	206	13.7	
5	Jermaine Dailey	16	12	524	32.7	73	136	.537	1	4	.250	44	55	.800	38	64	102	6.4	37	19	21	13	11	191	11.9	
55	Oliver McNally	11	5	314	28.5	39	84	.464	16	37	.432	32	35	.914	6	33	39	3.5	29	53	13	0	12	126	11.5	
14	Alex DesRoches	16	5	366	22.9	48	99	.485	13	30	.433	11	23	.478	19	40	59	3.7	23	24	30	3	8	120	7.5	
7	Sylvania Watkins	10	9	239	23.9	35	72	.486	1	5	.200	18	44	.409	19	33	52	5.2	37	19	20	4	10	89	8.9	
3	Cornelius Vines	8	3	166	20.8	23	76	.303	5	33	.152	19	33	.576	7	13	20	2.5	24	26	17	1	6	70	8.8	
30	Jamil Terrell	16	6	305	19.1	25	77	.325	0	0	.000	19	31	.613	15	42	57	3.6	54	17	24	8	3	69	4.3	
34	Travis George	4	3	98	24.5	19	35	.543	1	1	1.000	11	22	.500	10	16	26	6.5	20	4	8	6	2	50	12.5	
34	Dominique Buckley	3	2	68	22.7	12	35	.343	8	18	.444	7	8	.875	2	8	10	3.3	7	8	9	1	2	39	13.0	
10	Anto Raic	9	0	92	10.2	11	29	.379	6	16	.375	1	2	.500	9	13	22	2.4	13	7	8	1	0	29	3.2	
10	Cordell Jeanty	4	0	45	11.3	3	9	.333	0	0	.000	7	9	.778	4	3	7	1.8	4	4	0	1	0	13	3.3	
50	Alex Jacobson	3	0	44	14.7	4	12	.333	0	0	.000	0	1	.000	5	11	16	5.3	7	4	4	1	1	8	2.7	
TEAM															14	72	86					16				
Moncton Miracles		16		3706		555	1309	.424	110	321	.343	299	451	.663	244	525	769	48.1	361	296	299	60	116	1519	94.9	
Opponents		16		28078		4427	9821	.451	1026	2878	.356	2338	3247	.720	1554	4179	5733	358.3	2696	2527	2009	432	1000	12218	763.6	

(includes suspended 11/21/2013 game)

OTTAWA SKYHAWKS REGULAR SEASON PLAYER STATS

#	Player	GP	GS	MIN	AVG	FG	FGA	PCT	3P	3PA	.PCT	FTFTA	.PCTOR	DR	REBR/G	PF	A	TO	BLK	ST	PTS	P/G				
44	Ryan Anderson	19	19	650	34.2	112	289	.388	58	151	.384	95	112	.848	27	123	150	7.9	77	70	45	2	44	377	19.8	
15	Justin Tubbs	18	16	547	30.4	108	220	.491	39	96	.406	38	62	.613	30	54	84	4.7	57	35	47	5	17	293	16.3	
5	Jermaine Johnson	19	19	559	29.4	102	172	.593	0	1	.000	53	78	.679	65	80	145	7.6	58	22	47	14	15	257	13.5	
7	Tirrell Banies	19	19	516	27.2	91	202	.450	8	30	.267	52	86	.605	54	79	133	7.0	43	17	31	10	15	242	12.7	
3	Jerice Crouch	19	19	598	31.5	77	249	.309	29	105	.276	44	57	.772	8	32	40	2.1	41	109	34	1	18	227	11.9	
14	Jamal Crook	14	0	327	23.4	73	161	.453	1	5	.200	30	41	.732	12	29	41	2.9	26	52	21	3	20	177	12.6	
20	Mike Rose	19	2	420	22.1	58	154	.377	26	72	.361	13	14	.929	8	37	45	2.4	21	33	24	4	16	155	8.2	
4	Fred Sturdivant	19	0	377	19.8	62	116	.534	0	6	.000	24	45	.533	41	88	129	6.8	36	10	23	32	16	148	7.8	
12	Jamie Vanderbeken	16	0	146	9.1	19	48	.396	9	27	.333	1	2	.500	6	24	30	1.9	19	7	4	6	2	48	3.0	
32	Eric Kibi	8	0	87	10.8	20	31	.645	0	0	.000	5	19	.263	15	6	21	2.6	16	1	6	0	5	45	5.6	
22	Bol Kong	11	1	109	9.9	10	28	.357	3	12	.250	4	6	.667	8	9	17	1.5	11	6	3	0	7	27	2.5	
25	Jasonn Hannibal	1	0	11	11.0	2	3	.667	0	0	.000	0	0	.000	1	2	3	3.0	1	0	0	0	0	4	4.0	
25	Manock Lual	1	0	5	5.0	0	3	.000	0	0	.000	1	2	.500	1	0	1	1.0	1	0	2	0	0	1	1.0	
22	Demetrius Jemison	4	0	17	4.3	0	1	.000	0	0	.000	0	0	.000	0	1	1	0.3	3	0	2	0	0	0	0.0	
TEAM														8	120	128				18						
Ottawa SkyHawks		19		4369		734	1678	.437	173	505	.343	360	524	.687	284	684	968	50.9	411	362	307	77	176	2001	105.3	
Opponents		19		31608		4897	10941	.448	1106	3112	.355	2622	3657	.717	1745	4662	6407	337.2	3029	2829	2284	474	1075	13522	711.7	

SAINT JOHN MILL RATS REGULAR SEASON PLAYER STATS

#	Player	GP	GS	MIN	AVG	FG	FGA	PCT	3P	3PA	.PCT	FTFTA	.PCTOR	DR	REBR/G	PF	A	TO	BLK	ST	PTS	P/G				
12	Anthony Anderson	16	16	655	40.9	119	268	.444	39	116	.336	94	115	.817	14	57	71	4.4	35	97	38	0	20	371	23.2	
34	Tyrone Levett	16	16	566	35.4	86	195	.441	34	83	.410	47	52	.904	24	86	110	6.9	60	28	21	9	15	253	15.8	
21	Doug Herring Jr	16	12	477	29.8	86	189	.455	22	39	.564	50	72	.694	14	51	65	4.1	30	68	29	2	30	244	15.3	
22	Chris Matthews	15	1	331	22.1	72	151	.477	31	74	.419	18	22	.818	7	30	37	2.5	15	23	17	0	4	193	12.9	
24	Jermaine Blackburn	14	13	394	28.1	64	128	.500	9	23	.391	36	38	.947	9	45	54	3.9	41	34	26	4	10	173	12.4	
11	Will Blalock	10	9	363	36.3	38	74	.514	16	29	.552	16	25	.640	1	45	46	4.6	24	57	15	3	13	108	10.8	
41	Casey Love	9	6	234	26.0	40	80	.500	1	2	.500	16	23	.696	12	33	45	5.0	44	7	15	5	3	97	10.8	
10	Ashton Smith	16	1	193	12.1	25	73	.342	10	27	.370	10	18	.556	2	33	35	2.2	23	29	16	0	10	70	4.4	
33	Alex Jackson	10	1	106	10.6	10	22	.455	1	3	.333	17	23	.739	12	13	25	2.5	19	2	6	0	2	38	3.8	
42	Modibo Diarra	15	3	219	14.6	16	42	.381	0	0	.000	3	5	.600	17	31	48	3.2	48	7	10	5	2	35	2.3	
11	Raheem Singleton	3	1	56	18.7	10	21	.476	3	5	.600	2	4	.500	3	1	4	1.3	7	7	3	0	0	25	8.3	
23	Robert Curtis	2	0	39	19.5	8	12	.667	0	0	.000	2	9	.222	6	4	10	5.0	8	0	6	0	0	18	9.0	
35	Damian Gay	11	0	80	7.3	3	15	.200	0	2	.000	5	7	.714	4	11	15	1.4	24	2	7	0	2	11	1.0	
33	Damian Eargle	1	0	11	11.0	3	8	.375	0	0	.000	2	2	1.000	4	3	7	7.0	2	1	1	1	0	8	8.0	
33	Eric Petty Jr	3	0	22	7.3	2	5	.400	0	0	.000	1	2	.500	2	1	3	1.0	6	0	3	1	1	5	1.7	
00	Mike Luby	4	1	30	7.5	2	6	.333	0	0	.000	0	0	.000	1	1	2	0.5	4	0	2	0	0	4	1.0	
23	Mike Anderson	5	0	20	4.0	0	6	.000	0	3	.000	0	0	.000	0	0	0	0.0	3	3	0	0	0	0	0.0	
TEAM														10	134	144				9						
Saint John Mill Rats		16		3796		584	1296	.451	166	407	.408	319	417	.765	142	579	721	45.1	396	365	224	31	113	1653	103.3	
Opponents		16		31824		4985	11153	.447	1102	3161	.349	2610	3690	.707	1858	4680	6538	408.6	2991	2805	2333	518	1121	13682	855.1	

WINDSOR EXPRESS REGULAR SEASON PLAYER STATS

#	Player	GP	GS	MIN	AVG	FG	FGA	PCT	3P	3PA	.PCT	FTFTA	.PCTOR	DR	REBR/G	PF	A	TO	BLK	ST	PTS	P/G				
5	Stefan Bonneau	19	19	750	39.5	146	296	.493	49	110	.445	115	127	.906	38	64	102	5.4	40	101	43	4	26	456	24.0	
24	Chris Commons	18	17	661	36.7	132	286	.462	19	75	.253	38	60	.633	30	79	109	6.1	58	47	51	19	16	321	17.8	
15	Quinnel Brown	17	16	636	37.4	107	238	.450	23	68	.338	42	60	.700	13	99	112	6.6	47	37	42	11	16	279	16.4	
2	DeAndre Thomas	19	16	483	25.4	97	193	.503	1	1	1.000	64	100	.640	37	93	130	6.8	62	17	45	14	21	259	13.6	
12	Darren Duncan	16	12	603	37.7	57	142	.401	20	56	.357	103	115	.896	10	66	76	4.8	41	127	44	3	31	237	14.8	
11	Papa Oppong	19	4	424	22.3	47	123	.382	21	70	.300	22	26	.846	12	42	54	2.8	31	21	24	2	19	137	7.2	
10	Kevin Loiselle	18	9	482	26.8	49	97	.505	0	11	.000	27	46	.587	35	70	105	5.8	78	21	29	15	22	125	6.9	
33	Erik Parker	17	2	209	12.3	16	43	.372	2	5	.400	15	18	.833	18	20	38	2.2	39	6	5	2	0	49	2.9	
23	DeAndre Hall	18	0	179	9.9	16	47	.340	0	7	.000	10	16	.625	6	17	23	1.3	27	13	5	1	3	42	2.3	
44	Nick Evans	10	0	78	7.8	9	23	.391	0	1	.000	1	4	.250	5	14	19	1.9	18	1	10	4	1	19	1.9	
4	Jason Dawson	2	0	9	4.5	1	2	.500	0	0	.000	0	0	.000	0	0	0	0.0	0	5	0	0	0	2	1.0	
14	Tommy Freeman	3	0	15	5.0	0	1	.000	0	0	.000	0	0	.000	0	0	0	0.0	2	0	0	0	1	0	0.0	
24	Paul Williams	2	0	12	6.0	0	2	.000	0	1	.000	0	0	.000	0	3	3	1.5	0	1	0	0	0	0	0.0	
32	R.J. Wells	7	1	11	1.6	0	1	.000	0	0	.000	0	0	.000	2	1	3	0.4	0	1	1	0	0	0	0.0	
40	Terance Licorish	1	0	0	0.0	0	0	.000	0	0	.000	0	0	.000	0	0	0	0.0	0	0	0	0	0	0	0.0	
TEAM														7	61	68				4						
Windsor Express		19		4551		677	1494	.453	135	405	.333															

**NATIONAL BASKETBALL LEAGUE OF CANADA
LEAGUE OFFICE CONTACT INFORMATION**



Executive Offices

120 Eglinton Avenue East, 8th Floor
Toronto, Ont. M4P 1E2
PHONE: (416)-322-5188
FAX: (416)-322-6371
info@nblcanada.ca
Connect with us:
www.nblcanada.ca
www.twitter.com/nblcanda
www.facebook.com/nblcanada

