



THE NATIONAL BASKETBALL LEAGUE OF CANADA WEEKLY REPORT

Volume 3, Issue 11

January 12, 2014

GAMES PLAYED

Wed. Jan. 8

Windsor 105, Mississauga 87

Thu. Jan. 9

Windsor 93, Moncton 91
London 107, Brampton 95
Saint John 100, Halifax 91

Fri. Jan. 10

Brampton 99, Ottawa 89

Sat. Jan. 11

London 121, The Island 118 (OT)
Windsor 88, Ottawa 86
Brampton 99, Mississauga 89

Sun. Jan. 12

London 99, Moncton 91
Halifax 96, The Island 88

ATLANTIC DIVISION

Team	W	L	.PCT	GB
Saint John	14	9	.608	--
The Island	11	12	.478	3
Moncton	8	16	.333	6.5
Halifax	4	20	.167	10.5

CENTRAL DIVISION

Team	W	L	.PCT	GB
Windsor	19	7	.731	--
London	18	6	.750	--
Brampton	18	7	.720	.5
Ottawa	12	14	.462	7
Mississauga	7	20	.259	12.5

UPCOMING GAMES (all times local)

Wed. Jan. 15

London at Windsor 7:00 PM EST
(game played at Caesars Windsor)

Thu. Jan. 16

Halifax at Moncton 7:00 PM AST
Ottawa at Mississauga 7:00 PM EST
The Island at Saint John 7:00 PM AST

Fri. Jan. 17

Saint John at The Island 7:00 PM AST

Sat. Jan. 18

Mississauga at Moncton 7:00 PM AST
Brampton at Windsor 7:00 PM EST
London at Halifax 7:00 PM AST




Sun. Jan. 19

Moncton at The Island 2:00 PM AST
Mississauga at Halifax 4:00 PM AST
London at Saint John 4:00 PM AST

All content Copyright © 2014 · National Basketball League of Canada. All Rights Reserved.
"The National Basketball League of Canada Weekly Report" is edited by Chuck Miller.



NBL TEAM REPORTS

<p>Brampton A's 7575 Kennedy Road S. Brampton ON L6W 4T2 Phone: (519) 943-0781 Fax: (519) 940-3730 Head Coach: David Magley Home Arena: Powerade Centre bramptonas.ca</p> 	<p>The Brampton A's are trying to hold on to the NBL's Central Division lead, but a 107-95 loss Thursday night against the London Lightning didn't help their cause. In the loss, Cedric Moodie achieved a double-double of 19 points and 12 rebounds; Cavell Johnson came off the bench to score 18 points and block four shots; while Evaldas Zabas snagged 16 points.</p> <p>The A's returned to the friendly confines of the Powerade Centre and resumed their winning ways, garnering a 99-89 victory over the visiting Ottawa SkyHawks on Friday night. In the victory, Melvin Council stepped up and knocked down 20 points, while Cedric Moodie and Flenard Whitfield both tallied 16 points apiece. Moodie led the A's in rebounds with 8 boards; he also had three steals.</p> <p>Next up for the A's was a strong 13-106 win over the Mississauga Power; a game that saw Scottie Haralson add 21 bench points to lead the A's in scoring; Kevin Francis had a "15" night – 15 points and 15 rebounds. Steven Idlet had a double-double of 12 rebounds and 11 points for the A's.</p>
<p>Halifax Rainmen 1888 Brunswick Street, Suite 611 Halifax, Nova Scotia B3J 3J8 Phone: (902) 444-RAIN, (902) 444-7246 Fax: 1-866-424-4267 Head Coach: Craig Hodges Home arena: Halifax MetroCentre rainmenbasketball.ca</p> 	<p>In a 100-91 loss Thursday night in Saint John, the Halifax Rainmen were led with 19 points from Jajuan Cooley, 18 points from the newly-acquired Malcolm Grant, and 16 points from Olumuyiwa Famutimi; Tim Parham led the Rainmen in rebounds, with 11 rebounds.</p> <p>Last week, Halifax traded to receive Chris Matthews from the Saint John Mill Rats. On Sunday afternoon, that trade payed off, as Matthews scored 25 points as the Rainmen took a 96-88 victory over the Island Storm. Jason Williams scored 22 points, while Tim Parham pulled down 12 rebounds.</p>
<p>The Island Storm 46 Kensington Rd. Charlottetown, PEI C1A 5H7 Phone: (902) 629-6600 Fax: (902) 629-6650 Head Coach: Joseph Salerno Home Venue: EastLink Arena stormbasketball.ca</p> 	<p>In the first meeting between the Island Storm and the London Lightning since their teams' epic 2013 NBL finals series, the Storm battled to an overtime period, only to fall 121-118. In the loss, Antonio Ballard led the Storm in scoring with 34 points and 13 rebounds; the newly-acquired Nick Okorie powered 14 points into the cylinder; while Al Stewart added 16 points and dished out 9 assists.</p> <p>What was supposed to be a rebound game against the Atlantic Division cellar-dwelling Halifax Rainmen turned into an upset loss for the Storm, as they bowed 96-88 to Halifax on Sunday afternoon. Antonio Ballard finished the night with 22 points – one-fourth of all Storm scoring that day.</p>

London Lightning

358 Horton Street E.
London, Ontario N6B
1L7

Phone: (519) 433-
0634

Fax: (519) 433-9849

Head Coach: Micheal Ray Richardson

Home arena: Budweiser Gardens

lightningbasketball.ca



As the London Lightning fight their way to the top of the NBL's Central Division, head coach Micheal Ray Richardson is has his crew playing as if every match was Game 7 of the NBL finals. On Thursday evening, with Marvin Phillips powering 20 points and 10 rebounds, the Lightning took a much-needed 107-95 win over the Brampton A's in front of over 3,800 at the Budweiser Gardens. Garrett Williamson scored 19 points and blocked two shots; while Tim Ellis put 18 points on the board.

Then came the game Saturday night in which London faced the Island Storm, in the first meeting between these two teams since the 2013 NBL finals. And the two teams kept their intensities on the court, as the game eventually went into overtime – later to be won by the Lightning, 121-118. Garrett Williamson powered 36 team-high points and five team-high steals in 48 minutes of play; Tony Bennett's 26 points included five 3-pointers. Marvin Phillips pulled down a team-high 12 boards.

Williamson continued carrying the Lightning on his shoulders, as he scored 23 points and dished out 11 assists in London's 99-91 road victory Sunday afternoon against the Moncton Miracles. Marvin Phillips also put 23 points on the scoreboard, while Tim Ellis grabbed 11 rebounds. The three wins this week pulled London into a virtual tie with the Windsor Express for first place in their division.

Mississauga Power

5500 Rose Cherry
Place

Mississauga, ON
L4Z 4B6

Office: 647-559-6012

Head Coach: David "D.J." Joseph

Home Arena: Hershey Centre

powerbasketball.ca



The Mississauga Power's losing streak reached ten games on Wednesday night with a 105-87 home collapse Wednesday night against the Windsor Express. Nick Okorie's 25 points, garnered over 46 minutes, made him the Power's top scorer; Okorie also garnered three steals. Eric Petty Jr. had a double-double of 10 rebounds and 13 points.

The Power tried to change things up by trading Nick Okorie to the Island Storm in exchange for Greg Plummer, but a Saturday night loss to the Brampton A's, 113-106, continued the Power's losing ways. IN the loss, Kirk Williams Jr. led the Power with 24 points, while Morgan Lewis (22 pts, 13 rebs) and Dwight McCombs (20 pts, 10 rebs) scored double-doubles for the Power. The loss was Mississauga's eleventh straight defeat, breaking the team record for most losses in a row, a record set in the 2012-13 season when the franchise was based in Oshawa.

Moncton Miracles

740 Rue Main
Street

Moncton, New Brunswick E1C 1E6

Team phone: (506) 204-7730

Team fax: (506) 204-7840

Head Coach: Dennis Truax

Home arena: Moncton Coliseum

miraclesbasketball.ca



The Miracles' six-game winning streak took a derailment with a close 93-91 loss Thursday night against the NBL Central Division-leading Windsor Express. In the loss, Trayvon Lathan assembled a 17-point, 12-rebound night; while Johnny Mayhane added 17 points, Stanley Robinson finished the night with a double-double of 11 rebounds and 13 points.

Moncton tried to rebound on Sunday afternoon against the London Lightning, but despite 23 points from Johnny Mayhane, the Miracles fell 99-91. Both Stanley Robinson (10 rebounds, 18 points) and Trayvon Lathan (10 rebounds, 10 points) had double-doubles for Moncton.

Ottawa SkyHawks



2451 St. Joseph Blvd, Suite 219
Ottawa, ON K1C 1E9
Phone: (613) 424-8733
Head coach: Jaren Jackson
Home arena: Canadian Tire Centre
ottawaskyhawks.com

A Friday night road loss against the Brampton A's, 99-89, derailed Ottawa's short winning streak. In the loss, Tirrell Baines and Ryan Anderson each scored 20 points, while Justin Tubbs put 14 bench points on the scoreboard. Eric Kibi led the SkyHawks in rebounds with 8 boards.

Next up for the Capital Crew was a Saturday night road game against the Windsor Express; even with 19 points from Justin Tubbs and a 17-point, 10-rebound double-double from Tirrell Baines, the SkyHawks fell apart in a close game, 88-86, to Windsor. Fred Sturdivant also achieved 10 rebounds; Mike Rose scored 14 points off the bench.

Saint John Mill Rats



133 Prince William Street, Suite 9
Saint John, NB E2L 2B5
Office: (506) 214-4454
Fax: (506) 652-1562
Head Coach: Rob Spon
Home Venue: Harbour Station
millratsbasketball.ca

With Doug Herring Jr. leading the Mill Rats with 21 points, and a 14-point 10-rebound 10-assist triple-double night for Anthony Anderson, the Saint John Mill Rats stayed atop the NBL's Atlantic Division with a 100-91 victory over the Halifax Rainmen in front of nearly 1,500 at Harbour Station Thursday night. Eric Crookshank, who previously played for the Halifax Rainmen, scored 16 points and pulled down 8 boards against his old team.

Windsor Express



720 Ouellette Ave, Box 24
Windsor, Ontario N9A 1C2
Phone: (519) 800-3665
Head Coach: Bill Jones
Home Venue: WFCU Centre
www.expressbasketball.ca

The Windsor Express have marched their way back to the top of the NBL's Central Division with their third straight victory over the Mississauga Power, a 105-87 road victory on Wednesday night. Dominique Buckley scored 19 points, including five 3-pointers; while Chris Commons also added 19 points. Quinnel Brown led the team in rebounds with 8; he also scored 16 points.

One day after playing in southern Ontario, the Express hopped a plane for northern New Brunswick and a Thursday evening match with the Moncton Miracles. Buoyed by Quinnel Brown's 21 points, and an 11-rebound 17-point 3-steal night by Chris Commons, the Express pulled out a 93-91 victory over Moncton. Darren Duncan put together 20 points and 9 assists on the night.

Two days later, it's back to the Great Lakes for a home game against the Ottawa SkyHawks at the WFCU Centre. With Stefan Bonneau's 34 points, including four 3-pointers, the Express achieved an 88-86 victory. DeAndre Thomas pulled down a team-high 15 rebounds and 2 blocked shots, while Kevin Loiselle had a double-double of 14 boards and 11 points; Darren Duncan dished out ten assists and stole the ball three times.

Game reports compiled via team press releases, and from articles appearing in newspapers from the teams' home locations.

NBL CANADA TRANSACTIONS

January 6, 2014: London Lightning signed and activated Stephen McDowell.

January 6, 2014: Mississauga Power release Charles Okwandu. Signed Daryl McCoy, pending FIBA clearance.

January 7, 2014: The Island Storm signed Phil Jones, pending FIBA clearance. Released Semaj Inge.

January 9, 2014: The Island Storm activated Phil Jones. Released Amani Daanish. Signed Ed Jones, pending FIBA clearance.

January 9, 2014: Halifax Rainmen signed and activated Malcolm Grant.

January 9, 2014: Brampton A's signed and activated Brent Jennings. Released Dipanjot Singh.

January 10, 2014: Mississauga Power release Tyler Murray. Signed and activated Ashton Smith.

January 10, 2014: The Island Storm signed Ed Jones. Released Amani Daanish. Traded Greg Plummer and a 3rd round draft pick in the 2014-15 NBL Canada entry draft to Mississauga for Nick Okorie.

January 10, 2014: Halifax Rainmen release Stephen Sir.

January 11, 2014: Halifax Rainmen release Anthony Moody.

NBL CANADA PLAYER OF THE WEEK

The National Basketball League of Canada is pleased to announce that Garrett Williamson of the London Lightning has been named Player of the Week for the week ending January 12, 2014. This is the second time Williamson has earned this honour.

Williamson, a 6'5" guard who played collegiately at St. Joseph's (Pennsylvania), averaged 26 points per game in London's three victories this week, including scoring 36 points in London's Saturday night overtime win over the Island Storm.

PREVIOUS NBL CANADA PLAYERS OF THE WEEK:

November 3, 2013 – Stefan Bonneau, Windsor Express.

November 10, 2013 – Stanley Robinson, Moncton Miracles.

November 17, 2013 – Doug Herring Jr., Saint John Mill Rats.

November 24, 2013 – Cavell Johnson, Brampton A's.

December 1, 2013 – Elvin Mims, London Lightning.

December 8, 2013 – Antonio Ballard, The Island Storm.

December 15, 2013 – Tim Parham, Halifax Rainmen

December 22, 2013 – Garrett Williamson, London Lightning.

December 29, 2013 – Ryan Anderson, Ottawa SkyHawks.

January 5, 2014 – Johnny Mayhane, Moncton Miracles.

January 12, 2014 – Garrett Williamson, London Lightning.

PREVIOUS NBL CANADA COACHES OF THE MONTH:

November 2013 – David Magley, Brampton A's.

December 2013 – Bill Jones, Windsor Express.

TOP 20 SINGLE GAME ATTENDANCE FIGURES, 2013-14 SEASON

1.	5,802	Budweiser Gardens	Mississauga at London	November 2, 2013
2.	3,834	Budweiser Gardens	Brampton at London	December 8, 2013
3.	3,828	Budweiser Gardens	Brampton at London	January 10, 2014
4.	3,607	Budweiser Gardens	Halifax at London	December 19, 2013
5.	3,579	Budweiser Gardens	Mississauga at London	December 29, 2013
6.	3,414	Budweiser Gardens	Moncton at London	November 30, 2013
7.	3,250	Budweiser Gardens	Ottawa at London	January 5, 2014
8.	3,189	Budweiser Gardens	Windsor at London	December 7, 2013
9.	2,979	Budweiser Gardens	Windsor at London	January 1, 2014
10.	2,909	Budweiser Gardens	Windsor at London	November 15, 2013
11.	2,860	Budweiser Gardens	Mississauga at London	December 12, 2013
12.	2,853	Harbour Station	The Island at Saint John	November 10, 2013
13.	2,663	Budweiser Gardens	Ottawa at London	November 9, 2013
14.	2,600	Canadian Tire Centre	Windsor at Ottawa	November 2, 2013
15.	2,564	EastLink Arena	Saint John at The Island	November 2, 2013
16.	2,519	Powerade Centre	Mississauga at Brampton	November 15, 2013
17.	2,242	Budweiser Gardens	Mississauga at London	November 17, 2013
18.	2,214	Moncton Coliseum	Brampton at Moncton	November 1, 2013
19.	2,156	Halifax MetroCentre	Saint John at Halifax	December 29, 2013
20.	2,100	Halifax MetroCentre	Saint John at Halifax	November 17, 2013

NBL CANADA 2013-14 TRIPLE-DOUBLES

December 8, 2013	Cedric Moodie	Brampton at London	15 pts, 11 rebs, 10 assists
December 13, 2013	Trayvon Lathan	Moncton at Halifax	12 pts, 12 rebs, 10 assists
January 9, 2014	Anthony Anderson	Saint John v. Halifax	14 pts, 10 rebs, 10 assists

NATIONAL BASKETBALL LEAGUE OF CANADA PLAYOFF STANDINGS

AS OF JANUARY 12, 2014

ATLANTIC DIVISION

Team	W	L	.PCT	#1 Seed
Saint John	14	9	.608	Magic #= 14 (Isl), 10 (Mnc), 6 (Hfx)
The Island	11	12	.478	
Moncton	8	16	.333	
Halifax	4	20	.167	

CENTRAL DIVISION

Team	W	L	.PCT	#1 Seed
Windsor	19	7	.731	Magic #= 15 (Lon), 14 (Bra), 7 (Ott), 1 (Mss)
London	18	6	.739	Magic #= 15 (Win), 15 (Bra), 8 (Ott), 2 (Mss)
Brampton	18	7	.720	
Ottawa	12	14	.462	
Mississauga	7	20	.259	

The National Basketball League of Canada has confirmed the following playoff format for the 2013-14 NBL season. The magic number listed will count down to clinching the regular season division lead. When the magic number reaches zero, the team in first place has mathematically clinched the division title.

At the end of the season, the #4 and #5 teams in the Central Division will have a one-game "play-in" match at the #4's home court. The winner of that game will continue in the playoffs and be seeded as #4 in the

Central Division.

In the NBL quarterfinals, teams #1-#4 and teams #2-#3 will play each other in a best-of-five series, with a 2-2-1 format. The higher seed will have home court for games 1, 2 and (if necessary) 5.

In the NBL semifinals, the divisional teams will face each other in a best-of-seven series, with a 2-2-1-1-1 format. The higher seed will host games 1, 2, and (if necessary) 5 and 7.

The remaining team in each division will play each other in the NBL Finals, which will be a best-of-seven series with a 2-3-2 format. The team with the higher regular season winning percentage will receive home court advantage for Games 1, 2 and (if necessary) 6 and 7. The winner of that series will be named National Basketball League of Canada Playoff Champion and receive a championship trophy commemorating their victory.

In the event that two or more teams are tied in terms of playoff seeding, the following tiebreakers will take place, in order of importance:

- (1) head-to-head record shall determine the winner;
- (2) if still a tie, head-to-head record against common opponents will determine the winner;
- (3) if still a tie, points scored in head to head competition will determine the winner;
- (4) if still a tie, average margin of victory in head to head competition will determine the winner;
- (5) if still a tie, the team correctly calling the flip of a coin will be seeded higher.

Playoff format subject to change due to venue availability.

NBL PLAYER STATS (courtesy DakStats, <http://www.dakstats.com>)

SCORING AVERAGE	G	FG	3P	FT	PTS	AVG
Stefan Bonneau, Windsor	25	185	60	145	575	23.0
Anthony Anderson, Saint John	23	174	57	108	513	22.3
Antonio Ballard, The Island	22	164	24	129	481	21.9
Garrett Williamson, London	24	181	12	134	508	21.2
Johnny Mayhane, Moncton	24	151	83	99	484	20.2
Ryan Anderson, Ottawa	26	145	79	124	493	19.0
Chris Commons, Windsor	24	180	27	56	443	18.5
Nick Okorie, MSS-The Island	26	164	54	66	448	17.2
Cedric Moodie, Brampton	25	132	67	97	428	17.1
Justin Tubbs, Ottawa	24	146	58	56	406	16.9

SCORING AVERAGE	G	FG	3P	FT	PTS	AVG
Quinnel Brown, Windsor	24	154	27	55	390	16.3
Marvin Phillips, London	23	133	39	57	362	15.7
Trayvon Lathan, Moncton	21	134	1	58	327	15.6
Tyrone Levett, Saint John	23	114	45	81	354	15.4
Doug Herring Jr., Saint John	23	120	31	78	349	15.2
Evaldas Zabas, Brampton	24	128	28	80	364	15.2
Stanley Robinson, Moncton	23	143	3	51	340	14.8
Cavell Johnson, Brampton	25	152	5	47	356	14.2
Darren Duncan, Windsor	23	85	28	129	327	14.2
Greg Plummer, ISL-Mississauga	22	107	53	41	308	14.0

REBOUNDS	G	REB	AVG
Tim Parham, Halifax	24	248	10.33
Marvin Phillips, London	23	223	9.70
Antonio Ballard, The Island	22	209	9.50
Dwight McCombs, Mississauga	27	226	8.37
Stanley Robinson, Moncton	23	188	8.17
Jermaine Johnson, Ottawa	26	206	7.92
Ryan Anderson, Ottawa	26	204	7.85
Trayvon Lathan, Moncton	21	161	7.67
Tim Ellis, London	24	170	7.08
Elvin Mims, London	24	169	7.04

3-POINTERS MADE (min 50 made)	G	3P	3Ppg
Johnny Mayhane, Moncton	24	83	3.46
Ryan Anderson, Ottawa	26	79	3.04
Cedric Moodie, Brampton	25	67	2.68
Anthony Anderson, Saint John	23	57	2.48
Justin Tubbs, Ottawa	24	58	2.42
Greg Plummer, ISL-Mississauga	22	53	2.41
Stefan Bonneau, Windsor	25	60	2.40
Scottie Haralson, Brampton	25	56	2.24
Nick Okorie, MSS-The Island	26	54	2.07

BLOCKED SHOTS	G	BLK	AVG
Cavell Johnson, Brampton	25	45	1.80
Fred Sturdivant, Ottawa	24	33	1.38
Dwight McCombs, Mississauga	27	34	1.26
Chris Commons, Windsor	24	28	1.17
Tim Parham, Halifax	24	27	1.13
Marvin Phillips, London	23	25	1.09
Travis George, Moncton	13	14	1.08

STEALS	G	STL	AVG
Jujuan Cooley, Halifax	24	75	3.13
Al Stewart, The Island	22	57	2.59
Darren Duncan, Windsor	23	49	2.13
Ryan Anderson, Ottawa	26	52	2.00
Doug Herring Jr., Saint John	23	45	1.96
Greg Plummer, ISL-Mississauga	22	37	1.68
Trayvon Lathan, Moncton	21	34	1.62
Johnny Mayhane, Moncton	24	38	1.58
Tim Ellis, London	24	37	1.54

ASSISTS	G	AST	AVG
Darren Duncan, Windsor	23	196	8.52
Jujuan Cooley, Halifax	24	160	6.67
Jerice Crouch, Ottawa	26	164	6.31
Anthony Anderson, Saint John	23	145	6.30
Al Stewart, The Island	22	136	6.18
Tony Bennett, London	11	63	5.73
Oliver McNally, Moncton	17	94	5.53
Alex Johnson, Mississauga	27	143	5.30
Stefan Bonneau, Windsor	25	120	4.80
Doug Herring Jr., Saint John	23	106	4.61

FIELD GOAL PERCENTAGE (min 150 attempts)	FGM	FGA	PCT
Garrett Williamson, London	181	314	.576
Jermaine Johnson, Ottawa	137	239	.573
Flenard Whitfield, Brampton	92	171	.538
Jermaine Dailey, Moncton	101	188	.537
Antonio Ballard, The Island	164	313	.524
Al Stewart, The Island	83	161	.516
Jermaine Blackburn, Saint John	110	214	.514
Tim Parham, Halifax	96	189	.508
Justin Tubbs, Ottawa	146	289	.505
Raven Barber, Halifax	103	204	.505

FREE THROW PERCENTAGE (min 100 attempts)	FTM	FTA	PCT
Stefan Bonneau, Windsor	145	163	.890
Cedric Moodie, Brampton	97	111	.874
Darren Duncan, Windsor	129	148	.872
Johnny Mayhane, Moncton	99	116	.853
Ryan Anderson, Ottawa	124	146	.849
Antonio Ballard, The Island	129	160	.806

3-POINT GOALS PERCENTAGE (min 100 attempts)	3PM	3PA	PCT
Justin Tubbs, Ottawa	58	136	.426
Cedric Moodie, Brampton	67	158	.424
Scottie Haralson, Brampton	56	133	.421
Stefan Bonneau, Windsor	60	143	.420
Chris Matthews, STJ-Halifax	48	115	.417
Greg Plummer, ISL-Mississauga	53	129	.411

NATIONAL BASKETBALL LEAGUE OF CANADA SCHEDULES AND RESULTS

BRAMPTON A'S GAME-BY-GAME

Date	H/A	Opponent	Score	W	L	Rec	Att	Leading Scorer
11/1/2013	A	Moncton Miracles	113-89	W		1-0	2,214	Cedric Moodie (31)
11/3/2013	A	Halifax Rainmen	99-91	W		2-0	850	Cavell Johnson (28)
11/5/2013	A	Mississauga Power	107-95	W		3-0	339	Cedric Moodie (21)
11/15/2013	H	Mississauga Power	98-92	W		4-0	2,519	Evaldas Zabas (23)
11/16/2013	H	London Lightning	93-107		L	4-1	643	Cavell Johnson (18); Jordan Hamilton (18)
11/17/2013	A	Windsor Express	77-93		L	4-2	451	Cavell Johnson (17)
11/18/2013	H	Windsor Express	105-103	W		5-2	877	Cedric Moodie (19)
11/21/2013	H	Ottawa SkyHawks	124-87	W		6-2	451	Cavell Johnson (25)
11/23/2013	A	Saint John Mill Rats	107-102	W		7-2	1,985	Cavell Johnson (24)
11/24/2013	A	The Island Storm	101-100	W		8-2	1,306	Cavell Johnson (21)
11/25/2013	H	Windsor Express	115-105	W		9-2	842	Cavell Johnson (19), Evaldas Zabas (19)
12/2/2013	H	Ottawa SkyHawks	102-114		L	9-3	518	Cedric Moodie (18)
12/5/2013	A	Ottawa SkyHawks	108-129		L	9-4	202	Cedric Moodie (18)
12/6/2013	H	Moncton Miracles	124-88	W		10-4	874	Jameson Tipping (21)
12/8/2013	A	London Lightning	108-101	W		11-4	3,834	Kevin Francis (25)
12/11/2013	A	Ottawa SkyHawks	97-111		L	11-5	540	Cedric Moodie (22)
12/14/2013	H	Ottawa SkyHawks	114-101	W		12-5	369	Evaldas Zabas (29)
12/19/2013	A	Mississauga Power	97-91	W		13-5	544	Kevin Francis (19), Melvin Council (19)
12/20/2013	H	Mississauga Power	108-101	W		14-5	621	Cedric Moodie (22)
12/23/2013	H	Halifax Rainmen	107-92	W		15-5		Scottie Haralson (20)
12/29/2013	A	Ottawa SkyHawks	108-115		L	15-6	1,217	Cavell Johnson (22)
1/4/2014	H	London Lightning	108-103	W		16-6		Cedric Moodie (33)
1/9/2014	A	London Lightning	95-107		L	16-7	3,828	Cedric Moodie (19)
1/10/2014	H	Ottawa SkyHawks	99-89	W		17-7		Melvin Council (20)
1/11/2014	H	Mississauga Power	113-106	W		18-7		Scottie Haralson (21)

HALIFAX RAINMEN GAME-BY-GAME

Date	H/A	Opponent	Score	W	L	Rec	Att	Leading Scorer
11/1/2013	H	Saint John Mill Rats	85-105		L	0-1	1,250	Jujuan Cooley (14)
11/3/2013	H	Brampton A's	91-99		L	0-2	850	Stephen Sir (22)
11/6/2013	A	Ottawa SkyHawks	100-111		L	0-3	541	Jujuan Cooley (26)
11/7/2013	A	Mississauga Power	96-112		L	0-4	117	Jujuan Cooley (18)
11/10/2013	H	Moncton Miracles	101-103 (OT)		L	0-5	1,200	Stephen Sir (30)
11/17/2013	H	Saint John Mill Rats	81-88		L	0-6	2,100	Raven Barber (18)
12/5/2013	A	Saint John Mill Rats	102-107		L	0-7	1,224	Cheyne Gadson (22)
12/7/2013	H	Ottawa SkyHawks	108-117		L	0-8	1,100	George Goode (23)
12/8/2013	H	The Island Storm	107-108		L	0-9	1,210	Tim Parham (19), Cheyne Gadson (19)
12/12/2013	H	Windsor Express	84-104		L	0-10	950	Stephen Sir (21)
12/13/2013	H	Moncton Miracles	95-89	W		1-10	900	David Lawrence (18)
12/14/2013	H	The Island Storm	84-82	W		2-10	750	David Lawrence (22)
12/19/2013	A	London Lightning	90-108		L	2-11	3,607	David Lawrence (18)
12/20/2013	A	Windsor Express	91-98		L	2-12	340	Cheyne Gadson (16)
12/23/2013	A	Brampton A's	92-107		L	2-13		Jason Williams (15), Raven Barber (15)
12/26/2013	A	The Island Storm	98-106		L	2-14	1,500	Jujuan Cooley (15)
12/27/2013	H	Saint John Mill Rats	98-91	W		3-14	2,010	George Goode (15)
12/29/2013	H	Saint John Mill Rats	107-121		L	3-15	2,156	Jason Williams (26)
12/31/2013	A	The Island Storm	95-107		L	3-16	1,407	Jujuan Cooley (24)
1/2/2014	A	Moncton Miracles	89-92		L	3-17	1,683	Jason Williams (15), George Goode (15)
1/3/2014	A	Saint John Mill Rats	88-98		L	3-18	1,466	Jason Williams (16), Raven Barber (16)
1/4/2014	H	Moncton Miracles	87-89		L	3-19		Chris Matthews (21)
1/9/2014	A	Saint John Mill Rats	91-100		L	3-20	1,466	Jujuan Cooley (19)
1/12/2014	H	The Island Storm	96-88	W		4-20	1,423	Chris Matthews (25)

THE ISLAND STORM GAME-BY-GAME

Date	H/A	Opponent	Score	W	L	Rec	Att	Leading Scorer
11/2/2013	H	Saint John Mill Rats	100-93	W		1-0	2,564	Antonio Ballard (22), Greg Plummer (22)
11/3/2013	H	Moncton Miracles	120-91	W		2-0	2,050	Antonio Ballard (24), Amani Daanish (24)
11/7/2013	H	Moncton Miracles	94-97		L	2-1	1,660	Antonio Ballard (20)
11/10/2013	A	Saint John Mill Rats	129-93	W		3-1	2,853	Amani Daanish (21)
11/14/2013	H	Saint John Mill Rats	90-117		L	3-2	1,894	Antonio Ballard (22)
11/17/2013	H	Moncton Miracles	111-101	W		4-2	1,618	Semaj Inge (21)
11/21/2013	A	Windsor Express	86-90		L	4-3	441	Greg Plummer (22)
11/22/2013	A	Ottawa SkyHawks	99-113		L	4-4	2,100	Antonio Ballard (28)
11/24/2013	H	Brampton A's	100-101		L	4-5	1,306	Antonio Ballard (31)
11/30/2013	H	Mississauga Power	118-107	W		5-5	1,109	Antonio Ballard (20)
12/6/2013	H	Saint John Mill Rats	106-103	W		6-5	1,471	Antonio Ballard (31)
12/8/2013	A	Halifax Rainmen	108-107	W		7-5	1,210	Adrian Moss (33)
12/14/2013	A	Halifax Rainmen	82-84		L	7-6	750	Antonio Ballard (18)
12/16/2013	H	Windsor Express	103-91	W		8-6	1,062	Antonio Ballard (26)
12/20/2013	A	Saint John Mill Rats	100-96	W		9-6	1,477	Antonio Ballard (23)
12/26/2013	H	Halifax Rainmen	106-98	W		10-6	1,500	Semaj Inge (25)
12/27/2013	A	Moncton Miracles	94-107		L	10-7	1,530	Greg Plummer (20)
12/28/2013	A	Moncton Miracles	83-96		L	10-8	1,580	Antonio Ballard (18)
12/31/2013	H	Halifax Rainmen	107-95	W		11-8	1,407	Antonio Ballard (22), Jeremy Williams (22)
1/2/2014	A	Saint John Mill Rats	94-102		L	11-9	1,408	Antonio Ballard (23)
1/5/2014	A	Moncton Miracles	89-101		L	11-10		Antonio Ballard (19)
1/11/2014	H	London Lightning	118-121 (OT)		L	11-11	1,727	Antonio Ballard (34)
1/12/2014	A	Halifax Rainmen	88-96		L	11-12	1,466	Antonio Ballard (22)

LONDON LIGHTNING GAME-BY-GAME

Date	H/A	Opponent	Score	W	L	Rec	Att	Leading Scorer
11/1/2013	A	Windsor Express	103-115		L	0-1	1,260	Jaytornah Wisseh (24)
11/2/2013	H	Mississauga Power	97-99		L	0-2	5,802	Garrett Williamson (22)
11/9/2013	H	Ottawa SkyHawks	98-97	W		1-2	2,663	Garrett Williamson (24)
11/15/2013	H	Windsor Express	108-84	W		2-2	2,909	Garrett Williamson (21)
11/16/2013	A	Brampton A's	107-93	W		3-2	643	Garrett Williamson (20); Gabe Freeman (20)
11/17/2013	H	Mississauga Power	127-102	W		4-2	2,242	Maurice Bolden (26)
11/21/2013	A	Mississauga Power	114-91	W		5-2	1,308	Garrett Williamson (24)
11/23/2013	A	Windsor Express	97-93	W		6-2	942	Garrett Williamson (21)
11/30/2013	H	Moncton Miracles	101-91	W		7-2	3,414	Garrett Williamson (19), Elvin Mims (19)
12/4/2013	A	Ottawa SkyHawks	105-100	W		8-2	158	Garrett Williamson (28), Marvin Phillips (23)
12/5/2013	A	Mississauga Power	91-95		L	8-3	341	Elvin Mims (30)
12/7/2013	H	Windsor Express	111-117		L	8-4	3,189	Garrett Williamson (27)
12/8/2013	H	Brampton A's	101-108		L	8-5	3,834	Garrett Williamson (36)
12/12/2013	H	Mississauga Power	87-84	W		9-5	2,860	Garrett Williamson (25)
12/19/2013	H	Halifax Rainmen	108-90	W		10-5	3,607	Garrett Williamson (18)
12/22/2013	A	Ottawa SkyHawks	98-90	W		11-5		Garrett Williamson (21)
12/27/2013	A	Mississauga Power	117-92	W		12-5	526	Garrett Williamson (25)
12/29/2013	H	Mississauga Power	99-76	W		13-5	3,579	Marvin Phillips (22)
1/1/2014	H	Windsor Express	93-82	W		14-5	2,979	Tony Bennett (22)
1/4/2014	A	Brampton A's	103-108		L	14-6		Marvin Phillips (19)
1/5/2014	H	Ottawa SkyHawks	120-108	W		15-6		Garrett Williamson (23)
1/9/2014	H	Brampton A's	107-95	W		16-6	3,828	Marvin Phillips (20)
1/11/2014	A	The Island Storm	121-118 (OT)	W		17-6	1,727	Garrett Williamson (36)
1/12/2014	A	Moncton Miracles	99-91	W		18-6		Garrett Williamson (23), Marvin Phillips (23)

MISSISSAUGA POWER GAME-BY-GAME

Date	H/A	Opponent	Score	W	L	Rec	Att	Leading Scorer
11/2/2013	A	London Lightning	99-97	W		1-0	5,802	Morgan Lewis (19)
11/5/2013	H	Brampton A's	95-107		L	1-1	339	Dwight McCombs (23), Nick Okorie (23)
11/6/2013	H	Halifax Rainmen	112-96	W		2-1	117	Mark Gomilla (20)
11/15/2013	A	Brampton A's	92-98		L	2-2	2,519	Dwight McCombs (16)
11/16/2013	A	Ottawa SkyHawks	92-95		L	2-3	586	William "Bo" Harris (23)
11/17/2013	A	London Lightning	102-127		L	2-4	2,242	Tyler Murray (19)
11/21/2013	H	London Lightning	91-114		L	2-5	1,308	William "Bo" Harris (22)
11/23/2013	A	Ottawa SkyHawks	97-101		L	2-6	1,098	Nick Okorie (27)
11/28/2013	H	Moncton Miracles	126-113	W		3-6	558	Morgan Lewis (26)
11/30/2013	A	The Island Storm	107-118		L	3-7	1,109	Nick Okorie (41)
12/1/2013	A	Saint John Mill Rats	98-95	W		4-7	1,438	Dwight McCombs (26)
12/4/2013	H	Windsor Express	85-102		L	4-8	139	Kirk Williams Jr. (21)
12/5/2013	H	London Lightning	95-91	W		5-8	341	Nick Okorie (35)
12/11/2013	H	Windsor Express	99-88	W		6-8	379	Dwight McCombs (20)
12/12/2013	A	London Lightning	84-87		L	6-9	2,860	Kirk Williams Jr. (17)
12/15/2013	H	Ottawa SkyHawks	111-108	W		7-9	811	Thijin Moses (27)
12/19/2013	H	Brampton A's	91-97		L	7-10	544	Nick Okorie (25)
12/20/2013	A	Brampton A's	101-108		L	7-11	641	Alex Johnson (24)
12/21/2013	A	Windsor Express	101-108		L	7-12	314	Nick Okorie (22)
12/27/2013	H	London Lightning	92-117		L	7-13	526	Morgan Lewis (18)
12/28/2013	H	Ottawa SkyHawks	89-100		L	7-14	534	Nick Okorie (20)
12/29/2013	A	London Lightning	76-99		L	7-15	3,579	Dwight McCombs (24)
1/3/2014	A	Windsor Express	91-101		L	7-16	356	Kirk Williams Jr. (21)
1/4/2014	H	Ottawa SkyHawks	93-106		L	7-17	530	Nick Okorie (18)
1/5/2014	A	Windsor Express	88-110		L	7-18		Nick Okorie (21), Eric Petty Jr. (21)
1/8/2014	H	Windsor Express	87-105		L	7-19	226	Nick Okorie (25)
1/11/2014	A	Brampton A's	113-106		L	7-20		Kirk Williams Jr. (24)

MONCTON MIRACLES GAME-BY-GAME

Date	H/A	Opponent	Score	W	L	Rec	Att	Leading Scorer
11/1/2013	H	Brampton A's	89-113		L	0-1	2,214	Sylvania Watkins (21)
11/3/2013	A	The Island Storm	91-120		L	0-2	2,050	Cornelius Vines (32)
11/7/2013	A	The Island Storm	97-94	W		1-2	1,660	Dominique Buckley (27)
11/9/2013	H	Saint John Mill Rats	109-112		L	1-3	1,563	Stanley Robinson (24)
11/10/2013	A	Halifax Rainmen	103-101 (OT)	W		2-3	1,200	Jermaine Dailey (25)
11/15/2013	H	Saint John Mill Rats	87-90		L	2-4	1,775	Trayvon Lathan (23)
11/17/2013	H	The Island Storm	101-111		L	2-5	1,618	Johnny Mayhane (26)
11/24/2013	A	Saint John Mill Rats	94-109		L	2-6	1,746	Tyrone Levett (25)
11/27/2013	A	Ottawa SkyHawks	114-126		L	2-7	860	Johnny Mayhane (27), Trayvon Lathan (27)
11/28/2013	A	Mississauga Power	113-126		L	2-8	558	Johnny Mayhane (27)
11/30/2013	A	London Lightning	91-101		L	2-9	3,414	Johnny Mayhane (28)
12/6/2013	A	Brampton A's	88-124		L	2-10	874	Alex DesRoches (16)
12/8/2013	A	Windsor Express	101-115		L	2-11	352	Travis George (19), Johnny Mayhane (19)
12/12/2013	H	Saint John Mill Rats	113-118		L	2-12	1,873	Trayvon Lathan (25)
12/13/2013	A	Halifax Rainmen	89-95		L	2-13	900	Johnny Mayhane (28)
12/26/2013	A	Saint John Mill Rats	116-126 (OT)		L	2-14	1,788	Johnny Mayhane (24)
12/27/2013	H	The Island Storm	104-97	W		3-14	1,530	Johnny Mayhane (30)
12/28/2013	H	The Island Storm	96-83	W		4-14	1,580	Stanley Robinson (26)
12/31/2013	A	Saint John Mill Rats	100-90	W		5-14	2,015	Johnny Mayhane (18), Trayvon Lathan (18)
1/2/2014	H	Halifax Rainmen	92-89	W		6-14	1,683	Oliver McNally (17)
1/4/2014	A	Halifax Rainmen	89-87	W		7-14		Johnny Mayhane (17)
1/5/2014	H	The Island Storm	101-89	W		8-14		Johnny Mayhane (28)
1/9/2014	H	Windsor Express	91-93		L	8-15		Johnny Mayhane (17), Trayvon Lathan (17)
1/12/2014	H	London Lightning	91-99		L	8-16		Johnny Mayhane (23)

OTTAWA SKYHAWKS GAME-BY-GAME

Date	H/A	Opponent	Score	W	L	Rec	Att	Leading Scorer
11/2/2013	H	Windsor Express	105-113		L	0-1	2,600	Justin Tubbs (22), Tirrell Baines (22)
11/6/2013	H	Halifax Rainmen	111-100	W		1-1	541	Justin Tubbs (26)
11/9/2013	A	London Lightning	97-98		L	1-2	2,663	Justin Tubbs (21), Jermaine Johnson (21)
11/16/2013	H	Mississauga Power	95-92	W		2-2	586	Ryan Anderson (27)
11/21/2013	A	Brampton A's	87-124		L	2-3	451	Tirrell Baines (19)
11/22/2013	H	The Island Storm	113-99	W		3-3	2,100	Ryan Anderson (19), Justin Tubbs (19)
11/23/2013	H	Mississauga Power	101-97	W		4-3	1,098	Ryan Anderson (22)
11/27/2013	H	Moncton Miracles	126-114	W		5-3	860	Ryan Anderson (24)
11/29/2013	H	Windsor Express	102-105		L	5-4	530	Tirrell Baines (23)
12/1/2013	A	Windsor Express	85-88		L	5-5	210	Jermaine Johnson (19)
12/2/2013	A	Brampton A's	114-102	W		6-5	518	Ryan Anderson (21)
12/4/2013	H	London Lightning	100-105		L	6-6	158	Jermaine Johnson (20)
12/5/2013	H	Brampton A's	129-108	W		7-6	202	Justin Tubbs (25)
12/7/2013	A	Halifax Rainmen	117-108	W		8-6	1,100	Justin Tubbs (31)
12/8/2013	A	Saint John Mill Rats	109-116		L	8-7	1,388	Ryan Anderson (34)
12/11/2013	H	Brampton A's	111-97	W		9-7	540	Ryan Anderson (28)
12/14/2013	A	Brampton A's	101-114		L	9-8	369	Jerice Crouch (25)
12/15/2013	A	Mississauga Power	108-111		L	9-9	811	Jerice Crouch (24)
12/22/2013	H	London Lightning	90-98		L	9-10		Jerice Crouch (17)
12/27/2013	A	Windsor Express	87-102		L	9-11		Ryan Anderson (31)
12/28/2013	A	Mississauga Power	100-89	W		10-11	534	Jermaine Johnson (20)
12/29/2013	H	Brampton A's	115-108	W		11-11	1,217	Ryan Anderson (28)
1/4/2014	A	Mississauga Power	106-93	W		12-11	530	Justin Tubbs (31)
1/5/2014	A	London Lightning	108-120		L	12-12		Stefan Welsh (29)
1/10/2014	A	Brampton A's	89-99		L	12-13		Ryan Anderson (20), Tirrell Baines (20)
1/11/2014	A	Windsor Express	86-88		L	12-14		Justin Tubbs (19)

SAINT JOHN MILL RATS GAME-BY-GAME

Date	H/A	Opponent	Score	W	L	Rec	Att	Leading Scorer
11/1/2013	A	Halifax Rainmen	105-85	W		1-0	1,250	Anthony Anderson (23)
11/2/2013	A	The Island Storm	93-100		L	1-1	2,564	Anthony Anderson (16)
11/9/2013	A	Moncton Miracles	112-109	W		2-1	1,563	Anthony Anderson (28)
11/10/2013	H	The Island Storm	93-129		L	2-2	2,853	Anthony Anderson (25)
11/14/2013	A	The Island Storm	117-90	W		3-2	1,894	Doug Herring, Jr. (39)
11/15/2013	A	Moncton Miracles	90-87	W		4-2	1,775	Anthony Anderson (25)
11/17/2013	A	Halifax Rainmen	88-81	W		5-2	2,100	Anthony Anderson (23)
11/21/2013	H	Brampton A's	102-107		L	5-3	1,985	Tyrone Levett (25)
11/24/2013	H	Moncton Miracles	109-97	W		6-3	1,746	Tyrone Levett (25)
12/1/2013	H	Mississauga Power	95-98		L	6-4	1,423	Tyrone Levett (20)
12/5/2013	H	Halifax Rainmen	107-102	W		7-4	1,224	Anthony Anderson (25)
12/6/2013	A	The Island Storm	103-106		L	7-5	1,471	Chris Matthews (22)
12/8/2013	H	Ottawa SkyHawks	116-109	W		8-5	1,388	Anthony Anderson (28)
12/12/2013	A	Moncton Miracles	118-113	W		9-5	1,873	Anthony Anderson (34)
12/14/2013	H	Windsor Express	108-115		L	9-6	1,488	Jermaine Blackburn (25)
12/20/2013	H	The Island Storm	96-100		L	10-6	1,477	Anthony Anderson (21), Raheem Singleton (21)
12/26/2013	H	Moncton Miracles	126-116 (OT)	W		11-6	1,788	Jermaine Blackburn (24)
12/27/2013	A	Halifax Rainmen	91-98		L	11-7	2,010	Anthony Anderson (32)
12/29/2013	A	Halifax Rainmen	121-107	W		12-7	2,156	Anthony Anderson (33)
12/31/2013	H	Moncton Miracles	90-100		L	12-8	2,015	Anthony Anderson (22)
1/2/2014	H	The Island Storm	102-94	W		13-8	1,408	Doug Herring Jr. (19)
1/3/2014	H	Halifax Rainmen	98-88	W		14-8	1,466	Tyrone Levett (19)
1/9/2014	H	Halifax Rainmen	100-91	W		15-6	1,466	Doug Herring jr. (21)

WINDSOR EXPRESS GAME-BY-GAME

Date	H/A	Opponent	Score	W	L	Rec	Att	Leading Scorer
11/1/2013	H	London Lightning	115-103	W		1-0	1,260	Stefan Bonneau (31)
11/2/2013	A	Ottawa SkyHawks	113-105	W		2-0	2,600	Stefan Bonneau (30)
11/15/2013	A	London Lightning	84-108		L	2-1	2,909	Quinnel Brown (23)
11/17/2013	H	Brampton A's	93-77	W		3-1	451	Stefan Bonneau (27)
11/18/2013	A	Brampton A's	103-105		L	3-2	877	Chris Commons (33)
11/21/2013	H	The Island Storm	90-86	W		4-2	441	Chris Commons (21)
11/23/2013	H	London Lightning	93-97		L	4-3	942	DeAndre Thomas (22)
11/25/2013	A	Brampton A's	105-115		L	4-4	842	Stefan Bonneau (26)
11/29/2013	A	Ottawa SkyHawks	105-102	W		5-4	530	Stefan Bonneau (33)
12/1/2013	H	Ottawa SkyHawks	88-85	W		6-4	210	DeAndre Thomas (21), Quinnel Brown (21)
12/4/2013	A	Mississauga Power	102-85	W		7-4	139	DeAndre Thomas (27)
12/7/2013	A	London Lightning	117-111	W		8-4	3,189	Stefan Bonneau (32)
12/8/2013	H	Moncton Miracles	115-101	W		9-4	352	Stefan Bonneau (24)
12/11/2013	A	Mississauga Power	88-99		L	9-5	379	Darren Duncan (21)
12/12/2013	A	Halifax Rainmen	104-84	W		10-5	950	Quinnel Brown (21)
12/14/2013	A	Saint John Mill Rats	115-108	W		11-5	1,488	Stefan Bonneau (32)
12/16/2013	A	The Island Storm	91-103		L	11-6	1,062	Stefan Bonneau (23)
12/20/2013	H	Halifax Rainmen	98-91	W		12-6	340	Stefan Bonneau (27)
12/21/2013	H	Mississauga Power	108-101	W		13-6	314	Quinnel Brown (24)
12/28/2013	H	Ottawa SkyHawks	102-87	W		14-6		Chris Commons (29)
1/1/2014	A	London Lightning	82-93		L	14-7	2,979	Darren Duncan (16)
1/3/2014	H	Mississauga Power	101-91	W		15-7	356	Quinnel Brown (24)
1/5/2014	H	Mississauga Power	110-88	W		16-7		Chris Commons (27)
1/8/2014	A	Mississauga Power	105-87	W		17-7	226	Chris Commons (19), Dominique Buckley (19)
1/9/2014	A	Moncton Miracles	93-91	W		18-7		Quinnel Brown (21)
1/11/2014	H	Ottawa SkyHawks	88-86	W		19-7		Stefan Bonneau (34)

BRAMPTON A'S REGULAR SEASON PLAYER STATS

#	Player	GP	GS	MIN	AVG	FG	FGA	PCT	3P	3PA	.PCT	FTFTA	.PCTOR	DR	REBR/G	PF	A	TO	BLK	ST	PTS	P/G				
20	Cedric Moodie	25	18	711	28.4	132	322	.410	67	158	.424	97	111	.874	29	137	166	6.6	57	92	63	6	36	428	17.1	
13	Evaldas Zabas	24	20	657	27.4	128	263	.487	28	83	.337	80	92	.870	17	57	74	3.1	38	69	36	0	23	364	15.2	
24	Cavell Johnson	25	13	623	24.9	152	320	.475	5	24	.208	47	94	.500	45	87	132	5.3	66	38	57	45	22	356	14.2	
12	Melvin Council	25	12	667	26.7	97	220	.441	29	74	.392	61	71	.859	27	48	75	3.0	47	64	40	1	23	284	11.4	
31	Flenard Whitfield	25	12	509	20.4	92	171	.538	0	2	.000	52	76	.684	58	93	151	6.0	78	38	31	13	13	236	9.4	
15	Kevin Francis	25	13	624	25.0	79	191	.414	14	43	.326	63	79	.797	53	97	150	6.0	56	34	31	14	17	235	9.4	
4	Jameson Tipping	19	13	488	25.7	70	163	.429	36	93	.387	28	40	.700	21	78	99	5.2	68	45	51	6	20	204	10.7	
34	Scottie Haralson	25	9	525	21.0	71	174	.408	56	133	.421	4	4	1.000	15	54	69	2.8	43	28	31	3	10	202	8.1	
3	Jordan Hamilton	24	4	289	12.0	40	103	.388	12	53	.226	19	23	.826	12	38	50	2.1	24	26	18	4	10	111	4.6	
32	Steven Idlet	19	6	275	14.5	42	97	.433	0	4	.000	24	42	.571	22	56	78	4.1	57	19	22	9	6	108	5.7	
21	Jesse Tipping	23	2	174	7.4	10	34	.294	8	27	.296	0	0	.000	5	29	34	1.5	15	9	18	0	5	28	1.2	
5	Rick Bodiford	6	2	37	6.2	9	14	.643	5	9	.556	0	0	.000	1	6	7	1.2	3	4	2	1	0	23	3.8	
	Brent Jennings	3	1	32	10.7	8	20	.400	0	3	.000	2	2	1.000	2	1	3	1.0	5	0	4	1	1	18	6.0	
10	Adrian Harrison	5	0	55	11.0	6	15	.400	0	0	.000	4	8	.500	3	10	13	2.6	12	0	2	0	2	16	3.2	
1	Dipanjot Singh	9	0	32	3.6	4	11	.364	1	4	.250	0	0	.000	1	2	3	0.3	4	2	0	0	3	9	1.0	
TEAM															28	189	217						16			
Brampton A's		25		5698		940	2118	.444	261	710	.368	482	643	.750	339	982	1321	52.8	575	468	422	103	197	2623	104.9	
Opponents		25		46955		7168	16212	.442	1544	4452	.347	3852	5445	.707	2637	6829	9466	378.6	4416	4142	3373	688	1654	19732	789.3	

HALIFAX RAINMEN REGULAR SEASON PLAYER STATS

#	Player	GP	GS	MIN	AVG	FG	FGA	PCT	3P	3PA	.PCT	FTFTA	.PCTOR	DR	REBR/G	PF	A	TO	BLK	ST	PTS	P/G				
1	George Goode	24	7	554	23.1	123	275	.447	17	62	.274	35	56	.625	51	80	131	5.5	71	23	37	21	17	298	12.4	
3	Juwan Cooley	24	21	867	36.1	90	248	.363	34	108	.315	82	96	.854	8	75	83	3.5	97	160	80	0	75	296	12.3	
32	Raven Barber	24	16	622	25.9	103	204	.505	0	0	.000	50	76	.658	48	76	124	5.2	47	16	31	10	3	256	10.7	
42	Tim Parham	24	19	663	27.6	96	189	.508	0	0	.000	44	90	.489	79	169	248	10.3	60	13	54	27	8	236	9.8	
8	Jason Williams	15	9	440	29.3	70	163	.429	10	31	.323	35	43	.814	33	45	78	5.2	42	37	35	3	15	185	12.3	
8	Stephen Sir	12	11	411	34.3	58	146	.397	31	82	.378	9	10	.900	10	35	45	3.8	23	19	27	0	6	156	13.0	
2	Olumuyiwa Famutimi	12	4	335	27.9	57	142	.401	10	35	.286	22	27	.815	26	48	74	6.2	20	27	27	0	16	146	12.2	
12	Cheyne Gadson	11	8	259	23.5	51	103	.495	12	25	.480	24	30	.800	5	21	26	2.4	19	38	27	1	7	138	12.5	
23	David Lawrence	14	12	383	27.3	51	112	.455	16	54	.296	11	18	.611	16	41	57	4.1	45	19	18	9	9	129	9.2	
21	Oludamilola Sapara	12	4	235	19.6	21	60	.350	1	16	.063	12	21	.571	9	32	41	3.4	21	23	23	5	9	55	4.6	
14	Chris Matthews	3	0	87	29.0	19	38	.500	7	17	.412	8	8	1.000	0	4	4	1.3	6	2	6	0	2	53	17.7	
5	William Funn	7	1	161	23.0	18	33	.545	0	2	.000	12	18	.667	5	15	20	2.9	9	27	15	0	6	48	6.9	
15	Ivan Harris	5	1	120	24.0	16	47	.340	10	29	.345	6	9	.667	3	15	18	3.6	6	3	7	1	2	48	9.6	
5	Brock Gillespie	4	3	139	34.8	16	42	.381	6	18	.333	4	4	1.000	2	6	8	2.0	6	9	10	0	0	42	10.5	
5	Anthony Moody	7	1	99	14.1	14	28	.500	9	14	.643	2	5	.400	3	4	7	1.0	8	9	9	1	7	39	5.6	
28	Robert Nortmann	14	1	110	7.8	15	26	.577	0	0	.000	8	18	.444	9	17	26	1.9	16	1	5	2	4	38	2.7	
5	Malcolm Grant	2	0	56	28.0	11	27	.407	4	6	.667	9	12	.750	2	1	3	1.5	1	6	8	0	1	35	17.5	
4	Dane Johnson	5	1	80	16.0	8	21	.381	1	1	1.000	4	8	.500	7	15	22	4.4	15	7	8	5	3	21	4.2	
6	Tyler Richards	8	1	92	11.5	7	28	.250	4	18	.222	1	3	.333	1	7	8	1.0	8	8	7	0	4	19	2.4	
2	Kaylone Riley	4	0	65	16.3	4	7	.571	0	1	.000	1	7	.143	6	8	14	3.5	10	2	2	1	0	9	2.3	
7	Dwight Tolbert	2	0	8	4.0	0	1	.000	0	0	.000	1	2	.500	0	0	0	0.0	0	0	0	0	0	1	0.5	
TEAM															34	87	121						12			
Halifax Rainmen		24		5786		848	1940	.437	172	519	.331	380	561	.677	357	801	1158	48.3	531	450	448	87	196	2248	93.7	
Opponents		24		46867		7260	16390	.443	1633	4643	.352	3954	5527	.715	2619	7010	9629	401.2	4460	4160	3347	704	1655	20107	837.8	

THE ISLAND STORM REGULAR SEASON PLAYER STATS

#	Player	GP	GS	MIN	AVG	FG	FGA	PCT	3P	3PA	.PCT	FTFTA	.PCTOR	DR	REBR/G	PF	A	TO	BLK	ST	PTS	P/G				
5	Antonio Ballard	22	22	776	35.3	164	313	.524	24	68	.353	129	160	.806	78	131	209	9.5	48	41	54	5	28	481	21.9	
12	Greg Plummer	21	20	595	28.3	104	243	.428	51	124	.411	38	44	.864	18	61	79	3.8	54	50	41	3	37	297	14.1	
10	Al Stewart	22	22	625	28.4	83	161	.516	7	19	.368	65	91	.714	30	59	89	4.0	51	136	39	1	57	238	10.8	
1	Shawn Vanzant	22	8	529	24.0	73	159	.459	23	54	.426	40	55	.727	3	21	24	1.1	27	43	23	1	21	209	9.5	
3	Adrian Moss	14	1	367	26.2	63	138	.457	28	67	.418	22	32	.688	2	19	21	1.5	43	57	31	0	16	176	12.6	
21	Amani Daanish	21	8	505	24.0	65	184	.353	20	68	.294	25	38	.658	42	54	96	4.6	36	27	37	6	22	175	8.3	
15	Semaj Inge	20	6	406	20.3	51	123	.415	6	23	.261	62	90	.689	33	42	75	3.8	48	29	42	6	13	170	8.5	
50	Steve Tchiengang	20	12	475	23.8	53	109	.486	2	8	.250	33	51	.647	44	81	125	6.3	66	15	43	5	18	141	7.0	
33	Dwayne Smith	23	0	286	12.4	41	101	.406	0	11	.000	24	39	.615	25	38	63	2.7	26	9	20	5	7	106	4.6	
25	Antoine Tisby	10	9	224	22.4	41	90	.456	0	1	.000	22	39	.564	17	41	58	5.8	17	6	18	4	4	104	10.4	
11	Jeremy Williams	11	6	220	20.0	24	67	.358	9	28	.321	28	33	.848	15	30	45	4.1	32	13	16	6	7	85	7.7	
3	Derek Coleman	9	0	201	22.3	12	43	.279	8	25	.320	18	27	.667	3	23	26	2.9	15	39	11	0	7	50	5.6	
24	Ashton Graham	12	0	65	5.4	16	34	.471	2	7	.286	3	7	.429	0	3	3	0.3	2	4	3	0	2	37	3.1	
20	Doug McKinney	13	0	55	4.2	6	20	.300	3	10	.300	3	4	.750	8	5	13	1.0	8	1	3	1	0	18	1.4	
21	Nick Okorie	2	1	58	29.0	5	22	.227	2	10	.200	6	8	.750	1	2	3	1.5	5	6	1	0	3	18	9.0	
50	Nick Evans	3	0	36	12.0	4	11	.364	0	0	.000	2	2	1.000	3	3	6	2.0	9	1	2	0	0	10	3.3	
15	Ed Jones	2	0	23	11.5	2	8	.250	2	7	.286	1	2	.500	1	4	5	2.5	2	1	0	1	1	7	3.5	
13	Antwi Atuahene	5	0	40	8.0	2	7	.286	1	1	1.000	1	2	.500	1	2	3	0.6	5	0	4	0	1	6	1.2	
25	Phil Jones	2	0	16	8.0	0	1	.000	0	0	.000	0	2	.000	1	2	3	1.5	3	1	1	2	0	0	0.0	
TEAM														25	95	120										
The Island Storm		23		5502		809	1834	.441	188	531	.354	522	726	.719	350	716	1066	46.3	498	479	409	46	245	2328	101.2	
Opponents		23		47151		7299	16496	.442	1617	4631	.349	3812	5362	.711	2626	7095	9721	422.7	4493	4131	3386	745	1606	20027	870.7	

LONDON LIGHTNING REGULAR SEASON PLAYER STATS

#	Player	GP	GS	MIN	AVG	FG	FGA	PCT	3P	3PA	.PCT	FTFTA	.PCTOR	DR	REBR/G	PF	A	TO	BLK	ST	PTS	P/G				
15	Garrett Williamson	24	23	888	37.0	181	314	.576	12	29	.414	134	175	.766	37	61	98	4.1	54	80	70	17	31	508	21.2	
45	Marvin Phillips	23	22	706	30.7	133	302	.440	39	116	.336	57	74	.770	75	148	223	9.7	66	44	38	25	24	362	15.7	
4	Elvin Mims	24	13	629	26.2	109	250	.436	7	41	.171	45	63	.714	46	123	169	7.0	67	45	27	21	30	270	11.3	
23	Tim Ellis	24	21	786	32.8	88	191	.461	2	12	.167	26	39	.667	69	101	170	7.1	54	75	35	5	37	204	8.5	
22	Jaytornah Wisseh	15	1	376	25.1	60	134	.448	20	45	.444	44	55	.800	11	36	47	3.1	26	85	43	0	13	184	12.3	
8	Jason Forte	15	1	380	25.3	68	148	.459	8	33	.242	31	53	.585	31	67	98	6.5	42	26	28	4	8	175	11.7	
1	Maurice Bolden	21	11	303	14.4	59	145	.407	11	33	.333	36	48	.750	27	59	86	4.1	41	25	24	10	13	165	7.9	
5	Tony Bennett	11	11	372	33.8	56	141	.397	17	56	.304	21	32	.656	5	29	34	3.1	42	63	31	3	20	150	13.6	
33	Greg Surmacz	14	0	244	17.4	37	91	.407	14	35	.400	14	21	.667	16	38	54	3.9	21	14	5	9	7	102	7.3	
25	Gabe Freeman	6	3	114	19.0	25	64	.391	2	8	.250	28	32	.875	13	23	36	6.0	22	7	9	5	8	80	13.3	
10	Antwi Atuahene	12	2	172	14.3	21	53	.396	5	9	.556	23	30	.767	6	14	20	1.7	21	30	21	0	10	70	5.8	
3	Darin Mency	10	0	141	14.1	22	57	.386	15	37	.405	7	11	.636	5	10	15	1.5	14	9	12	2	2	66	6.6	
11	James Millen	21	2	215	10.2	20	68	.294	3	9	.333	10	15	.667	6	15	21	1.0	15	15	13	3	5	53	2.5	
13	Stephen McDowell	3	0	75	25.0	18	45	.400	4	13	.308	8	11	.727	1	9	10	3.3	3	10	6	0	3	48	16.0	
12	Curtis Withers	4	0	56	14.1	11	24	.458	0	0	.000	13	16	.813	3	7	10	2.5	11	2	7	0	1	35	8.8	
3	Raheem Singleton	10	10	128	12.8	10	26	.385	3	8	.375	8	14	.571	4	11	15	1.5	13	15	12	2	5	31	3.1	
5	Maurice Carter	2	0	30	15.0	3	10	.300	0	1	.000	2	2	1.000	0	3	3	1.5	4	2	1	0	1	8	4.0	
34	Al'Lonzo Coleman	2	0	17	8.5	2	5	.400	0	0	.000	1	2	.500	1	1	2	1.0	1	0	1	0	0	5	2.5	
20	Harouna Mutombo	3	0	17	5.7	0	2	.000	0	1	.000	0	0	.000	0	0	0	0.0	3	0	1	0	1	0	0.0	
TEAM														4	78	82										
London Lightning		24		5649		923	2071	.446	162	486	.333	508	693	.733	360	833	1193	49.7	520	547	391	107	221	2516	104.8	
Opponents		24		47004		7185	16259	.442	1643	4676	.351	3826	5395	.709	2616	6978	9594	399.8	4471	4063	3404	684	1630	19839	826.6	



SAINT JOHN MILL RATS REGULAR SEASON PLAYER STATS

#	Player	GP	GS	MIN	AVG	FG	FGA	PCT	3P	3PA	.PCT	FTFTA	.PCTOR	DR	REBR/G	PF	A	TO	BLK	ST	PTS	P/G									
12	Anthony Anderson	23	23	969	42.1	174	379	.459	57	168	.339	108	137	.788	23	91	114	5.0	48	145	51	5	29	513	22.3						
34	Tyrone Levett	23	23	786	34.2	114	266	.429	45	115	.391	81	92	.880	35	116	151	6.6	84	37	29	16	21	354	15.4						
21	Doug Herring Jr	23	19	751	32.7	120	274	.438	31	64	.484	78	106	.736	22	94	116	5.0	49	106	47	4	45	349	15.2						
24	Jermaine Blackburn	21	20	639	30.4	110	214	.514	11	36	.306	58	61	.951	17	72	89	4.2	64	58	44	10	19	289	13.8						
22	Chris Matthews	20	1	439	21.9	90	194	.464	41	98	.418	26	31	.839	7	39	46	2.3	24	32	23	0	6	247	12.4						
41	Casey Love	16	9	396	24.8	74	154	.481	1	3	.333	21	33	.636	20	53	73	4.6	63	17	25	9	4	170	10.6						
11	Will Blalock	10	9	363	36.3	38	74	.514	16	29	.552	16	25	.640	1	45	46	4.6	24	57	15	3	13	108	10.8						
11	Raheem Singleton	10	5	270	27.0	33	67	.493	7	17	.412	33	43	.767	11	15	26	2.6	22	34	15	0	6	106	10.6						
10	Ashton Smith	21	1	219	10.4	27	81	.333	10	29	.345	10	18	.556	2	34	36	1.7	26	34	19	0	12	74	3.5						
42	Modibo Diarra	18	3	235	13.1	18	44	.409	0	0	.000	5	7	.714	17	34	51	2.8	50	7	11	5	2	41	2.3						
20	Eric Crookshank	6	0	99	16.5	18	26	.692	0	0	.000	2	7	.286	15	15	30	5.0	8	0	2	4	2	38	6.3						
33	Alex Jackson	10	1	106	10.6	10	22	.455	1	3	.333	17	23	.739	12	13	25	2.5	19	2	6	0	2	38	3.8						
35	Damian Gay	15	0	107	7.1	7	23	.304	0	2	.000	5	7	.714	5	14	19	1.3	30	4	9	0	2	19	1.3						
23	Robert Curtis	2	0	39	19.5	8	12	.667	0	0	.000	2	9	.222	6	4	10	5.0	8	0	6	0	0	18	9.0						
33	Damian Eargle	1	0	11	11.0	3	8	.375	0	0	.000	2	2	1.000	4	3	7	7.0	2	1	1	1	0	8	8.0						
33	Eric Petty Jr	3	0	22	7.3	2	5	.400	0	0	.000	1	2	.500	2	1	3	1.0	6	0	3	1	1	5	1.7						
00	Mike Luby	4	1	30	7.5	2	6	.333	0	0	.000	0	0	.000	1	1	2	0.5	4	0	2	0	0	4	1.0						
10	Dane Smith	1	0	2	2.0	0	2	.000	0	0	.000	0	0	.000	1	0	1	1.0	0	0	0	0	0	0	0.0						
23	Mike Anderson	5	0	20	4.0	0	6	.000	0	3	.000	0	0	.000	0	0	0	0.0	3	3	0	0	0	0	0.0						
TEAM														13		198	211														
Saint John Mill Rats		23		5503		848	1858	.456	220	568	.387	465	603	.771	214	842	1056	45.9	537	537	324	59	166	2381	103.5						
Opponents		23		47150		7260	16472	.441	1585	4594	.345	3869	5485	.705	2762	6969	9731	423.1	4454	4073	3471	732	1685	19974	868.4						

WINDSOR EXPRESS REGULAR SEASON PLAYER STATS

#	Player	GP	GS	MIN	AVG	FG	FGA	PCT	3P	3PA	.PCT	FTFTA	.PCTOR	DR	REBR/G	PF	A	TO	BLK	ST	PTS	P/G									
5	Stefan Bonneau	25	21	939	37.5	185	380	.487	60	143	.420	145	163	.890	49	76	125	5.0	45	120	57	4	34	575	23.0						
24	Chris Commons	24	23	898	37.4	180	396	.455	27	102	.265	56	81	.691	39	127	166	6.9	78	64	62	28	23	443	18.5						
15	Quinnel Brown	24	23	906	37.8	154	335	.460	27	93	.290	55	79	.696	26	138	164	6.8	61	52	65	16	28	390	16.3						
12	Darren Duncan	23	18	851	37.0	85	206	.413	28	75	.373	129	148	.872	13	95	108	4.7	60	196	66	4	49	327	14.2						
2	DeAndre Thomas	24	19	597	24.9	109	231	.472	1	1	1.000	75	118	.636	52	110	162	6.8	84	25	56	17	25	294	12.3						
11	Papa Oppong	26	10	592	22.8	66	173	.382	29	98	.296	26	31	.839	15	60	75	2.9	44	30	29	3	24	187	7.2						
10	Kevin Loiselle	25	10	682	27.3	69	143	.483	0	12	.000	47	84	.560	51	113	164	6.6	107	30	43	18	28	185	7.4						
33	Erik Parker	24	6	336	14.0	29	71	.408	2	7	.286	17	22	.773	31	34	65	2.7	54	9	8	7	0	77	3.2						
14	Dominique Buckley	6	0	86	14.3	15	34	.441	12	22	.545	6	6	1.000	1	6	7	1.2	9	6	8	0	2	48	8.0						
23	DeAndre Hall	19	0	183	9.6	17	48	.354	0	7	.000	10	16	.625	6	17	23	1.2	27	14	5	1	4	44	2.3						
44	Nick Evans	10	0	78	7.8	9	23	.391	0	1	.000	1	4	.250	5	14	19	1.9	18	1	10	4	1	19	1.9						
22	Paul Williams	9	0	51	5.7	4	16	.250	2	10	.200	6	6	1.000	2	8	10	1.1	4	4	0	1	1	16	1.8						
4	Jason Dawson	2	0	9	4.5	1	2	.500	0	0	.000	0	0	.000	0	0	0	0.0	0	5	0	0	0	2	1.0						
14	Tommy Freeman	3	0	15	5.0	0	1	.000	0	0	.000	0	0	.000	0	0	0	0.0	2	0	0	0	1	0	0.0						
32	R.J. Wells	9	1	11	1.2	0	1	.000	0	0	.000	0	0	.000	2	1	3	0.3	0	1	1	0	0	0	0.0						
40	Terance Licorish	1	0	0	0.0	0	0	.000	0	0	.000	0	0	.000	0	0	0	0.0	0	0	0	0	0	0	0.0						
TEAM														8		74	82														
Windsor Express		26		6233		923	2060	.448	188	571	.329	573	758	.756	300	873	1173	45.1	593	557	419	102	220	2607	100.3						
Opponents		26		46420		7185	16270	.442	1617	4591	.352	3761	5330	.706	2676	6938	9614	369.8	4398	4053	3376	689	1631	19748	759.5						

NATIONAL BASKETBALL LEAGUE OF CANADA LEAGUE OFFICE CONTACT INFORMATION

 <p>National Basketball League of Canada</p>	<p>Executive Offices</p> <p>120 Eglinton Avenue East, 8th Floor Toronto, Ont. M4P 1E2 PHONE: (416)-322-5188 FAX: (416)-322-6371 info@nblcanada.ca Connect with us: www.nblcanada.ca www.twitter.com/nblcanda www.facebook.com/nblcanada</p>	 <p>Ligue nationale de basketball du Canada</p>
--	---	---