



THE NATIONAL BASKETBALL LEAGUE OF CANADA WEEKLY REPORT

Volume 3, Issue 12

January 19, 2014

GAMES PLAYED

Wed. Jan. 15

Windsor 86, London 78
(game played at Caesars Windsor)

Thu. Jan. 16

Moncton 120, Halifax 115 (OT)
Ottawa 100, Mississauga 98
Saint John 106, The Island 104

Fri. Jan. 17

The Island 129, Saint John 127

Sat. Jan. 18

Mississauga 84, Moncton 81
Windsor 118, Brampton 106
Halifax 113, London 110

Sun. Jan. 19

The Island 97, Moncton 85
Halifax 102, Mississauga 93
Saint John 103, London 98

ATLANTIC DIVISION

Team	W	L	.PCT	GB
Saint John	16	10	.615	--
The Island	13	13	.500	3
Moncton	9	18	.333	7.5
Halifax	6	21	.222	10.5

CENTRAL DIVISION

Team	W	L	.PCT	GB
Windsor	21	7	.750	--
Brampton	18	8	.692	2
London	18	9	.667	2.5
Ottawa	13	14	.481	7.5
Mississauga	8	22	.267	14

UPCOMING GAMES (all times local)

Wed. Jan. 22

Ottawa at London 7:00 PM EST

Thu. Jan. 23

Halifax at Saint John 7:00 PM AST
The Island at Moncton 7:00 PM AST
Brampton at Ottawa 7:30 PM EST

Fri. Jan. 24

The Island at Saint John 7:00 PM AST

Sat. Jan. 25

London at Mississauga 7:00 PM EST
Windsor at Brampton 7:00 PM EST




Sun. Jan. 26

Brampton at London 2:00 PM EST
Moncton at Halifax 2:00 PM AST

All content Copyright © 2014 · National Basketball League of Canada. All Rights Reserved.
"The National Basketball League of Canada Weekly Report" is edited by Chuck Miller.



NBL TEAM REPORTS

<p>Brampton A's</p> <p>7575 Kennedy Road S. Brampton ON L6W 4T2 Phone: (519) 943-0781 Fax: (519) 940-3730 Head Coach: David Magley Home Arena: Powerade Centre bramptonas.ca</p> 	<p>The Brampton A's are in a three-way dogfight with the London Lightning and Windsor Express to claim the Central Division regular season title. But a 118-106 loss Saturday night on the road to the Express didn't help Brampton's cause. In the loss, Cedric Moodie led the A's in scoring (20) and rebounds (11), while Evaldas Zabas and Brent Jennings finished with 14 and 13 points, respectively.</p>
<p>Halifax Rainmen</p> <p>1888 Brunswick Street, Suite 611 Halifax, Nova Scotia B3J 3J8 Phone: (902) 444-RAIN, (902) 444-7246 Fax: 1-866-424-4267 Head Coach: Craig Hodges Home arena: Halifax MetroCentre rainmenbasketball.ca</p> 	<p>The Halifax Rainmen need to get victories and quickly. And in Thursday night's road battle with the Moncton Miracles, Halifax came close to a win – only to lose in overtime, 120-115. Seven Rainmen players scored in double figures, led by George Goode (18) and Jason Williams (17). Tim Parham achieved a double-double of 17 points and 10 rebounds.</p> <p>A much-needed upset victory came against the two-time NBL champion London Lightning at the Halifax MetroCentre on Saturday night. With Jason Williams powering 31 points, and 15 points apiece from Chris Matthews and Malcolm Grant, the Rainmen snagged a 113-110 win over London in front of over 2,300 fans at the MetroCentre.</p> <p>On Sunday afternoon, Halifax made it two wins in a row, and three of their last four games, with a 102-93 triumph over the Mississauga Power. The victory was fueled by 21 points from Chris Matthews and 20 points from Jason Williams; Jajuan Cooley and Olumuyiwa Famutimi added 12 points apiece; Famutimi also stole the ball four times.</p>
<p>The Island Storm</p> <p>46 Kensington Rd. Charlottetown, PEI C1A 5H7 Phone: (902) 629-6600 Fax: (902) 629-6650 Head Coach: Joseph Salerno Home Venue: EastLink Arena stormbasketball.ca</p> 	<p>The Island Storm still have a chance to claim the NBL's Atlantic Division title; and if they can take a victory or two against the Saint John Mill Rats in a home-and-away series, they could get closer to the division lead. On Thursday night, despite 27 points from Antonio Ballard and a 20-point, 17-rebound night from Steve Tchiengang, the Storm lost a heartbreaker 106-104 on a last-second Saint John putback. The newly-acquired Nick Okorie added 17 points; Al Stewart finished with nine assists.</p> <p>Cross the Confederation Bridge and it's time for these two teams to meet again, this time on Friday night. And with a 26-point, 12-rebound night from Antonio Ballard, along with 20 points for Nick Okorie and 18 points from a too-tall Ed Jones, the Storm avenged Thursday's loss with a Friday victory, 129-127 over the Mill Rats.</p> <p>A second win for the Island Storm came on Sunday afternoon, as Nick Okorie scored 27 points en route to the Storm's 97-85 victory over the Miracles. Adrian Moss scored 13 points and distributed 12 assists for a double-double, while Antonio Ballard added 14 points.</p>

London Lightning

358 Horton Street E.
London, Ontario N6B
1L7

Phone: (519) 433-
0634

Fax: (519) 433-9849

Head Coach: Micheal Ray Richardson

Home arena: Budweiser Gardens

lightningbasketball.ca



In a battle between the NBL Central Division's top two teams, London faced off against Windsor at a different road venue, Caesars Windsor. But despite 23 points from Tony Bennett, and a 17-point, 12-rebound night for Marvin Phillips, London lost the game 86-78. Elvin Mims was the only other Lightning player to score in double figures, with 12 points.

Then it was off to the Maritimes for the Lightning, as they first faced the Halifax Rainmen on Saturday night. But even with 28 points from Tony Bennett, and a 21-point night off the bench for Eric Frederick, the Lightning lost 113-110 to the Atlantic Division cellar-dwelling Rainmen. Marvin Phillips (16) and Greg Surmacz (13) also scored in double figures for the Lightning.

Micheal Ray Richardson's crew then tried one more time to snag a win for the week, but they ran into the NBL's Atlantic Division-leading Saint John Mill Rats, who stopped the black and gold 103-98 at Harbour Station. Tim Ellis was the top scorer for the Lightning, with 26 points on 13-for-16 shooting. Tony Bennett had a double-double of 19 points and 11 assists; Darin Mency added 18 points from the bench. The loss left London with a three-game losing streak, matching their record for most consecutive games lost.

Mississauga Power

5500 Rose Cherry
Place

Mississauga, ON
L4Z 4B6

Office: 647-559-6012

Head Coach: David "D.J." Joseph

Home Arena: Hershey Centre

powerbasketball.ca



The Mississauga Power tried turning their languid season around by trading away their top scorer, Nick Okorie, for one of the top scorers in the NBL's Atlantic Division, Greg Plummer. Plummer paid off immediately for the Power, scoring 28 points. Unfortunately for David Joseph's crew, the Power lost their twelfth straight game, 100-98 to the Ottawa SkyHawks. Morgan Lewis had a double-double of 24 points and 13 rebounds, while Alex Johnson earned a double-double of 13 points and 10 assists.

When the Power began their road trip to the Maritimes, Greg Plummer continued to lead Mississauga in scoring, and his 25 points, combined with 12 rebounds and 4 steals, helped Mississauga break their losing streak and take an 84-81 road victory Saturday night over the Moncton Miracles. Dwight McCombs and Thijin Moses added 13 and 11 points, respectively, McCombs and Shamus Ferguson both had 9 rebounds apiece.

Mississauga finished up the weekend road trip with a rough 102-93 loss to the Halifax Rainmen on Sunday afternoon. In the defeat, Morgan Lewis led the Power with 27 points on 10-for-14 shooting from the floor, including four 3-pointers; Lewis also had 11 rebounds. Dwight McCombs also had a double-double of 22 points and 13 boards.

Moncton Miracles

740 Rue Main
Street

Moncton, New Brunswick E1C 1E6

Team phone: (506) 204-7730

Team fax: (506) 204-7840

Head Coach: Dennis Truax

Home arena: Moncton Coliseum

miraclesbasketball.ca



Moncton may not have enough games left on their schedule to claim the NBL Atlantic Division title, but they can still fight for the #2 seed and get home-court advantage in the first round of the playoffs. And in order to do that, they needed victories like the one garnered on Thursday night, a 120-115 overtime triumph against the Halifax Rainmen. Stanley Robinson hit a double-double of 25 points and 11 rebounds, while Trayvon Lathan and Johnny Mayhane powered 24 and 19 points, respectively. Oliver McNally didn't start, but he did yank down 10 rebounds once he got into the game.

Unfortunately for Moncton, their momentum turned over on Saturday night, as the Mississauga Power came in and took an 84-81 upset victory over the New Brunswick crew. Johnny Mayhane scored 20 points – almost one-quarter of Moncton's entire scoring output – while Travis George pulled down 13 rebounds. Stanley Robinson garnered nine points and blocked three shots.

The Miracles' week ended on Sunday with a 97-85 defeat on the road at the hands of The Island Storm. Johnny Mayhane was the top scorer for the Miracles with 14 points, while Travis George and Sylvania Watkins had 7 rebounds apiece.

Ottawa SkyHawks



2451 St. Joseph Blvd, Suite 219
Ottawa, ON K1C 1E9
Phone: (613) 424-8733
Head coach: Jaren Jackson
Home arena: Canadian Tire Centre
ottawaskyhawks.com

In their only contest this week, Jaren Jackson's Ottawa SkyHawks traveled to Mississauga on Thursday night to face the Power. And riding two 18-point nights by Jamie Vanderbecken and Ryan Anderson, Ottawa took a 100-98 win over Mississauga. Jermaine Johnson earned 16 points off the bench, while Stefan Welsh distributed 8 assists.

Saint John Mill Rats



133 Prince William Street, Suite 9
Saint John, NB E2L 2B5
Office: (506) 214-4454
Fax: (506) 652-1562
Head Coach: Rob Spon
Home Venue: Harbour Station
millratsbasketball.ca

Upcoming for the Saint John Mill Rats – a two-game home-and-away matchup with The Island Storm. The first game, on Thursday night at Harbour Station, saw the Mill Rats take a 106-104 win on a last-second put-back by Jermaine Blackburn. Blackburn finished with 14 points and 9 rebounds. Anthony Anderson turned into a scoring machine for the Rats with 37 points; Tyrone Levett added 18.

The Rats and Storm took another run at each other 24 hours later in Prince Edward Island, this time the Storm took the win 129-127. Anthony Anderson was again the hot scorer for the Mill Rats, as he dropped 39 team-high points into the cylinder; he also had nine assists. Tyrone Levett contributed 21 points, while Doug Herring Jr. finished with 16 points and 9 rebounds.

The Rats recovered from that loss on Sunday afternoon, as they defeated the two-time NBL champion London Lightning 103-98 in front of over 2,000 fans at Harbour Station. Anthony Anderson and Tyrone Levett combined with 27 and 26 points, respectively; Anderson had nine assists and four steals, while Levett pulled down eight rebounds.

Windsor Express



720 Ouellette Ave, Box 24
Windsor, Ontario N9A 1C2
Phone: (519) 800-3665
Head Coach: Bill Jones
Home Venue: WFCU Centre
www.expressbasketball.ca

It was the marquee game on the Express schedule – a Wednesday evening matchup with the London Lightning, at a special location – Caesars Windsor. With 2,800 fans in attendance, and a star-studded guest crew that featured former Detroit Pistons Derrick Coleman and Rick Mahorn, as well as boxing legend Thomas "Hit Man" Hearns, the Express took London to the canvas and won 86-78. Stefan Bonneau and Quinzel Brown both scored 21 points apiece, while Darren Duncan added 14 points and 8 assists. Kevin Loiselle was the top rebounder for Windsor, he pulled down 14 boards.

Next up for the Express was a return to their home court, the WFCU Centre, to face the other major threat to the Express' run for an NBL Central Division title and home-court advantage throughout the postseason – the Brampton A's. And with 26 points from Chris Commons, as well as 24 from Stefan Bonneau and a 16-point, 13-assist night from Darren Duncan, the Express triumphed 118-106 to remain atop the Central Division. Quinzel Brown had a double-double of 16 points and 11 boards.

Game reports compiled via team press releases, and from articles appearing in newspapers from the teams' home locations.

NBL CANADA TRANSACTIONS

January 13, 2014: Saint John Mill Rats signed and activated Jonas Pierre. Released Mike Anderson.

January 15, 2014: Windsor Express activated R.J. Wells.

January 15, 2014: London Lightning signed and activated Eric Frederick.

NBL CANADA PLAYER OF THE WEEK

The National Basketball League of Canada is pleased to announce that Anthony Anderson of the Saint John Mill Rats has been named Player of the Week for the week ending January 19, 2014. This is the third time Anderson has earned this honour, and he becomes the first NBL player to win the "Player of the Week" award in three consecutive seasons.

Anderson, a 5'11" guard who played collegiately at the University of Massachusetts, averaged 34.3 points, 7.3 assists and 2.3 steals in three Mill Rats games, including two victories, keeping the Mill Rats atop the NBL's Atlantic Division.

Anderson is also the third player in NBL Canada history to earn Player of the Week honours three times; he joins Morgan Lewis and Gabe Freeman as three-time winners.

PREVIOUS NBL CANADA PLAYERS OF THE WEEK:

November 3, 2013 – Stefan Bonneau, Windsor Express.

November 10, 2013 – Stanley Robinson, Moncton Miracles.

November 17, 2013 – Doug Herring Jr., Saint John Mill Rats.

November 24, 2013 – Cavell Johnson, Brampton A's.

December 1, 2013 – Elvin Mims, London Lightning.

December 8, 2013 – Antonio Ballard, The Island Storm.

December 15, 2013 – Tim Parham, Halifax Rainmen

December 22, 2013 – Garrett Williamson, London Lightning.

December 29, 2013 – Ryan Anderson, Ottawa SkyHawks.

January 5, 2014 – Johnny Mayhane, Moncton Miracles.

January 12, 2014 – Garrett Williamson, London Lightning.

January 19, 2014 – Anthony Anderson, Saint John Mill Rats.

PREVIOUS NBL CANADA COACHES OF THE MONTH:

November 2013 – David Magley, Brampton A's.

December 2013 – Bill Jones, Windsor Express.

TOP 20 SINGLE GAME ATTENDANCE FIGURES, 2013-14 SEASON

1.	5,802	Budweiser Gardens	Mississauga at London	November 2, 2013
2.	3,834	Budweiser Gardens	Brampton at London	December 8, 2013
3.	3,828	Budweiser Gardens	Brampton at London	January 10, 2014
4.	3,607	Budweiser Gardens	Halifax at London	December 19, 2013
5.	3,579	Budweiser Gardens	Mississauga at London	December 29, 2013
6.	3,414	Budweiser Gardens	Moncton at London	November 30, 2013
7.	3,250	Budweiser Gardens	Ottawa at London	January 5, 2014
8.	3,189	Budweiser Gardens	Windsor at London	December 7, 2013
9.	2,979	Budweiser Gardens	Windsor at London	January 1, 2014
10.	2,909	Budweiser Gardens	Windsor at London	November 15, 2013
11.	2,860	Budweiser Gardens	Mississauga at London	December 12, 2013
12.	2,853	Harbour Station	The Island at Saint John	November 10, 2013
13.	2,800	Caesars Windsor	London at Windsor	January 15, 2014
14.	2,663	Budweiser Gardens	Ottawa at London	November 9, 2013
15.	2,600	Canadian Tire Centre	Windsor at Ottawa	November 2, 2013
16.	2,564	EastLink Arena	Saint John at The Island	November 2, 2013
17.	2,519	Powerade Centre	Mississauga at Brampton	November 15, 2013
18.	2,375	Halifax MetroCentre	London at Halifax	January 18, 2014
19.	2,242	Budweiser Gardens	Mississauga at London	November 17, 2013
20.	2,214	Moncton Coliseum	Brampton at Moncton	November 1, 2013

NBL CANADA 2013-14 TRIPLE-DOUBLES

December 8, 2013	Cedric Moodie	Brampton at London	15 pts, 11 rebs, 10 assists
December 13, 2013	Trayvon Lathan	Moncton at Halifax	12 pts, 12 rebs, 10 assists
January 9, 2014	Anthony Anderson	Saint John v. Halifax	14 pts, 10 rebs, 10 assists

NATIONAL BASKETBALL LEAGUE OF CANADA PLAYOFF STANDINGS

AS OF JANUARY 20, 2014

ATLANTIC DIVISION

Team	W	L	.PCT	#1 Seed
Saint John	16	10	.615	Magic # = 1 1-Island, 6-Moncton, 3-Halifax
The Island	13	13	.500	
Moncton	9	18	.333	
Halifax	6	21	.222	

CENTRAL DIVISION

Team	W	L	.PCT	#1 Seed
Windsor	21	7	.750	Magic # = 1 1-Brampton, 10-London, 5-Ottawa
Brampton	18	8	.692	
London	18	9	.667	
Ottawa	13	14	.481	
Mississauga	8	22	.267	

NUMBER ONE OVERALL SEED

Team	W	L	.PCT	#1 Overall Seed
Windsor	21	7	.750	Magic # = 1 1-Bra, 10-Lon, 9-StJ, 6-Isl, 5-Ott
Brampton	18	8	.692	
London	18	9	.667	
Saint John	16	10	.615	
The Island	13	13	.500	
Ottawa	13	14	.481	

The National Basketball League of Canada has confirmed the following playoff format for the 2013-14 NBL season. The magic number listed will count down to clinching the regular season division lead. When the magic number reaches zero, the team in first place has mathematically clinched the division title.

At the end of the season, the #4 and #5 teams in the Central Division will have a one-game "play-in" match at the #4's home court. The winner of that game will continue in the playoffs and be seeded as #4 in the Central Division.

In the NBL quarterfinals, teams #1-#4 and teams #2-#3 will play each other in a best-of-five series, with a 2-2-1 format. The higher seed will have home court for games 1, 2 and

(if necessary) 5.

In the NBL semifinals, the divisional teams will face each other in a best-of-seven series, with a 2-2-1-1-1 format. The higher seed will host games 1, 2, and (if necessary) 5 and 7.

The remaining team in each division will play each other in the NBL Finals, which will be a best-of-seven series with a 2-3-2 format. The team with the higher regular season winning percentage will receive home court advantage for Games 1, 2 and (if necessary) 6 and 7. The winner of that series will be named National Basketball League of Canada Playoff Champion and receive a championship trophy commemorating their victory.

In the event that two or more teams are tied in terms of playoff seeding, the following tiebreakers will take place, in order of importance:

- (1) head-to-head record shall determine the winner;
- (2) if still a tie, head-to-head record against common opponents will determine the winner;
- (3) if still a tie, points scored in head to head competition will determine the winner;
- (4) if still a tie, average margin of victory in head to head competition will determine the winner;
- (5) if still a tie, the team correctly calling the flip of a coin will be seeded higher.

Playoff format subject to change due to venue availability.

NBL PLAYER STATS (courtesy DakStats, <http://www.dakstats.com>)

SCORING AVERAGE	G	FG	3P	FT	PTS	AVG
Anthony Anderson, Saint John	26	209	72	126	616	23.7
Stefan Bonneau, Windsor	27	198	67	157	620	23.0
Antonio Ballard, The Island	25	190	29	139	548	21.9
Johnny Mayhane, Moncton	27	166	88	117	537	19.9
Garrett Williamson, London	27	188	13	143	532	19.7
Ryan Anderson, Ottawa	27	151	82	127	511	18.9
Chris Commons, Windsor	26	194	29	63	480	18.5
Nick Okorie, MIS-The Island	29	185	62	80	512	17.6
Cedric Moodie, Brampton	26	138	70	102	448	17.2
Justin Tubbs, Ottawa	25	149	60	56	414	16.6

SCORING AVERAGE	G	FG	3P	FT	PTS	AVG
Quinnel Brown, Windsor	26	169	31	58	427	16.4
Tyrone Levett, Saint John	26	136	57	90	419	16.1
Tony Bennett, London	14	83	26	28	220	15.7
Marvin Phillips, London	26	150	41	64	405	15.6
Trayvon Lathan, Moncton	24	150	1	67	368	15.3
Evaldas Zabas, Brampton	25	133	28	84	378	15.1
Doug Herring Jr., Saint John	26	136	32	87	391	15.0
Stanley Robinson, Moncton	26	159	3	64	385	14.8
Greg Plummer, ISL-Mississauga	25	131	58	51	371	14.8
Darren Duncan, Windsor	25	97	30	133	357	14.3

REBOUNDS	G	REB	AVG
Tim Parham, Halifax	27	280	10.37
Marvin Phillips, London	26	246	9.46
Antonio Ballard, The Island	25	228	9.12
Dwight McCombs, Mississauga	30	253	8.43
Stanley Robinson, Moncton	26	212	8.15
Jermaine Johnson, Ottawa	27	214	7.93
Ryan Anderson, Ottawa	27	209	7.74
Travis George, Moncton	16	116	7.25
Trayvon Lathan, Moncton	24	173	7.21
Quinnel Brown, Windsor	26	187	7.19

3-POINTERS MADE (min 50 made)	G	3P	3Ppg
Johnny Mayhane, Moncton	27	88	3.26
Ryan Anderson, Ottawa	27	82	3.04
Anthony Anderson, Saint John	26	72	2.77
Cedric Moodie, Brampton	26	70	2.69
Stefan Bonneau, Windsor	27	67	2.48
Justin Tubbs, Ottawa	25	60	2.40
Greg Plummer, ISL-Mississauga	25	58	2.32
Scottie Haralson, Brampton	26	57	2.19
Tyrone Levett, Saint John	26	57	2.19
Nick Okorie, MIS-The Island	29	62	2.13

BLOCKED SHOTS	G	BLK	AVG
Cavell Johnson, Brampton	26	45	1.73
Fred Sturdivant, Ottawa	25	33	1.32
Dwight McCombs, Mississauga	30	37	1.23
Chris Commons, Windsor	26	32	1.23
Travis George, Moncton	16	18	1.13
Tim Parham, Halifax	27	29	1.07

STEALS	G	STL	AVG
Juajuan Cooley, Halifax	27	80	2.96
Al Stewart, The Island	24	60	2.50
Darren Duncan, Windsor	25	51	2.04
Ryan Anderson, Ottawa	27	53	1.96
Doug Herring Jr., Saint John	26	48	1.85
Greg Plummer, ISL-Mississauga	25	45	1.80
Tony Bennett, London	14	24	1.71
Johnny Mayhane, Moncton	27	42	1.56
Trayvon Lathan, Moncton	24	36	1.50
Several players with			1.48

ASSISTS	G	AST	AVG
Darren Duncan, Windsor	25	217	8.68
Anthony Anderson, Saint John	26	167	6.42
Juajuan Cooley, Halifax	27	169	6.26
Jerice Crouch, Ottawa	27	169	6.26
Al Stewart, The Island	24	149	6.21
Tony Bennett, London	14	86	6.14
Alex Johnson, Mississauga	30	170	5.67
Oliver McNally, Moncton	20	101	5.05
Adrian Moss, The Island	17	80	4.71
Stefan Bonneau, Windsor	27	126	4.67

FIELD GOAL PERCENTAGE (min 150 attempts)	FGM	FGA	PCT
Garrett Williamson, London	188	345	.545
Jermaine Dailey, Moncton	108	200	.540
Flenard Whitfield, Brampton	97	181	.536
Antonio Ballard, The Island	190	361	.526
Raven Barber, Halifax	117	228	.513
Jermaine Blackburn, Saint John	126	246	.512
Al Stewart, The Island	88	174	.506
Justin Tubbs, Ottawa	149	296	.503
Tim Parham, Halifax	110	219	.502

FREE THROW PERCENTAGE (min 100 attempts)	FTM	FTA	PCT
Stefan Bonneau, Windsor	157	176	.892
Tyrone Levett, Saint John	90	102	.882
Cedric Moodie, Brampton	102	116	.879
Darren Duncan, Windsor	133	154	.864
Juajuan Cooley, Halifax	89	104	.856
Ryan Anderson, Ottawa	127	150	.847
Johnny Mayhane, Moncton	117	140	.836
Anthony Anderson, Saint John	126	157	.803

3-POINT GOALS PERCENTAGE (min 100 attempts)	3PM	3PA	PCT
Stefan Bonneau, Windsor	67	153	.438
Justin Tubbs, Ottawa	60	141	.426
Tyrone Levett, Saint John	57	134	.425
Cedric Moodie, Brampton	70	166	.422
Scottie Haralson, Brampton	57	139	.410
Chris Matthews, STJ-Halifax	55	135	.407
Greg Plummer, ISL-Mississauga	58	148	.391
Ryan Anderson, Ottawa	82	211	.389

NATIONAL BASKETBALL LEAGUE OF CANADA SCHEDULES AND RESULTS

BRAMPTON A'S GAME-BY-GAME

Date	H/A	Opponent	Score	W	L	Rec	Att	Leading Scorer
11/1/2013	A	Moncton Miracles	113-89	W		1-0	2,214	Cedric Moodie (31)
11/3/2013	A	Halifax Rainmen	99-91	W		2-0	850	Cavell Johnson (28)
11/5/2013	A	Mississauga Power	107-95	W		3-0	339	Cedric Moodie (21)
11/15/2013	H	Mississauga Power	98-92	W		4-0	2,519	Evaldas Zabas (23)
11/16/2013	H	London Lightning	93-107		L	4-1	643	Cavell Johnson (18); Jordan Hamilton (18)
11/17/2013	A	Windsor Express	77-93		L	4-2	451	Cavell Johnson (17)
11/18/2013	H	Windsor Express	105-103	W		5-2	877	Cedric Moodie (19)
11/21/2013	H	Ottawa SkyHawks	124-87	W		6-2	451	Cavell Johnson (25)
11/23/2013	A	Saint John Mill Rats	107-102	W		7-2	1,985	Cavell Johnson (24)
11/24/2013	A	The Island Storm	101-100	W		8-2	1,306	Cavell Johnson (21)
11/25/2013	H	Windsor Express	115-105	W		9-2	842	Cavell Johnson (19), Evaldas Zabas (19)
12/2/2013	H	Ottawa SkyHawks	102-114		L	9-3	518	Cedric Moodie (19)
12/5/2013	A	Ottawa SkyHawks	108-129		L	9-4	202	Cedric Moodie (18)
12/6/2013	H	Moncton Miracles	124-88	W		10-4	874	Jameson Tipping (21)
12/8/2013	A	London Lightning	108-101	W		11-4	3,834	Kevin Francis (25)
12/11/2013	A	Ottawa SkyHawks	97-111		L	11-5	540	Cedric Moodie (22)
12/14/2013	H	Ottawa SkyHawks	114-101	W		12-5	369	Evaldas Zabas (29)
12/19/2013	A	Mississauga Power	97-91	W		13-5	544	Kevin Francis (19), Melvin Council (19)
12/20/2013	H	Mississauga Power	108-101	W		14-5	621	Cedric Moodie (22)
12/23/2013	H	Halifax Rainmen	107-92	W		15-5	420	Scottie Haralson (20)
12/29/2013	A	Ottawa SkyHawks	108-115		L	15-6	1,217	Cavell Johnson (22)
1/4/2014	H	London Lightning	108-103	W		16-6	780	Cedric Moodie (33)
1/9/2014	A	London Lightning	95-107		L	16-7	3,828	Cedric Moodie (19)
1/10/2014	H	Ottawa SkyHawks	99-89	W		17-7	410	Melvin Council (20)
1/11/2014	H	Mississauga Power	113-106	W		18-7	684	Scottie Haralson (21)
1/18/2014	A	Windsor Express	106-118		L	18-8	696	Cedric Moodie (20)

HALIFAX RAINMEN GAME-BY-GAME

Date	H/A	Opponent	Score	W	L	Rec	Att	Leading Scorer
11/1/2013	H	Saint John Mill Rats	85-105		L	0-1	1,250	Jujuan Cooley (14)
11/3/2013	H	Brampton A's	91-99		L	0-2	850	Stephen Sir (22)
11/6/2013	A	Ottawa SkyHawks	100-111		L	0-3	541	Jujuan Cooley (26)
11/7/2013	A	Mississauga Power	96-112		L	0-4	117	Jujuan Cooley (18)
11/10/2013	H	Moncton Miracles	101-103 (OT)		L	0-5	1,200	Stephen Sir (30)
11/17/2013	H	Saint John Mill Rats	81-88		L	0-6	2,100	Raven Barber (18)
12/5/2013	A	Saint John Mill Rats	102-107		L	0-7	1,224	Cheyne Gadson (22)
12/7/2013	H	Ottawa SkyHawks	108-117		L	0-8	1,100	George Goode (23)
12/8/2013	H	The Island Storm	107-108		L	0-9	1,210	Tim Parham (19), Cheyne Gadson (19)
12/12/2013	H	Windsor Express	84-104		L	0-10	950	Stephen Sir (21)
12/13/2013	H	Moncton Miracles	95-89	W		1-10	900	David Lawrence (18)
12/14/2013	H	The Island Storm	84-82	W		2-10	750	David Lawrence (22)
12/19/2013	A	London Lightning	90-108		L	2-11	3,607	David Lawrence (18)
12/20/2013	A	Windsor Express	91-98		L	2-12	340	Cheyne Gadson (16)
12/23/2013	A	Brampton A's	92-107		L	2-13	420	Jason Williams (15), Raven Barber (15)
12/26/2013	A	The Island Storm	98-106		L	2-14	1,500	Jujuan Cooley (15)
12/27/2013	H	Saint John Mill Rats	98-91	W		3-14	2,010	George Goode (15)
12/29/2013	H	Saint John Mill Rats	107-121		L	3-15	2,156	Jason Williams (26)
12/31/2013	A	The Island Storm	95-107		L	3-16	1,407	Jujuan Cooley (24)
1/2/2014	A	Moncton Miracles	89-92		L	3-17	1,683	Jason Williams (15), George Goode (15)
1/3/2014	A	Saint John Mill Rats	88-98		L	3-18	1,466	Jason Williams (16), Raven Barber (16)
1/4/2014	H	Moncton Miracles	87-89		L	3-19		Chris Matthews (21)
1/9/2014	A	Saint John Mill Rats	91-100		L	3-20	1,466	Jujuan Cooley (19)
1/12/2014	H	The Island Storm	96-88	W		4-20	1,423	Chris Matthews (25)
1/16/2014	A	Moncton Miracles	115-120 (OT)		L	4-21		George Goode (18)
1/18/2014	H	London Lightning	113-110	W		5-21	2,375	Jason Williams (31)
1/19/2014	H	Mississauga Power	102-93	W		6-21	1,920	Chris Matthews (21)

THE ISLAND STORM GAME-BY-GAME

Date	H/A	Opponent	Score	W	L	Rec	Att	Leading Scorer
11/2/2013	H	Saint John Mill Rats	100-93	W		1-0	2,564	Antonio Ballard (22), Greg Plummer (22)
11/3/2013	H	Moncton Miracles	120-91	W		2-0	2,050	Antonio Ballard (24), Amani Daanish (24)
11/7/2013	H	Moncton Miracles	94-97		L	2-1	1,660	Antonio Ballard (20)
11/10/2013	A	Saint John Mill Rats	129-93	W		3-1	2,853	Amani Daanish (21)
11/14/2013	H	Saint John Mill Rats	90-117		L	3-2	1,894	Antonio Ballard (22)
11/17/2013	H	Moncton Miracles	111-101	W		4-2	1,618	Semaj Inge (21)
11/21/2013	A	Windsor Express	86-90		L	4-3	441	Greg Plummer (22)
11/22/2013	A	Ottawa SkyHawks	99-113		L	4-4	2,100	Antonio Ballard (28)
11/24/2013	H	Brampton A's	100-101		L	4-5	1,306	Antonio Ballard (31)
11/30/2013	H	Mississauga Power	118-107	W		5-5	1,109	Antonio Ballard (20)
12/6/2013	H	Saint John Mill Rats	106-103	W		6-5	1,471	Antonio Ballard (31)
12/8/2013	A	Halifax Rainmen	108-107	W		7-5	1,210	Adrian Moss (33)
12/14/2013	A	Halifax Rainmen	82-84		L	7-6	750	Antonio Ballard (18)
12/16/2013	H	Windsor Express	103-91	W		8-6	1,062	Antonio Ballard (26)
12/20/2013	A	Saint John Mill Rats	100-96	W		9-6	1,477	Antonio Ballard (23)
12/26/2013	H	Halifax Rainmen	106-98	W		10-6	1,500	Semaj Inge (25)
12/27/2013	A	Moncton Miracles	94-107		L	10-7	1,530	Greg Plummer (20)
12/28/2013	A	Moncton Miracles	83-96		L	10-8	1,580	Antonio Ballard (18)
12/31/2013	H	Halifax Rainmen	107-95	W		11-8	1,407	Antonio Ballard (22), Jeremy Williams (22)
1/2/2014	A	Saint John Mill Rats	94-102		L	11-9	1,408	Antonio Ballard (23)
1/5/2014	A	Moncton Miracles	89-101		L	11-10		Antonio Ballard (19)
1/11/2014	H	London Lightning	118-121 (OT)		L	11-11	1,727	Antonio Ballard (34)
1/12/2014	A	Halifax Rainmen	88-96		L	11-12	1,466	Antonio Ballard (22)
1/16/2014	A	Saint John Mill Rats	104-106		L	11-13	1,461	Antonio Ballard (27)
1/17/2014	H	Saint John Mill Rats	129-127	W		12-23	1,304	Antonio Ballard (26)
1/19/2014	H	Moncton Miracles	97-85	W		13-13	1,283	Nick Okorie (27)

LONDON LIGHTNING GAME-BY-GAME

Date	H/A	Opponent	Score	W	L	Rec	Att	Leading Scorer
11/1/2013	A	Windsor Express	103-115		L	0-1	1,260	Jaytornah Wisseh (24)
11/2/2013	H	Mississauga Power	97-99		L	0-2	5,802	Garrett Williamson (22)
11/9/2013	H	Ottawa SkyHawks	98-97	W		1-2	2,663	Garrett Williamson (24)
11/15/2013	H	Windsor Express	108-84	W		2-2	2,909	Garrett Williamson (21)
11/16/2013	A	Brampton A's	107-93	W		3-2	643	Garrett Williamson (20); Gabe Freeman (20)
11/17/2013	H	Mississauga Power	127-102	W		4-2	2,242	Maurice Bolden (26)
11/21/2013	A	Mississauga Power	114-91	W		5-2	1,308	Garrett Williamson (24)
11/23/2013	A	Windsor Express	97-93	W		6-2	942	Garrett Williamson (21)
11/30/2013	H	Moncton Miracles	101-91	W		7-2	3,414	Garrett Williamson (19), Elvin Mims (19)
12/4/2013	A	Ottawa SkyHawks	105-100	W		8-2	158	Garrett Williamson (28), Marvin Phillips (23)
12/5/2013	A	Mississauga Power	91-95		L	8-3	341	Elvin Mims (30)
12/7/2013	H	Windsor Express	111-117		L	8-4	3,189	Garrett Williamson (27)
12/8/2013	H	Brampton A's	101-108		L	8-5	3,834	Garrett Williamson (36)
12/12/2013	H	Mississauga Power	87-84	W		9-5	2,860	Garrett Williamson (25)
12/19/2013	H	Halifax Rainmen	108-90	W		10-5	3,607	Garrett Williamson (18)
12/22/2013	A	Ottawa SkyHawks	98-90	W		11-5	665	Garrett Williamson (21)
12/27/2013	A	Mississauga Power	117-92	W		12-5	526	Garrett Williamson (25)
12/29/2013	H	Mississauga Power	99-76	W		13-5	3,579	Marvin Phillips (22)
1/1/2014	H	Windsor Express	93-82	W		14-5	2,979	Tony Bennett (22)
1/4/2014	A	Brampton A's	103-108		L	14-6	780	Marvin Phillips (19)
1/5/2014	H	Ottawa SkyHawks	120-108	W		15-6	3,250	Garrett Williamson (23)
1/9/2014	H	Brampton A's	107-95	W		16-6	3,828	Marvin Phillips (20)
1/11/2014	A	The Island Storm	121-118 (OT)	W		17-6	1,727	Garrett Williamson (36)
1/12/2014	A	Moncton Miracles	99-91	W		18-6		Garrett Williamson (23), Marvin Phillips (23)
1/15/2014	A	Windsor Express	78-86		L	18-7	2,800	Tony Bennett (23)
1/18/2014	A	Halifax Rainmen	110-113		L	18-8	2,375	Tony Bennett (28)
1/19/2014	A	Saint John Mill Rats	93-108		L	18-9	2,007	Tim Ellis (26)

MISSISSAUGA POWER GAME-BY-GAME

Date	H/A	Opponent	Score	W	L	Rec	Att	Leading Scorer
11/2/2013	A	London Lightning	99-97	W		1-0	5,802	Morgan Lewis (19)
11/5/2013	H	Brampton A's	95-107		L	1-1	339	Dwight McCombs (23), Nick Okorie (23)
11/6/2013	H	Halifax Rainmen	112-96	W		2-1	117	Mark Gomilla (20)
11/15/2013	A	Brampton A's	92-98		L	2-2	2,519	Dwight McCombs (16)
11/16/2013	A	Ottawa SkyHawks	92-95		L	2-3	586	William "Bo" Harris (23)
11/17/2013	A	London Lightning	102-127		L	2-4	2,242	Tyler Murray (19)
11/21/2013	H	London Lightning	91-114		L	2-5	1,308	William "Bo" Harris (22)
11/23/2013	A	Ottawa SkyHawks	97-101		L	2-6	1,098	Nick Okorie (27)
11/28/2013	H	Moncton Miracles	126-113	W		3-6	558	Morgan Lewis (26)
11/30/2013	A	The Island Storm	107-118		L	3-7	1,109	Nick Okorie (41)
12/1/2013	A	Saint John Mill Rats	98-95	W		4-7	1,438	Dwight McCombs (26)
12/4/2013	H	Windsor Express	85-102		L	4-8	139	Kirk Williams Jr. (21)
12/5/2013	H	London Lightning	95-91	W		5-8	341	Nick Okorie (35)
12/11/2013	H	Windsor Express	99-88	W		6-8	379	Dwight McCombs (20)
12/12/2013	A	London Lightning	84-87		L	6-9	2,860	Kirk Williams Jr. (17)
12/15/2013	H	Ottawa SkyHawks	111-108	W		7-9	811	Thijin Moses (27)
12/19/2013	H	Brampton A's	91-97		L	7-10	544	Nick Okorie (25)
12/20/2013	A	Brampton A's	101-108		L	7-11	641	Alex Johnson (24)
12/21/2013	A	Windsor Express	101-108		L	7-12	314	Nick Okorie (22)
12/27/2013	H	London Lightning	92-117		L	7-13	526	Morgan Lewis (18)
12/28/2013	H	Ottawa SkyHawks	89-100		L	7-14	534	Nick Okorie (20)
12/29/2013	A	London Lightning	76-99		L	7-15	3,579	Dwight McCombs (24)
1/3/2014	A	Windsor Express	91-101		L	7-16	356	Kirk Williams Jr. (21)
1/4/2014	H	Ottawa SkyHawks	93-106		L	7-17	530	Nick Okorie (18)
1/5/2014	A	Windsor Express	88-110		L	7-18	287	Nick Okorie (21), Eric Petty Jr. (21)
1/8/2014	H	Windsor Express	87-105		L	7-19	226	Nick Okorie (25)
1/11/2014	A	Brampton A's	113-106		L	7-20		Kirk Williams Jr. (24)
1/16/2014	H	Ottawa SkyHawks	98-100		L	7-21	318	Greg Plummer (28)
1/18/2014	A	Moncton Miracles	84-81	W		8-21		Greg Plummer (25)
1/19/2014	A	Halifax Rainmen	93-102		L	8-22	1,920	Morgan Lewis (27)

MONCTON MIRACLES GAME-BY-GAME

Date	H/A	Opponent	Score	W	L	Rec	Att	Leading Scorer
11/1/2013	H	Brampton A's	89-113		L	0-1	2,214	Sylvania Watkins (21)
11/3/2013	A	The Island Storm	91-120		L	0-2	2,050	Cornelius Vines (32)
11/7/2013	A	The Island Storm	97-94	W		1-2	1,660	Dominique Buckley (27)
11/9/2013	H	Saint John Mill Rats	109-112		L	1-3	1,563	Stanley Robinson (24)
11/10/2013	A	Halifax Rainmen	103-101 (OT)	W		2-3	1,200	Jermaine Dailey (25)
11/15/2013	H	Saint John Mill Rats	87-90		L	2-4	1,775	Trayvon Lathan (23)
11/17/2013	H	The Island Storm	101-111		L	2-5	1,618	Johnny Mayhane (26)
11/24/2013	A	Saint John Mill Rats	94-109		L	2-6	1,746	Tyrone Levett (25)
11/27/2013	A	Ottawa SkyHawks	114-126		L	2-7	860	Johnny Mayhane (27), Trayvon Lathan (27)
11/28/2013	A	Mississauga Power	113-126		L	2-8	558	Johnny Mayhane (27)
11/30/2013	A	London Lightning	91-101		L	2-9	3,414	Johnny Mayhane (28)
12/6/2013	A	Brampton A's	88-124		L	2-10	874	Alex DesRoches (16)
12/8/2013	A	Windsor Express	101-115		L	2-11	352	Travis George (19), Johnny Mayhane (19)
12/12/2013	H	Saint John Mill Rats	113-118		L	2-12	1,873	Trayvon Lathan (25)
12/13/2013	A	Halifax Rainmen	89-95		L	2-13	900	Johnny Mayhane (28)
12/26/2013	A	Saint John Mill Rats	116-126 (OT)		L	2-14	1,788	Johnny Mayhane (24)
12/27/2013	H	The Island Storm	104-97	W		3-14	1,530	Johnny Mayhane (30)
12/28/2013	H	The Island Storm	96-83	W		4-14	1,580	Stanley Robinson (26)
12/31/2013	A	Saint John Mill Rats	100-90	W		5-14	2,015	Johnny Mayhane (18), Trayvon Lathan (18)
1/2/2014	H	Halifax Rainmen	92-89	W		6-14	1,683	Oliver McNally (17)
1/4/2014	A	Halifax Rainmen	89-87	W		7-14		Johnny Mayhane (17)
1/5/2014	H	The Island Storm	101-89	W		8-14		Johnny Mayhane (28)
1/9/2014	H	Windsor Express	91-93		L	8-15		Johnny Mayhane (17), Trayvon Lathan (17)
1/12/2014	H	London Lightning	91-99		L	8-16		Johnny Mayhane (23)
1/16/2014	H	Halifax Rainmen	120-115 (OT)	W		9-16		Stanley Robinson (25)
1/18/2014	H	Mississauga Power	81-84		L	9-17		Johnny Mayhane (20)
1/19/2014	A	The Island Storm	85-97		L	9-18	1,283	Johnny Mayhane (14)

OTTAWA SKYHAWKS GAME-BY-GAME

Date	H/A	Opponent	Score	W	L	Rec	Att	Leading Scorer
11/2/2013	H	Windsor Express	105-113		L	0-1	2,600	Justin Tubbs (22), Tirrell Baines (22)
11/6/2013	H	Halifax Rainmen	111-100	W		1-1	541	Justin Tubbs (26)
11/9/2013	A	London Lightning	97-98		L	1-2	2,663	Justin Tubbs (21), Jermaine Johnson (21)
11/16/2013	H	Mississauga Power	95-92	W		2-2	586	Ryan Anderson (27)
11/21/2013	A	Brampton A's	87-124		L	2-3	451	Tirrell Baines (19)
11/22/2013	H	The Island Storm	113-99	W		3-3	2,100	Ryan Anderson (19), Justin Tubbs (19)
11/23/2013	H	Mississauga Power	101-97	W		4-3	1,098	Ryan Anderson (22)
11/27/2013	H	Moncton Miracles	126-114	W		5-3	860	Ryan Anderson (24)
11/29/2013	H	Windsor Express	102-105		L	5-4	530	Tirrell Baines (23)
12/1/2013	A	Windsor Express	85-88		L	5-5	210	Jermaine Johnson (19)
12/2/2013	A	Brampton A's	114-102	W		6-5	518	Ryan Anderson (21)
12/4/2013	H	London Lightning	100-105		L	6-6	158	Jermaine Johnson (20)
12/5/2013	H	Brampton A's	129-108	W		7-6	202	Justin Tubbs (25)
12/7/2013	A	Halifax Rainmen	117-108	W		8-6	1,100	Justin Tubbs (31)
12/8/2013	A	Saint John Mill Rats	109-116		L	8-7	1,388	Ryan Anderson (34)
12/11/2013	H	Brampton A's	111-97	W		9-7	540	Ryan Anderson (28)
12/14/2013	A	Brampton A's	101-114		L	9-8	369	Jerice Crouch (25)
12/15/2013	A	Mississauga Power	108-111		L	9-9	811	Jerice Crouch (24)
12/22/2013	H	London Lightning	90-98		L	9-10	665	Jerice Crouch (17)
12/27/2013	A	Windsor Express	87-102		L	9-11	596	Ryan Anderson (31)
12/28/2013	A	Mississauga Power	100-89	W		10-11	534	Jermaine Johnson (20)
12/29/2013	H	Brampton A's	115-108	W		11-11	1,217	Ryan Anderson (28)
1/4/2014	A	Mississauga Power	106-93	W		12-11	530	Justin Tubbs (31)
1/5/2014	A	London Lightning	108-120		L	12-12	3,250	Stefan Welsh (29)
1/10/2014	A	Brampton A's	89-99		L	12-13	410	Ryan Anderson (20), Tirrell Baines (20)
1/11/2014	A	Windsor Express	86-88		L	12-14	677	Justin Tubbs (19)
1/16/2014	A	Mississauga Power	100-98	W		13-14	318	Ryan Anderson (18), Jamie Vanderbecken (18)

SAINT JOHN MILL RATS GAME-BY-GAME

Date	H/A	Opponent	Score	W	L	Rec	Att	Leading Scorer
11/1/2013	A	Halifax Rainmen	105-85	W		1-0	1,250	Anthony Anderson (23)
11/2/2013	A	The Island Storm	93-100		L	1-1	2,564	Anthony Anderson (16)
11/9/2013	A	Moncton Miracles	112-109	W		2-1	1,563	Anthony Anderson (28)
11/10/2013	H	The Island Storm	93-129		L	2-2	2,853	Anthony Anderson (25)
11/14/2013	A	The Island Storm	117-90	W		3-2	1,894	Doug Herring, Jr. (39)
11/15/2013	A	Moncton Miracles	90-87	W		4-2	1,775	Anthony Anderson (25)
11/17/2013	A	Halifax Rainmen	88-81	W		5-2	2,100	Anthony Anderson (23)
11/21/2013	H	Brampton A's	102-107		L	5-3	1,985	Tyrone Levett (25)
11/24/2013	H	Moncton Miracles	109-97	W		6-3	1,746	Tyrone Levett (25)
12/1/2013	H	Mississauga Power	95-98		L	6-4	1,423	Tyrone Levett (20)
12/5/2013	H	Halifax Rainmen	107-102	W		7-4	1,224	Anthony Anderson (25)
12/6/2013	A	The Island Storm	103-106		L	7-5	1,471	Chris Matthews (22)
12/8/2013	H	Ottawa SkyHawks	116-109	W		8-5	1,388	Anthony Anderson (28)
12/12/2013	A	Moncton Miracles	118-113	W		9-5	1,873	Anthony Anderson (34)
12/14/2013	H	Windsor Express	108-115		L	9-6	1,488	Jermaine Blackburn (25)
12/20/2013	H	The Island Storm	96-100		L	9-7	1,477	Anthony Anderson (21), Raheem Singleton (21)
12/26/2013	H	Moncton Miracles	126-116 (OT)	W		10-7	1,788	Jermaine Blackburn (24)
12/27/2013	A	Halifax Rainmen	91-98		L	10-8	2,010	Anthony Anderson (32)
12/29/2013	A	Halifax Rainmen	121-107	W		11-8	2,156	Anthony Anderson (33)
12/31/2013	H	Moncton Miracles	90-100		L	11-9	2,015	Anthony Anderson (22)
1/2/2014	H	The Island Storm	102-94	W		12-9	1,408	Doug Herring Jr. (19)
1/3/2014	H	Halifax Rainmen	98-88	W		13-9	1,466	Tyrone Levett (19)
1/9/2014	H	Halifax Rainmen	100-91	W		14-9	1,466	Doug Herring jr. (21)
1/16/2014	H	The Island Storm	106-104	W		15-9	1,461	Anthony Anderson (37)
1/17/2014	A	The Island Storm	127-129		L	15-10	1,304	Anthony Anderson (39)
1/19/2014	H	London Lightning	103-98	W		16-10	2,007	Anthony Anderson (27)

WINDSOR EXPRESS GAME-BY-GAME

Date	H/A	Opponent	Score	W	L	Rec	Att	Leading Scorer
11/1/2013	H	London Lightning	115-103	W		1-0	1,260	Stefan Bonneau (31)
11/2/2013	A	Ottawa SkyHawks	113-105	W		2-0	2,600	Stefan Bonneau (30)
11/15/2013	A	London Lightning	84-108		L	2-1	2,909	Quinnel Brown (23)
11/17/2013	H	Brampton A's	93-77	W		3-1	451	Stefan Bonneau (27)
11/18/2013	A	Brampton A's	103-105		L	3-2	877	Chris Commons (33)
11/21/2013	H	The Island Storm	90-86	W		4-2	441	Chris Commons (21)
11/23/2013	H	London Lightning	93-97		L	4-3	942	DeAndre Thomas (22)
11/25/2013	A	Brampton A's	105-115		L	4-4	842	Stefan Bonneau (26)
11/29/2013	A	Ottawa SkyHawks	105-102	W		5-4	530	Stefan Bonneau (33)
12/1/2013	H	Ottawa SkyHawks	88-85	W		6-4	210	DeAndre Thomas (21), Quinnel Brown (21)
12/4/2013	A	Mississauga Power	102-85	W		7-4	139	DeAndre Thomas (27)
12/7/2013	A	London Lightning	117-111	W		8-4	3,189	Stefan Bonneau (32)
12/8/2013	H	Moncton Miracles	115-101	W		9-4	352	Stefan Bonneau (24)
12/11/2013	A	Mississauga Power	88-99		L	9-5	379	Darren Duncan (21)
12/12/2013	A	Halifax Rainmen	104-84	W		10-5	950	Quinnel Brown (21)
12/14/2013	A	Saint John Mill Rats	115-108	W		11-5	1,488	Stefan Bonneau (32)
12/16/2013	A	The Island Storm	91-103		L	11-6	1,062	Stefan Bonneau (23)
12/20/2013	H	Halifax Rainmen	98-91	W		12-6	340	Stefan Bonneau (27)
12/21/2013	H	Mississauga Power	108-101	W		13-6	314	Quinnel Brown (24)
12/28/2013	H	Ottawa SkyHawks	102-87	W		14-6	596	Chris Commons (29)
1/1/2014	A	London Lightning	82-93		L	14-7	2,979	Darren Duncan (16)
1/3/2014	H	Mississauga Power	101-91	W		15-7	356	Quinnel Brown (24)
1/5/2014	H	Mississauga Power	110-88	W		16-7	287	Chris Commons (27)
1/8/2014	A	Mississauga Power	105-87	W		17-7	226	Chris Commons (19), Dominique Buckley (19)
1/9/2014	A	Moncton Miracles	93-91	W		18-7		Quinnel Brown (21)
1/11/2014	H	Ottawa SkyHawks	88-86	W		19-7	677	Stefan Bonneau (34)
1/15/2014	H	London Lightning	86-78	W		20-7	2,800	Stefan Bonneau (21), Quinnel Brown (21)
1/18/2014	H	Brampton A's	118-106	W		21-7	696	Chris Commons (26)

BRAMPTON A'S REGULAR SEASON PLAYER STATS

#	Player	GP	GS	MIN	AVG	FG	FGA	PCT	3P	3PA	.PCT	FTFTA	.PCTOR	DR	REBR/G	PF	A	TO	BLK	ST	PTS	P/G				
20	Cedric Moodie	26	19	748	28.8	138	334	.413	70	166	.422	102	116	.879	29	148	177	6.8	59	98	68	7	38	448	17.2	
13	Evaldas Zabas	25	21	689	27.6	133	273	.487	28	84	.333	84	99	.848	17	60	77	3.1	40	76	37	0	24	378	15.1	
24	Cavell Johnson	26	13	647	24.9	155	332	.467	5	24	.208	50	100	.500	51	88	139	5.3	67	39	58	45	23	365	14.0	
12	Melvin Council	26	12	692	26.6	101	228	.443	31	78	.397	61	71	.859	28	51	79	3.0	50	66	41	1	23	294	11.3	
31	Flenard Whitfield	26	12	529	20.3	97	181	.536	0	2	.000	53	78	.679	60	94	154	5.9	82	39	35	13	14	247	9.5	
15	Kevin Francis	26	14	652	25.1	83	199	.417	15	45	.333	63	79	.797	53	99	152	5.8	58	36	32	14	17	244	9.4	
34	Scottie Haralson	26	9	542	20.8	72	182	.396	57	139	.410	4	4	1.000	18	55	73	2.8	44	31	32	3	10	205	7.9	
4	Jameson Tipping	19	13	488	25.7	70	163	.429	36	93	.387	28	40	.700	21	78	99	5.2	68	45	51	6	20	204	10.7	
32	Steven Idlet	20	7	295	14.8	45	104	.433	0	4	.000	30	49	.612	23	59	82	4.1	63	21	22	9	6	120	6.0	
3	Jordan Hamilton	24	4	289	12.0	40	103	.388	12	53	.226	19	23	.826	12	38	50	2.1	24	26	18	4	10	111	4.6	
21	Jesse Tipping	24	2	189	7.8	11	37	.297	9	30	.300	2	2	1.000	6	32	38	1.6	18	10	19	0	5	33	1.4	
	Brent Jennings	4	2	54	13.5	14	32	.438	1	7	.143	2	2	1.000	3	4	7	1.8	7	2	5	1	1	31	7.8	
5	Rick Bodiford	6	2	37	6.2	9	14	.643	5	9	.556	0	0	.000	1	6	7	1.2	3	4	2	1	0	23	3.8	
10	Adrian Harrison	5	0	55	11.0	6	15	.400	0	0	.000	4	8	.500	3	10	13	2.6	12	0	2	0	2	16	3.2	
1	Dipanjoy Singh	9	0	32	3.6	4	11	.364	1	4	.250	0	0	.000	1	2	3	0.3	4	2	0	0	3	9	1.0	
TEAM														28	189	217										
	Brampton A's	26		5938		978	2208	.443	270	738	.366	503	672	.749	354	1013	1367	52.6	601	495	438	104	202	2729	105.0	
	Opponents	26		52042		7961	17939	.444	1721	4938	.349	4236	5985	.708	2921	7536	10457	402.2	4872	4614	3739	756	1824	21879	841.5	

HALIFAX RAINMEN REGULAR SEASON PLAYER STATS

#	Player	GP	GS	MIN	AVG	FG	FGA	PCT	3P	3PA	.PCT	FTFTA	.PCTOR	DR	REBR/G	PF	A	TO	BLK	ST	PTS	P/G				
1	George Goode	27	10	625	23.2	137	302	.454	18	68	.265	41	63	.651	57	89	146	5.4	78	27	45	22	19	333	12.3	
3	Juwan Cooley	27	24	939	34.8	99	272	.364	39	121	.322	89	104	.856	9	79	88	3.3	105	169	85	0	80	326	12.1	
32	Raven Barber	27	16	676	25.0	117	228	.513	0	0	.000	54	84	.643	52	80	132	4.9	50	17	31	11	3	288	10.7	
42	Tim Parham	27	22	768	28.4	110	219	.502	0	0	.000	49	108	.454	91	189	280	10.4	71	16	58	29	8	269	10.0	
8	Jason Williams	18	12	557	30.9	96	206	.466	12	37	.324	49	58	.845	40	58	98	5.4	49	53	39	4	17	253	14.1	
2	Olumuyiwa Famutimi	15	7	423	28.2	73	179	.408	11	41	.268	23	30	.767	30	62	92	6.1	32	32	32	0	22	180	12.0	
8	Stephen Sir	12	11	411	34.3	58	146	.397	31	82	.378	9	10	.900	10	35	45	3.8	23	19	27	0	6	156	13.0	
12	Cheyne Gadson	11	8	259	23.5	51	103	.495	12	25	.480	24	30	.800	5	21	26	2.4	19	38	27	1	7	138	12.5	
23	David Lawrence	14	12	383	27.3	51	112	.455	16	54	.296	11	18	.611	16	41	57	4.1	45	19	18	9	9	129	9.2	
14	Chris Matthews	6	0	176	29.3	38	76	.500	14	37	.378	12	13	.923	0	11	11	1.8	12	2	10	0	4	102	17.0	
5	Malcolm Grant	5	0	146	29.2	23	57	.404	9	15	.600	19	22	.864	4	3	7	1.4	3	21	12	0	3	74	14.8	
21	Oludamilola Sapara	15	4	283	18.9	25	70	.357	1	19	.053	12	23	.522	11	37	48	3.2	28	27	25	5	11	63	4.2	
5	William Funn	7	1	161	23.0	18	33	.545	0	2	.000	12	18	.667	5	15	20	2.9	9	27	15	0	6	48	6.9	
15	Ivan Harris	5	1	120	24.0	16	47	.340	10	29	.345	6	9	.667	3	15	18	3.6	6	3	7	1	2	48	9.6	
5	Brock Gillespie	4	3	139	34.8	16	42	.381	6	18	.333	4	4	1.000	2	6	8	2.0	6	9	10	0	0	42	10.5	
28	Robert Nortmann	16	1	121	7.5	16	27	.593	0	0	.000	8	18	.444	10	19	29	1.8	22	1	7	3	4	40	2.5	
5	Anthony Moody	7	1	99	14.1	14	28	.500	9	14	.643	2	5	.400	3	4	7	1.0	8	9	9	1	7	39	5.6	
4	Dane Johnson	5	1	80	16.0	8	21	.381	1	1	1.000	4	8	.500	7	15	22	4.4	15	7	8	5	3	21	4.2	
6	Tyler Richards	8	1	92	11.5	7	28	.250	4	18	.222	1	3	.333	1	7	8	1.0	8	8	7	0	4	19	2.4	
2	Kaylone Riley	4	0	65	16.3	4	7	.571	0	1	.000	1	7	.143	6	8	14	3.5	10	2	2	1	0	9	2.3	
7	Dwight Tolbert	2	0	8	4.0	0	1	.000	0	0	.000	1	2	.500	0	0	0	0.0	0	0	0	0	0	1	0.5	
TEAM														39	97	136										
	Halifax Rainmen	27		6531		977	2204	.443	193	582	.332	431	637	.677	401	891	1292	47.9	600	507	490	93	217	2578	95.5	
	Opponents	27		51449		7962	17943	.444	1798	5094	.353	4308	6020	.716	2874	7658	10532	390.1	4873	4602	3687	767	1809	22030	815.9	

THE ISLAND STORM REGULAR SEASON PLAYER STATS

#	Player	GP	GS	MIN	AVG	FG	FGA	PCT	3P	3PA	.PCT	FTFTA	.PCTOR	DR	REBR/G	PF	A	TO	BLK	ST	PTS	P/G												
5	Antonio Ballard	25	25	878	35.1	190	361	.526	29	79	.367	139	174	.799	85	143	228	9.1	53	50	60	6	30	548	21.9									
12	Greg Plummer	21	20	595	28.3	104	243	.428	51	124	.411	38	44	.864	18	61	79	3.8	54	50	41	3	37	297	14.1									
10	Al Stewart	24	24	675	28.1	88	174	.506	7	21	.333	68	97	.701	33	64	97	4.0	54	149	41	1	60	251	10.5									
1	Shawn Vanzant	25	8	589	23.6	78	172	.453	28	61	.459	41	57	.719	5	24	29	1.2	34	52	25	1	25	225	9.0									
3	Adrian Moss	17	1	431	25.4	73	160	.456	30	75	.400	23	34	.676	3	23	26	1.5	51	80	34	0	19	199	11.7									
21	Amani Daanish	21	8	505	24.0	65	184	.353	20	68	.294	25	38	.658	42	54	96	4.6	36	27	37	6	22	175	8.3									
50	Steve Tchiengang	23	15	567	24.7	65	133	.489	3	12	.250	41	61	.672	58	90	148	6.4	75	20	51	7	23	174	7.6									
15	Semaj Inge	20	6	406	20.3	51	123	.415	6	23	.261	62	90	.689	33	42	75	3.8	48	29	42	6	13	170	8.5									
33	Dwayne Smith	26	0	323	12.4	50	123	.407	0	13	.000	26	43	.605	31	42	73	2.8	28	9	23	7	8	126	4.8									
11	Jeremy Williams	14	7	265	18.9	32	83	.386	11	31	.355	36	43	.837	18	39	57	4.1	41	15	19	6	10	111	7.9									
25	Antoine Tisby	10	9	224	22.4	41	90	.456	0	1	.000	22	39	.564	17	41	58	5.8	17	6	18	4	4	104	10.4									
21	Nick Okorie	5	4	159	31.8	26	69	.377	10	32	.313	20	22	.909	3	7	10	2.0	12	19	10	0	4	82	16.4									
3	Derek Coleman	9	0	201	22.3	12	43	.279	8	25	.320	18	27	.667	3	23	26	2.9	15	39	11	0	7	50	5.6									
15	Ed Jones	5	2	107	21.4	16	36	.444	12	24	.500	6	12	.500	8	13	21	4.2	11	7	6	2	3	50	10.0									
24	Ashton Graham	12	0	65	5.4	16	34	.471	2	7	.286	3	7	.429	0	3	3	0.3	2	4	3	0	2	37	3.1									
13	Antwi Atuahene	8	1	98	12.3	9	21	.429	4	7	.571	5	9	.556	2	7	9	1.1	12	5	12	0	1	27	3.4									
20	Doug McKinney	16	0	69	4.3	7	23	.304	3	11	.273	3	4	.750	9	8	17	1.1	9	2	3	1	0	20	1.3									
50	Nick Evans	3	0	36	12.0	4	11	.364	0	0	.000	2	2	1.000	3	3	6	2.0	9	1	2	0	0	10	3.3									
25	Phil Jones	4	0	31	7.8	1	4	.250	0	0	.000	0	2	.000	4	6	10	2.5	5	1	3	3	0	2	0.5									
TEAM													26			112	138																	
The Island Storm													26	6224	928	2087	.445	224	614	.365	578	805	.718	401	805	1206	46.4	567	565	462	53	269	2658	102.2
Opponents													26	51756	8011	18060	.444	1767	5062	.349	4161	5852	.711	2874	7744	10618	408.4	4906	4544	3715	807	1757	21950	844.2

LONDON LIGHTNING REGULAR SEASON PLAYER STATS

#	Player	GP	GS	MIN	AVG	FG	FGA	PCT	3P	3PA	.PCT	FTFTA	.PCTOR	DR	REBR/G	PF	A	TO	BLK	ST	PTS	P/G												
15	Garrett Williamson	27	26	982	36.4	188	345	.545	13	35	.371	143	185	.773	41	69	110	4.1	61	97	76	19	36	532	19.7									
45	Marvin Phillips	26	25	809	31.1	150	337	.445	41	128	.320	64	82	.780	81	165	246	9.5	73	48	45	25	27	405	15.6									
4	Elvin Mims	27	13	697	25.8	117	273	.429	7	42	.167	47	66	.712	51	132	183	6.8	73	48	33	22	33	288	10.7									
23	Tim Ellis	27	24	907	33.6	106	215	.493	2	14	.143	29	42	.690	77	114	191	7.1	61	78	39	7	40	243	9.0									
5	Tony Bennett	14	14	491	35.1	83	197	.421	26	77	.338	28	43	.651	8	37	45	3.2	52	86	36	3	24	220	15.7									
22	Jaytornah Wisseh	15	1	376	25.1	60	134	.448	20	45	.444	44	55	.800	11	36	47	3.1	26	85	43	0	13	184	12.3									
8	Jason Forte	15	1	380	25.3	68	148	.459	8	33	.242	31	53	.585	31	67	98	6.5	42	26	28	4	8	175	11.7									
1	Maurice Bolden	23	12	329	14.3	62	153	.405	11	36	.306	38	53	.717	27	65	92	4.0	44	26	24	12	14	173	7.5									
33	Greg Surmacz	17	2	290	17.1	44	103	.427	18	41	.439	14	21	.667	18	49	67	3.9	29	19	5	10	7	120	7.1									
3	Darin Mency	13	0	187	14.4	32	75	.427	21	49	.429	11	15	.733	8	14	22	1.7	18	12	14	2	2	96	7.4									
25	Gabe Freeman	6	3	114	19.0	25	64	.391	2	8	.250	28	32	.875	13	23	36	6.0	22	7	9	5	8	80	13.3									
10	Antwi Atuahene	12	2	172	14.3	21	53	.396	5	9	.556	23	30	.767	6	14	20	1.7	21	30	21	0	10	70	5.8									
13	Stephen McDowell	6	0	123	20.5	22	60	.367	8	23	.348	8	11	.727	1	10	11	1.8	9	18	8	1	5	60	10.0									
11	James Millen	22	2	218	9.9	20	68	.294	3	9	.333	10	15	.667	6	15	21	1.0	16	15	13	3	5	53	2.4									
12	Curtis Withers	4	0	56	14.1	11	24	.458	0	0	.000	13	16	.813	3	7	10	2.5	11	2	7	0	1	35	8.8									
3	Raheem Singleton	10	10	128	12.8	10	26	.385	3	8	.375	8	14	.571	4	11	15	1.5	13	15	12	2	5	31	3.1									
30	Eric Frederick	3	0	45	15.0	9	23	.391	2	11	.182	4	5	.800	0	6	6	2.0	4	5	7	0	3	24	8.0									
5	Maurice Carter	2	0	30	15.0	3	10	.300	0	1	.000	2	2	1.000	0	3	3	1.5	4	2	1	0	1	8	4.0									
34	Al'Lonzo Coleman	2	0	17	8.5	2	5	.400	0	0	.000	1	2	.500	1	1	2	1.0	1	0	1	0	0	5	2.5									
20	Harouna Mutombo	3	0	17	5.7	0	2	.000	0	1	.000	0	0	.000	0	0	0	0.0	3	0	1	0	1	0	0.0									
TEAM													4			85	89																	
London Lightning													27	6368	1033	2317	.446	190	571	.333	546	742	.736	391	923	1314	48.7	583	619	432	116	246	2802	103.8
Opponents													27	51612	7906	17830	.443	1801	5105	.353	4193	5915	.709	2884	7626	10510	389.3	4890	4490	3745	744	1780	21806	807.6

MISSISSAUGA POWER REGULAR SEASON PLAYER STATS

#	Player	GP	GS	MIN	AVG	FG	FGA	PCT	3P	3PA	.PCT	FTFTA	.PCTOR	DR	REBR/G	PF	A	TO	BLK	ST	PTS	P/G															
23	Nick Okorie	24	24	829	34.5	159	360	.442	52	141	.369	60	77	.779	14	61	75	3.1	70	87	76	8	27	430	17.9												
10	Dwight McCombs	30	29	978	32.6	151	312	.484	1	5	.200	116	184	.630	79	174	253	8.4	79	29	76	37	8	419	14.0												
2	Morgan Lewis	28	24	881	31.5	146	329	.444	43	119	.361	50	70	.714	19	170	189	6.8	83	99	59	5	25	385	13.8												
4	Kirk Williams Jr	28	6	660	23.6	123	277	.444	14	51	.275	45	90	.500	54	68	122	4.4	105	34	57	4	32	305	10.9												
11	Alex Johnson	30	20	861	28.7	93	267	.348	35	111	.315	59	84	.702	19	69	88	2.9	47	170	64	0	31	280	9.3												
24	William "Bo" Harris	21	20	589	28.0	78	177	.441	15	58	.259	46	70	.657	29	100	129	6.1	61	79	52	9	25	217	10.3												
3	Tyler Murray	26	5	627	24.1	62	157	.395	32	87	.368	14	16	.875	12	67	79	3.0	32	99	33	3	24	170	6.5												
15	Thijin Moses	25	4	346	13.8	54	120	.450	36	81	.444	24	31	.774	1	27	28	1.1	16	18	12	7	8	168	6.7												
22	Mark Gomillia	19	1	314	16.5	54	100	.540	7	14	.500	19	24	.792	21	9	30	1.6	39	21	23	3	10	134	7.1												
42	Shamus Ferguson	29	9	436	15.0	50	78	.641	0	0	.000	6	17	.353	40	56	96	3.3	81	10	19	28	10	106	3.7												
16	Lavione West	26	1	240	9.2	27	67	.403	2	7	.286	18	27	.667	10	13	23	0.9	24	11	17	3	5	74	2.8												
23	Greg Plummer	4	3	147	36.8	27	65	.415	7	24	.292	13	16	.813	3	19	22	5.5	12	15	8	2	8	74	18.5												
5	Eric Petty Jr	9	0	102	11.3	17	35	.486	0	4	.000	14	22	.636	9	18	27	3.0	12	5	7	2	3	48	5.3												
45	Charles Okwandu	14	4	99	7.1	20	45	.444	0	0	.000	1	4	.250	7	12	19	1.4	27	3	13	3	2	41	2.9												
3	Ashton Smith	4	0	46	11.5	6	11	.545	0	1	.000	0	0	.000	0	4	4	1.0	4	8	7	0	2	12	3.0												
21	Dusan Virijevic	4	0	22	5.5	4	8	.500	1	2	.500	0	0	.000	1	9	10	2.5	9	2	4	2	0	9	2.3												
TEAM																																					
Mississauga Power														30		7177		1071	2409	.445	245	706	.347	485	732	.663	328	1058	1386	46.2	704	690	546	116	222	2872	95.7
Opponents														30		50803		7868	17738	.444	1746	4970	.351	4254	5925	.718	2947	7491	10438	347.9	4769	4419	3631	744	1804	21736	724.5

MONCTON MIRACLES REGULAR SEASON PLAYER STATS

#	Player	GP	GS	MIN	AVG	FG	FGA	PCT	3P	3PA	.PCT	FTFTA	.PCTOR	DR	REBR/G	PF	A	TO	BLK	ST	PTS	P/G															
23	Johnny Mayhane	27	23	1009	37.4	166	458	.362	88	236	.373	117	140	.836	18	79	97	3.6	66	51	72	0	42	537	19.9												
24	Stanley Robinson	26	21	835	32.1	159	347	.458	3	34	.088	64	108	.593	74	138	212	8.2	38	37	58	21	29	385	14.8												
22	Trayvon Lathan	24	21	789	32.9	150	325	.462	1	21	.048	67	109	.615	66	107	173	7.2	67	105	96	16	36	368	15.3												
5	Jermaine Dailey	27	16	828	30.7	108	200	.540	1	4	.250	55	68	.809	53	105	158	5.9	54	29	35	15	16	272	10.1												
55	Oliwer McNally	20	8	577	28.9	59	138	.428	20	57	.351	84	96	.875	12	66	78	3.9	54	101	42	1	27	222	11.1												
14	Alex DesRoches	27	5	547	20.3	64	137	.467	14	40	.350	25	40	.625	31	60	91	3.4	34	34	42	3	21	167	6.2												
7	Sylvania Watkins	19	16	452	23.8	65	144	.451	5	13	.385	26	63	.413	32	65	97	5.1	71	38	41	8	17	161	8.5												
34	Travis George	16	4	369	23.1	55	135	.407	1	1	1.000	37	79	.468	39	77	116	7.3	59	12	29	18	7	148	9.3												
30	Cordell Jeanty	15	0	202	13.5	30	65	.462	0	0	.000	28	37	.757	21	27	48	3.2	22	14	12	3	3	88	5.9												
44	Brandon Webster	12	10	234	19.5	34	73	.466	0	0	.000	18	29	.621	30	33	63	5.3	22	5	26	8	1	86	7.2												
3	Cornelius Vines	8	3	166	20.8	23	76	.303	5	33	.152	19	33	.576	7	13	20	2.5	24	26	17	1	6	70	8.8												
30	Jamil Terrell	16	6	305	19.1	25	77	.325	0	0	.000	19	31	.613	15	42	57	3.6	54	17	24	8	3	69	4.3												
34	Dominique Buckley	3	2	68	22.7	12	35	.343	8	18	.444	7	8	.875	2	8	10	3.3	7	8	9	1	2	39	13.0												
10	Anto Raic	9	0	92	10.2	11	29	.379	6	16	.375	1	2	.500	9	13	22	2.4	13	7	8	1	0	29	3.2												
50	Alex Jacobson	3	0	44	14.7	4	12	.333	0	0	.000	0	1	.000	5	11	16	5.3	7	4	4	1	1	8	2.7												
TEAM																																					
Moncton Miracles														27		6517		965	2254	.428	152	473	.321	567	844	.672	448	966	1414	52.4	598	488	541	105	211	2649	98.1
Opponents														27		51463		7974	17893	.446	1839	5203	.353	4172	5813	.718	2827	7583	10410	385.6	4875	4621	3636	755	1815	21959	813.3

OTTAWA SKYHAWKS REGULAR SEASON PLAYER STATS

#	Player	GP	GS	MIN	AVG	FG	FGA	PCT	3P	3PA	.PCT	FTFTA	.PCTOR	DR	REBR/G	PF	A	TO	BLK	ST	PTS	P/G															
44	Ryan Anderson	27	26	946	35.0	151	405	.373	82	211	.389	127	150	.847	30	179	209	7.7	107	106	65	3	53	511	18.9												
15	Justin Tubbs	25	19	757	30.3	149	296	.503	60	141	.426	56	89	.629	37	76	113	4.5	88	39	63	5	21	414	16.6												
5	Jermaine Johnson	27	26	794	29.4	143	247	.579	0	1	.000	75	115	.652	92	122	214	7.9	86	35	61	15	22	361	13.4												
7	Tirrell Banies	26	26	737	28.3	134	300	.447	12	44	.273	68	117	.581	77	106	183	7.0	54	20	47	16	18	348	13.4												
3	Jerice Crouch	27	26	879	32.6	109	336	.324	38	136	.279	63	84	.750	11	52	63	2.3	52	169	57	1	23	319	11.8												
20	Mike Rose	27	2	571	21.1	79	214	.369	38	106	.358	16	22	.727	14	56	70	2.6	23	40	33	5	21	212	7.9												
14	Jamal Crook	14	0	327	23.4	73	161	.453	1	5	.200	30	41	.732	12	29	41	2.9	26	52	21	3	20	177	12.6												
4	Fred Sturdivant	25	1	444	17.8	73	138	.529	0	8	.000	24	45	.533	48	101	149	6.0	39	12	26	33	18	170	6.8												
32	Eric Kibi	16	6	303	18.9	44	87	.506	0	1	.000	13	36	.361	36	58	94	5.9	34	9	14	4	10	101	6.3												
12	Jamie Vanderbeken	21	1	229	10.9	31	69	.449	19	43	.442	1	2	.500	8	34	42	2.0	38	11	8	11	3	82	3.9												
14	Stefan Welsh	5	1	105	21.0	18	52	.346	6	21	.286	11	21	.524	1	9	10	2.0	7	18	12	1	6	53	10.6												
22	Bol Kong	17	1	148	8.7	14	39	.359	4	15	.267	4	6	.667	10	11	21	1.2	13	9	8	0	8	36	2.1												
25	Jasonn Hannibal	3	0	27	9.0	3	4	.750	0	0	.000	1	4	.250	1	5	6	2.0	7	1	5	0	1	7	2.3												
25	Manock Lual	1	0	5	5.0	0	3	.000	0	0	.000	1	2	.500	1	0	1	1.0	1	0	2	0	0	1	1.0												
22	Demetrius Jemison	4	0	17	4.3	0	1	.000	0	0	.000	0	0	.000	0	1	1	0.3	3	0	2	0	0	0	0.0												
TEAM																																					
Ottawa SkyHawks														27		6289		1021	2354	.434	260	732	.355	490	734	.668	386	1000	1386	51.3	579	521	446	97	228	2792	103.4
Opponents														27		51691		7918	17793	.445	1731	4944	.350	4249	5923	.717	2889	7549	10438	386.6	4894	4588	3731	763	1798	21816	808.0



SAINT JOHN MILL RATS REGULAR SEASON PLAYER STATS

#	Player	GP	GS	MIN	AVG	FG	FGA	PCT	3P	3PA	.PCT	FTFTA	.PCTOR	DR	REBR/G	PF	A	TO	BLK	ST	PTS	P/G				
12	Anthony Anderson	26	26	1106	42.5	209	449	.465	72	199	.362	126	157	.803	28	99	127	4.9	55	167	56	5	37	616	23.7	
34	Tyrone Levett	26	26	889	34.2	136	304	.447	57	134	.425	90	102	.882	37	131	168	6.5	95	46	32	17	25	419	16.1	
21	Doug Herring Jr	26	22	867	33.3	136	310	.439	32	76	.421	87	119	.731	25	111	136	5.2	57	118	54	4	48	391	15.0	
24	Jermaine Blackburn	24	23	753	31.4	126	246	.512	13	43	.302	69	73	.945	23	84	107	4.5	70	67	53	11	24	334	13.9	
22	Chris Matthews	20	1	439	21.9	90	194	.464	41	98	.418	26	31	.839	7	39	46	2.3	24	32	23	0	6	247	12.4	
41	Casey Love	19	12	474	24.9	86	180	.478	1	3	.333	26	39	.667	25	61	86	4.5	73	19	36	10	6	199	10.5	
11	Raheem Singleton	13	5	353	27.2	39	83	.470	9	22	.409	45	56	.804	13	20	33	2.5	29	48	23	1	7	132	10.2	
11	Will Blalock	10	9	363	36.3	38	74	.514	16	29	.552	16	25	.640	1	45	46	4.6	24	57	15	3	13	108	10.8	
10	Ashton Smith	21	1	219	10.4	27	81	.333	10	29	.345	10	18	.556	2	34	36	1.7	26	34	19	0	12	74	3.5	
20	Eric Crookshank	9	0	163	18.1	29	40	.725	0	0	.000	2	7	.286	24	24	48	5.3	22	4	2	6	6	60	6.7	
42	Modibo Diarra	18	3	235	13.1	18	44	.409	0	0	.000	5	7	.714	17	34	51	2.8	50	7	11	5	2	41	2.3	
33	Alex Jackson	10	1	106	10.6	10	22	.455	1	3	.333	17	23	.739	12	13	25	2.5	19	2	6	0	2	38	3.8	
35	Damian Gay	16	0	110	6.9	7	23	.304	0	2	.000	5	7	.714	5	14	19	1.2	31	4	9	0	2	19	1.2	
23	Robert Curtis	2	0	39	19.5	8	12	.667	0	0	.000	2	9	.222	6	4	10	5.0	8	0	6	0	0	18	9.0	
33	Damian Eargle	1	0	11	11.0	3	8	.375	0	0	.000	2	2	1.000	4	3	7	7.0	2	1	1	1	0	8	8.0	
33	Eric Petty Jr	3	0	22	7.3	2	5	.400	0	0	.000	1	2	.500	2	1	3	1.0	6	0	3	1	1	5	1.7	
00	Mike Luby	4	1	30	7.5	2	6	.333	0	0	.000	0	0	.000	1	1	2	0.5	4	0	2	0	0	4	1.0	
00	Jonas Pierre	3	0	11	3.7	1	1	1.000	0	0	.000	0	0	.000	1	1	2	0.7	3	1	0	0	0	2	0.7	
10	Dane Smith	3	0	15	5.0	1	6	.167	0	1	.000	0	2	.000	2	2	4	1.3	4	1	1	0	0	2	0.7	
23	Mike Anderson	5	0	20	4.0	0	6	.000	0	3	.000	0	0	.000	0	0	0	0.0	3	3	0	0	0	0	0.0	
TEAM															14	218	232				18					
Saint John Mill Rats		26		6225		968	2095	.462	252	643	.392	529	679	.779	249	939	1188	45.7	608	611	370	65	193	2717	104.5	
Opponents		26		51755		7971	18052	.442	1739	5033	.346	4210	5978	.704	3026	7610	10636	409.1	4865	4498	3807	795	1833	21891	842.0	

WINDSOR EXPRESS REGULAR SEASON PLAYER STATS

#	Player	GP	GS	MIN	AVG	FG	FGA	PCT	3P	3PA	.PCT	FTFTA	.PCTOR	DR	REBR/G	PF	A	TO	BLK	ST	PTS	P/G				
5	Stefan Bonneau	27	23	1011	37.4	198	404	.490	67	153	.438	157	176	.892	50	78	128	4.7	48	126	60	4	40	620	23.0	
24	Chris Commons	26	25	972	37.4	194	427	.454	29	108	.269	63	93	.677	40	140	180	6.9	86	73	65	32	25	480	18.5	
15	Quinnel Brown	26	25	992	38.2	169	368	.459	31	102	.304	58	85	.682	28	159	187	7.2	66	59	70	17	32	427	16.4	
12	Darren Duncan	25	20	922	36.9	97	226	.429	30	83	.361	133	154	.864	13	103	116	4.6	65	217	72	5	51	357	14.3	
2	DeAndre Thomas	26	21	646	24.8	115	243	.473	1	1	1.000	81	125	.648	54	118	172	6.6	89	28	57	19	26	312	12.0	
10	Kevin Loiselle	27	10	736	27.3	75	154	.487	0	12	.000	51	93	.548	57	131	188	7.0	115	33	49	19	31	201	7.4	
11	Papa Opong	28	10	617	22.0	67	181	.370	29	101	.287	26	31	.839	16	63	79	2.8	44	31	29	3	24	189	6.8	
33	Erik Parker	26	6	349	13.4	32	76	.421	2	8	.250	18	23	.783	33	35	68	2.6	58	9	10	7	0	84	3.2	
14	Dominique Buckley	8	0	109	13.6	19	44	.432	14	28	.500	6	6	1.000	2	9	11	1.4	9	11	13	0	2	58	7.3	
23	DeAndre Hall	19	0	183	9.6	17	48	.354	0	7	.000	10	16	.625	6	17	23	1.2	27	14	5	1	4	44	2.3	
44	Nick Evans	10	0	78	7.8	9	23	.391	0	1	.000	1	4	.250	5	14	19	1.9	18	1	10	4	1	19	1.9	
22	Paul Williams	10	0	60	6.0	5	19	.263	2	11	.182	6	6	1.000	3	9	12	1.2	4	5	4	0	1	18	1.8	
4	Jason Dawson	2	0	9	4.5	1	2	.500	0	0	.000	0	0	.000	0	0	0	0.0	0	5	0	0	0	2	1.0	
14	Tommy Freeman	3	0	15	5.0	0	1	.000	0	0	.000	0	0	.000	0	0	0	0.0	2	0	0	0	1	0	0.0	
32	R.J. Wells	10	1	13	1.3	0	3	.000	0	2	.000	0	0	.000	2	1	3	0.3	2	1	2	0	0	0	0.0	
40	Terance Licorish	1	0	0	0.0	0	0	.000	0	0	.000	0	0	.000	0	0	0	0.0	0	0	0	0	0	0	0.0	
TEAM															8	77	85				6					
Windsor Express		28		6711		998	2219	.450	205	617	.332	610	812	.751	317	954	1271	45.4	633	613	452	111	238	2811	100.4	
Opponents		28		51269		7941	17928	.443	1786	5059	.353	4129	5845	.706	2958	7595	10553	376.9	4840	4496	3725	749	1788	21797	778.5	

NATIONAL BASKETBALL LEAGUE OF CANADA LEAGUE OFFICE CONTACT INFORMATION

 <p>National Basketball League of Canada</p>	<p>Executive Offices</p> <p>120 Eglinton Avenue East, 8th Floor Toronto, Ont. M4P 1E2 PHONE: (416)-322-5188 FAX: (416)-322-6371 info@nblcanada.ca Connect with us: www.nblcanada.ca www.twitter.com/nblcanda www.facebook.com/nblcanada</p>	 <p>Ligue nationale de basketball du Canada</p>
--	---	---