



THE NATIONAL BASKETBALL LEAGUE OF CANADA WEEKLY REPORT

Volume 3, Issue 13

January 26, 2014

GAMES PLAYED

Wed. Jan. 22

Ottawa 107, London 89

Thu. Jan. 23

Saint John 108, Halifax 98
The Island 115, Moncton 104
Brampton 111, Ottawa 105

Fri. Jan. 24

The Island 117, Saint John 111

Sat. Jan. 25

London 117, Mississauga 100
Windsor at Brampton ppd, snow

Sun. Jan. 26

London 114, Brampton 108
Moncton 105, Halifax 97

ATLANTIC DIVISION

Team	W	L	.PCT	GB
Saint John	17	11	.607	--
The Island	15	13	.536	2
Moncton	10	19	.345	7.5
Halifax	6	23	.207	11.5

CENTRAL DIVISION

Team	W	L	.PCT	GB
Windsor	21	7	.750	--
London	20	10	.667	2
Brampton	19	9	.678	2
Ottawa	14	15	.483	7.5
Mississauga	8	23	.258	14.5

UPCOMING GAMES (all times local)

Mon. Jan. 27

Mississauga at Brampton 7:00 PM EST
London at Ottawa 7:00 PM EST
(Game played at Cégep de l'Outaouais, Gatineau, Que.)

Wed. Jan. 29

Halifax at Moncton 7:00 PM AST
Ottawa at The Island 7:00 PM AST

Thu. Jan. 30

Brampton at Mississauga 11:00 AM EST

Fri. Jan. 31

Ottawa at Moncton 7:00 PM AST




Sun. Feb. 2

Saint John at Moncton 2:00 PM AST

All content Copyright © 2014 · National Basketball League of Canada. All Rights Reserved.
"The National Basketball League of Canada Weekly Report" is edited by Chuck Miller.



NBL TEAM REPORTS

<p>Brampton A's 7575 Kennedy Road S. Brampton ON L6W 4T2 Phone: (519) 943-0781 Fax: (519) 940-3730 Head Coach: David Magley Home Arena: Powerade Centre bramptonas.ca</p> 	<p>Cedric Moodie's 36 points, on 14-for-17 shooting (and 5 completed 3-pointers) helped the A's take care of another victory, this time a 111-105 road win over Ottawa. Melvin Council and Scottie Haralson both scored 16 points, while Cavell Johnson pulled down 11 boards in the Brampton victory.</p> <p>Brampton's Saturday evening home game against Windsor was postponed due to snow.</p> <p>The A's next traveled to London for another meeting with the Lightning. In front of the largest crowd to ever watch an NBL Canada game (7,393), the A's fell 114-108, even with a 27-point run from Cavell Johnson and Cedric Moodie's second triple-double of the season (11 pts, 12 rebs, 10 assists).</p>
<p>Halifax Rainmen 1888 Brunswick Street, Suite 611 Halifax, Nova Scotia B3J 3J8 Phone: (902) 444-RAIN, (902) 444-7246 Fax: 1-866-424-4267 Head Coach: Craig Hodges Home arena: Halifax MetroCentre rainmenbasketball.ca</p> 	<p>Despite winning three of their last four contests, the Halifax Rainmen were not able to keep the momentum going against the Atlantic Division-leading Saint John Mill Rats. Even with 14 points apiece from Tim Parham and Olumuyiwa Famutimi, the Rainmen fell 108-98. Parham also had 14 rebounds; Jajuan Cooley had a double-double of 11 assists and 10 points.</p> <p>Things didn't get any easier for Halifax on Sunday afternoon, as they were mathematically eliminated from the Atlantic Division regular season title with a 105-97 home loss against the Moncton Miracles. Olumuyiwa Famutimi scored a team-high 22 points, while Raven Barber had a double-double of 20 points and 10 rebounds. Tim Parham also had a double-double, pulling down 11 boards and putting up 10 points.</p>
<p>The Island Storm 46 Kensington Rd. Charlottetown, PEI C1A 5H7 Phone: (902) 629-6600 Fax: (902) 629-6650 Head Coach: Joseph Salerno Home Venue: EastLink Arena stormbasketball.ca</p> 	<p>The Island Storm are putting together a nice little winning streak, and it continued on Thursday night with a 115-104 home win against the Moncton Miracles. Antonio Ballard had a spectacular night for the Storm, as he scored 32 points and pulled down 19 rebounds. Adrian Moss added a double-double of 17 points and 10 assists; Nick Okorie garnered 21 points, including three 3-pointers.</p> <p>On Friday night, the Storm pulled off a major road win, as they rode a 16-0 scoring run in the second quarter to finish with a 117-111 victory over the Saint John Mill Rats. Ed Jones was just "too tall" for the Storm, as he finished the night with a team-high 22 points. Antonio Ballard had another double-double, this time of 19 points and 10 rebounds.</p>

London Lightning

358 Horton Street E.
London, Ontario N6B
1L7

Phone: (519) 433-
0634

Fax: (519) 433-9849

Head Coach: Micheal Ray Richadson

Home arena: Budweiser Gardens

lightningbasketball.ca



London's losing streak reached four games on Wednesday night, as the Ottawa SkyHawks marched into Budweiser Gardens and marched out with a 107-89 victory over the Black and Gold. Greg Surmacz (18) and Garrett Williamson (15) were the top scorers for the Lightning; Marvin Phillips led London in rebounds (8) and blocked shots (2).

The losing streak ended on Saturday, as London defeated the Mississauga Power 117-100 on Saturday night. While Garrett Williamson was the top scorer for London with 25 points, three other Lightning players – Marvin Phillips, Darin Mercy and Tony Phillips – had 15 points apiece. Phillips also achieved a double-double with 16 rebounds.

Then came Family Day at the Budweiser Gardens, and with a league record 7,393 fans in attendance, the Lightning made every one of them happy with a 114-108 victory over the Brampton A's. Tony Bennett finished with a team-high 28 points, while Marvin Phillips had a double-double of 20 rebounds and 10 points. And any attempts to foul Garrett Williamson were met with rebuke – among his 24 points were a solid 19-for-22 run from the free throw line.

Mississauga Power

5500 Rose Cherry
Place
Mississauga, ON
L4Z 4B6

Office: 647-559-6012

Head Coach: David "D.J." Joseph

Home Arena: Hershey Centre

powerbasketball.ca



In the Power's only game this week, David "D.J." Joseph's crew hosted the London Lightning at the Hershey Centre. But even with 27 points from Kirk Williams Jr. and 23 points from Greg Plummer, the Power were dimmed 117-100. Alex Johnson (18) was the only other Power player to score in double figures.

Moncton Miracles

740 Rue Main
Street

Moncton, New Brunswick E1C 1E6

Team phone: (506) 204-7730

Team fax: (506) 204-7840

Head Coach: Dennis Truax

Home arena: Moncton Coliseum

miraclesbasketball.ca



On Thursday night, the Moncton Miracles tried to upend the Island Storm on the road; unfortunately for the Miracles, the result was another Moncton loss, 115-104. Johnny Mayhane accounted for 29 of Moncton's points; Trayvon Lathan snagged 20 from the bench. Travis George garnered 11 rebounds; Stanley Robinson had 16 points and two blocked shots.

The Miracles came back on Sunday afternoon, defeating the Halifax Rainmen on the road 105-97. With Johnny Mayhane and Stanley Robinson firing 23 and 19 points, respectively, the Miracles defeated Halifax for the fourth straight game. In fact, of Moncton's last five victories, four have been against the Rainmen.

Ottawa SkyHawks

2451 St. Joseph Blvd, Suite 219

Ottawa, ON K1C 1E9

Phone: (613) 424-8733

Head coach: Jaren Jackson

Home arena: Canadian Tire Centre

ottawaskyhawks.com



As Jaren Jackson's crew took a Wednesday night win over the London Lightning, 107-89, the SkyHawks averaged a 55% success in 3-point shots (16/29) to London's 32% 3-point accuracy (9/28). Justin Tubbs was the leading scorer for Ottawa, with 22 points; Ryan Anderson achieved a 16-point, 10-rebound double-double.

Returning to the Canadian Tire Centre for the first time in nearly a month, the SkyHawks hoped to bring their fans another home victory. Unfortunately, the Brampton A's took that opportunity away, and Ottawa lost 111-105, despite 26 points from an off-the-bench Jermaine Johnson. Ryan Anderson achieved a double-double of 22 points and 14 rebounds; Mike Rose added 17 points.

**Saint
John
Mill Rats**



133 Prince William Street, Suite 9
Saint John, NB E2L 2B5
Office: (506) 214-4454
Fax: (506) 652-1562
Head Coach: Rob Spon
Home Venue: Harbour Station
millratsbasketball.ca

With Raheem Singleton scoring 24 points off the bench, and Doug Herring Jr. putting 23 points on the scoreboard, the Saint John Mill Rats made short work of Halifax at home on Thursday night, 108-98. Tyrone Levett (16) and Anthony Anderson (14) also scored in double figures for the Port City crew; Levett also had 9 rebounds, 7 assists and 2 steals.

But on Friday night, the Mill Rats let a 37-17 second quarter be their undoing against the Island Storm, and despite 40 points and 9 rebounds from Anthony Anderson, the Rats could not make up the deficit, losing 117-111. The Mill Rats' bench were outscored in the game 52-9. Jermaine Blackburn (23) and Doug Herring Jr. (17) also scored in double figures for Saint John.

**Windsor
Express**



720 Ouellette Ave, Box
24
Windsor, Ontario N9A
1C2
Phone: (519) 800-3665
Head Coach: Bill Jones
Home Venue: WFCU Centre
www.expressbasketball.ca

The Windsor Express' Saturday night game against Brampton was postponed due to snow.

Game reports compiled via team press releases, and from articles appearing in newspapers from the teams' home locations.

NBL CANADA TRANSACTIONS

January 20, 2014: The December 10 2013 game, with the Moncton Miracles facing The Island Storm, that was postponed because of a snowstorm, has been rescheduled for February 15, 2014 at 7pm.

January 20, 2014: The Ottawa SkyHawks' home games on January 27, 2014 (against London) and February 24, 2014 (against Windsor) have been moved to Cégep de l'Outaouais, Gatineau, Quebec at 7:30 pm.

January 21, 2014: The Island Storm released Phil Jones.

January 22, 2014: Mississauga Power signed and activated Daryl McCoy.

January 25, 2014: Today's game (Windsor at Brampton) has been postponed due to snow. A make-up date will be announced.

January 25, 2014: Halifax Rainmen activate Cheyne Gadson from the injured reserve list.

NBL CANADA PLAYER OF THE WEEK

The National Basketball League of Canada is pleased to announce that Antonio Ballard of The Island Storm has been named Player of the Week for the week ending December 8, 2013. This is the second time this season that Ballard has earned this honour.

Ballard, a 6'5" forward who played collegiately at Miami University (Ohio), averaged a double-double of 25.5 points per game and 14.5 rebounds per game in the Storm's two victories this week. His scoring was augmented with 32 points and 19 rebounds in a 115-104 home win against Moncton.

PREVIOUS NBL CANADA PLAYERS OF THE WEEK:

November 3, 2013 – Stefan Bonneau, Windsor Express.

November 10, 2013 – Stanley Robinson, Moncton Miracles.

November 17, 2013 – Doug Herring Jr., Saint John Mill Rats.

November 24, 2013 – Cavell Johnson, Brampton A's.

December 1, 2013 – Elvin Mims, London Lightning.

December 8, 2013 – Antonio Ballard, The Island Storm.

December 15, 2013 – Tim Parham, Halifax Rainmen

December 22, 2013 – Garrett Williamson, London Lightning.

December 29, 2013 – Ryan Anderson, Ottawa SkyHawks.

January 5, 2014 – Johnny Mayhane, Moncton Miracles.

January 12, 2014 – Garrett Williamson, London Lightning.

January 19, 2014 – Anthony Anderson, Saint John Mill Rats.

January 26, 2014 – Antonio Ballard, The Island Storm

PREVIOUS NBL CANADA COACHES OF THE MONTH:

November 2013 – David Magley, Brampton A's.

December 2013 – Bill Jones, Windsor Express.

TOP 20 SINGLE GAME ATTENDANCE FIGURES, 2013-14 SEASON

1.	7,393	Budweiser Gardens	Brampton at London	January 26, 2014
2.	5,802	Budweiser Gardens	Mississauga at London	November 2, 2013
3.	3,834	Budweiser Gardens	Brampton at London	December 8, 2013
4.	3,828	Budweiser Gardens	Brampton at London	January 10, 2014
5.	3,607	Budweiser Gardens	Halifax at London	December 19, 2013
6.	3,579	Budweiser Gardens	Mississauga at London	December 29, 2013
7.	3,414	Budweiser Gardens	Moncton at London	November 30, 2013
8.	3,250	Budweiser Gardens	Ottawa at London	January 5, 2014
9.	3,189	Budweiser Gardens	Windsor at London	December 7, 2013
10.	2,979	Budweiser Gardens	Windsor at London	January 1, 2014
11.	2,909	Budweiser Gardens	Windsor at London	November 15, 2013
12.	2,860	Budweiser Gardens	Mississauga at London	December 12, 2013
13.	2,866	Budweiser Gardens	Ottawa at London	January 22, 2014
14.	2,853	Harbour Station	The Island at Saint John	November 10, 2013
15.	2,800	Caesars Windsor	London at Windsor	January 15, 2014
16.	2,663	Budweiser Gardens	Ottawa at London	November 9, 2013
17.	2,600	Canadian Tire Centre	Windsor at Ottawa	November 2, 2013
18.	2,564	EastLink Arena	Saint John at The Island	November 2, 2013
19.	2,519	Powerade Centre	Mississauga at Brampton	November 15, 2013
20.	2,375	Halifax MetroCentre	London at Halifax	January 18, 2014

NBL CANADA 2013-14 TRIPLE-DOUBLES

December 8, 2013	Cedric Moodie	Brampton at London	15 pts, 11 rebs, 10 assists
December 13, 2013	Trayvon Lathan	Moncton at Halifax	12 pts, 12 rebs, 10 assists
January 9, 2014	Anthony Anderson	Saint John v. Halifax	14 pts, 10 rebs, 10 assists
January 26, 2014	Cedric Moodie	Brampton at London	11 pts, 12 rebs, 10 assists

NATIONAL BASKETBALL LEAGUE OF CANADA PLAYOFF STANDINGS

AS OF JANUARY 26, 2014

ATLANTIC DIVISION

Team	W	L	.PCT	#1 Seed
Saint John	17	11	.607	Magic #= 10-Island, 4-Moncton
The Island	15	13	.536	
Moncton	10	19	.345	
Halifax	6	23	.207	

CENTRAL DIVISION

Team	W	L	.PCT	#1 Seed
Windsor	21	7	.750	Magic #= 10-Brampton, 9-London, 4-Ottawa
Brampton	19	9	.678	
London	20	10	.667	
Ottawa	14	15	.483	
Mississauga	8	23	.258	

NUMBER ONE OVERALL SEED

Team	W	L	.PCT	#1 Overall Seed
Windsor	21	7	.750	Magic #= 10-Bra, 9-Lon, 8-StJ, 6-Isl, 4-Ott
Brampton	19	9	.678	
London	20	10	.667	
Saint John	17	11	.607	
The Island	15	13	.536	
Ottawa	14	15	.483	

The National Basketball League of Canada has confirmed the following playoff format for the 2013-14 NBL season. The magic number listed will count down to clinching the regular season division lead. When the magic number reaches zero, the team in first place has mathematically clinched the division title.

At the end of the season, the #4 and #5 teams in the Central Division will have a one-game "play-in" match at the #4's home court. The winner of that game will continue in the playoffs and be seeded as #4 in the Central Division.

In the NBL quarterfinals, teams #1-#4 and teams #2-#3 will play each other in a best-of-five series, with a 2-2-1 format. The higher seed will have home court for games 1, 2 and

(if necessary) 5.

In the NBL semifinals, the divisional teams will face each other in a best-of-seven series, with a 2-2-1-1-1 format. The higher seed will host games 1, 2, and (if necessary) 5 and 7.

The remaining team in each division will play each other in the NBL Finals, which will be a best-of-seven series with a 2-3-2 format. The team with the higher regular season winning percentage will receive home court advantage for Games 1, 2 and (if necessary) 6 and 7. The winner of that series will be named National Basketball League of Canada Playoff Champion and receive a championship trophy commemorating their victory.

In the event that two or more teams are tied in terms of playoff seeding, the following tiebreakers will take place, in order of importance:

- (1) head-to-head record shall determine the winner;
- (2) if still a tie, head-to-head record against common opponents will determine the winner;
- (3) if still a tie, points scored in head to head competition will determine the winner;
- (4) if still a tie, average margin of victory in head to head competition will determine the winner;
- (5) if still a tie, the team correctly calling the flip of a coin will be seeded higher.

Playoff format subject to change due to venue availability.

NBL PLAYER STATS (courtesy DakStats, <http://www.dakstats.com>)

SCORING AVERAGE	G	FG	3P	FT	PTS	AVG
Anthony Anderson, Saint John	28	228	79	135	670	23.9
Stefan Bonneau, Windsor	27	198	67	157	620	23.0
Antonio Ballard, The Island	27	208	30	153	599	22.2
Johnny Mayhane, Moncton	29	182	95	130	589	20.3
Garrett Williamson, London	30	200	17	179	596	19.9
Ryan Anderson, Ottawa	29	162	87	138	549	18.9
Chris Commons, Windsor	26	194	29	63	480	18.5
Cedric Moodie, Brampton	28	156	76	107	495	17.7
Nick Okorie, MIS-The Island	32	197	77	86	547	17.1
Justin Tubbs, Ottawa	27	164	66	58	452	16.7

SCORING AVERAGE	G	FG	3P	FT	PTS	AVG
Quinnel Brown, Windsor	26	169	31	58	427	16.4
Tyrone Levett, Saint John	28	145	57	100	447	16.0
Tony Bennett, London	17	102	32	35	271	15.9
Marvin Phillips, London	29	169	41	72	451	15.6
Trayvon Lathan, Moncton	26	166	1	71	404	15.5
Doug Herring Jr., Saint John	28	149	38	95	431	15.4
Greg Plummer, ISL-Mississauga	26	140	60	54	394	15.2
Stanley Robinson, Moncton	28	173	5	69	420	15.0
Evaldas Zabas, Brampton	27	142	28	91	403	14.9
Darren Duncan, Windsor	25	97	30	133	357	14.3

REBOUNDS	G	REB	AVG
Tim Parham, Halifax	29	305	10.52
Marvin Phillips, London	29	290	10.00
Antonio Ballard, The Island	27	257	9.52
Dwight McCombs, Mississauga	31	255	8.23
Stanley Robinson, Moncton	28	227	8.11
Ryan Anderson, Ottawa	29	233	8.03
Jermaine Johnson, Ottawa	29	226	7.79
Travis George, Moncton	18	137	7.61
Quinnel Brown, Windsor	26	187	7.19
Trayvon Lathan, Moncton	26	185	7.12

3-POINTERS MADE (min 50 made)	G	3P	3Ppg
Johnny Mayhane, Moncton	29	95	3.28
Ryan Anderson, Ottawa	29	87	3.00
Anthony Anderson, Saint John	28	79	2.82
Cedric Moodie, Brampton	28	76	2.71
Stefan Bonneau, Windsor	27	67	2.48
Justin Tubbs, Ottawa	27	66	2.44
Greg Plummer, ISL-Mississauga	26	60	2.31
Scottie Haralson, Brampton	28	60	2.14
Chris Matthews, STJ-Halifax	28	59	2.10
Nick Okorie, MSS-The Island	32	67	2.09

BLOCKED SHOTS	G	BLK	AVG
Cavell Johnson, Brampton	28	45	1.61
Chris Commons, Windsor	26	32	1.23
Travis George, Moncton	18	22	1.22
Fred Sturdivant, Ottawa	27	33	1.22
Dwight McCombs, Mississauga	31	37	1.19
Tim Parham, Halifax	29	32	1.10

STEALS	G	STL	AVG
Jujuan Cooley, Halifax	28	81	2.89
Al Stewart, The Island	24	60	2.50
Darren Duncan, Windsor	25	51	2.04
Ryan Anderson, Ottawa	29	55	1.90
Doug Herring Jr., Saint John	28	52	1.86
Greg Plummer, ISL-Mississauga	26	48	1.84
Tony Bennett, London	17	28	1.65
Johnny Mayhane, Moncton	29	44	1.52
Stefan Bonneau, Windsor	27	40	1.48
Several players with			1.47

ASSISTS	G	AST	AVG
Darren Duncan, Windsor	25	217	8.68
Jujuan Cooley, Halifax	28	180	6.43
Anthony Anderson, Saint John	28	176	6.29
Al Stewart, The Island	24	149	6.21
Jerice Crouch, Ottawa	29	179	6.17
Tony Bennett, London	17	101	5.94
Alex Johnson, Mississauga	31	175	5.65
Oliver McNally, Moncton	22	117	5.32
Adrian Moss, The Island	19	94	4.95
Stefan Bonneau, Windsor	27	126	4.67

FIELD GOAL PERCENTAGE (min 150 attempts)	FGM	FGA	PCT
Jermaine Johnson, Ottawa	155	267	.581
Jermaine Dailey, Moncton	113	210	.538
Flenard Whitfield, Brampton	102	191	.534
Garrett Williamson, London	200	376	.532
Antonio Ballard, The Island	208	396	.525
Raven Barber, Halifax	127	243	.523
Jermaine Blckburn, Saint John	137	264	.519
Justin Tubbs, Ottawa	164	320	.513
Tim Parham, Halifax	120	237	.506
Al Stewart, The Island	88	174	.506

FREE THROW PERCENTAGE (min 100 attempts)	FTM	FTA	PCT
Stefan Bonneau, Windsor	157	176	.892
Tyrone Levett, Saint John	100	113	.885
Cedric Moodie, Brampton	107	122	.877
Oliver McNally, Moncton	90	104	.865
Darren Duncan, Windsor	133	154	.864
Jujuan Cooley, Halifax	93	108	.861
Ryan Anderson, Ottawa	138	163	.847
Johnny Mayhane, Moncton	130	154	.844
Evaldas Zabas, Brampton	91	109	.835

3-POINT GOALS PERCENTAGE (min 100 attempts)	3PM	3PA	PCT
Stefan Bonneau, Windsor	67	153	.438
Justin Tubbs, Ottawa	66	152	.434
Cedric Moodie, Brampton	76	183	.415
Greg Plummer, ISL-Mississauga	72	175	.411
Tyrone Levett, Saint John	57	139	.410
Chris Matthews, STJ-Halifax	59	146	.404
Scottie Haralson, Brampton	60	150	.400

NATIONAL BASKETBALL LEAGUE OF CANADA SCHEDULES AND RESULTS

BRAMPTON A'S GAME-BY-GAME

Date	H/A	Opponent	Score	W	L	Rec	Att	Leading Scorer
11/1/2013	A	Moncton Miracles	113-89	W		1-0	2,214	Cedric Moodie (31)
11/3/2013	A	Halifax Rainmen	99-91	W		2-0	850	Cavell Johnson (28)
11/5/2013	A	Mississauga Power	107-95	W		3-0	339	Cedric Moodie (21)
11/15/2013	H	Mississauga Power	98-92	W		4-0	2,519	Evaldas Zabas (23)
11/16/2013	H	London Lightning	93-107		L	4-1	643	Cavell Johnson (18); Jordan Hamilton (18)
11/17/2013	A	Windsor Express	77-93		L	4-2	451	Cavell Johnson (17)
11/18/2013	H	Windsor Express	105-103	W		5-2	877	Cedric Moodie (19)
11/21/2013	H	Ottawa SkyHawks	124-87	W		6-2	451	Cavell Johnson (25)
11/23/2013	A	Saint John Mill Rats	107-102	W		7-2	1,985	Cavell Johnson (24)
11/24/2013	A	The Island Storm	101-100	W		8-2	1,306	Cavell Johnson (21)
11/25/2013	H	Windsor Express	115-105	W		9-2	842	Cavell Johnson (19), Evaldas Zabas (19)
12/2/2013	H	Ottawa SkyHawks	102-114		L	9-3	518	Cedric Moodie (18)
12/5/2013	A	Ottawa SkyHawks	108-129		L	9-4	202	Cedric Moodie (18)
12/6/2013	H	Moncton Miracles	124-88	W		10-4	874	Jameson Tipping (21)
12/8/2013	A	London Lightning	108-101	W		11-4	3,834	Kevin Francis (25)
12/11/2013	A	Ottawa SkyHawks	97-111		L	11-5	540	Cedric Moodie (22)
12/14/2013	H	Ottawa SkyHawks	114-101	W		12-5	369	Evaldas Zabas (29)
12/19/2013	A	Mississauga Power	97-91	W		13-5	544	Kevin Francis (19), Melvin Council (19)
12/20/2013	H	Mississauga Power	108-101	W		14-5	621	Cedric Moodie (22)
12/23/2013	H	Halifax Rainmen	107-92	W		15-5	420	Scottie Haralson (20)
12/29/2013	A	Ottawa SkyHawks	108-115		L	15-6	1,217	Cavell Johnson (22)
1/4/2014	H	London Lightning	108-103	W		16-6	780	Cedric Moodie (33)
1/9/2014	A	London Lightning	95-107		L	16-7	3,828	Cedric Moodie (19)
1/10/2014	H	Ottawa SkyHawks	99-89	W		17-7	410	Melvin Council (20)
1/11/2014	H	Mississauga Power	113-106	W		18-7	684	Scottie Haralson (21)
1/18/2014	A	Windsor Express	106-118		L	18-8	696	Cedric Moodie (20)
1/24/2014	A	Ottawa SkyHawks	111-105	W		19-8		Cedric Moodie (36)
1/26/2014	A	London Lightning	108-114		L	19-9	7,393	Cavell Johnson (27)

HALIFAX RAINMEN GAME-BY-GAME

Date	H/A	Opponent	Score	W	L	Rec	Att	Leading Scorer
11/1/2013	H	Saint John Mill Rats	85-105		L	0-1	1,250	Jujuan Cooley (14)
11/3/2013	H	Brampton A's	91-99		L	0-2	850	Stephen Sir (22)
11/6/2013	A	Ottawa SkyHawks	100-111		L	0-3	541	Jujuan Cooley (26)
11/7/2013	A	Mississauga Power	96-112		L	0-4	117	Jujuan Cooley (18)
11/10/2013	H	Moncton Miracles	101-103 (OT)		L	0-5	1,200	Stephen Sir (30)
11/17/2013	H	Saint John Mill Rats	81-88		L	0-6	2,100	Raven Barber (18)
12/5/2013	A	Saint John Mill Rats	102-107		L	0-7	1,224	Cheyne Gadson (22)
12/7/2013	H	Ottawa SkyHawks	108-117		L	0-8	1,100	George Goode (23)
12/8/2013	H	The Island Storm	107-108		L	0-9	1,210	Tim Parham (19), Cheyne Gadson (19)
12/12/2013	H	Windsor Express	84-104		L	0-10	950	Stephen Sir (21)
12/13/2013	H	Moncton Miracles	95-89	W		1-10	900	David Lawrence (18)
12/14/2013	H	The Island Storm	84-82	W		2-10	750	David Lawrence (22)
12/19/2013	A	London Lightning	90-108		L	2-11	3,607	David Lawrence (18)
12/20/2013	A	Windsor Express	91-98		L	2-12	340	Cheyne Gadson (16)
12/23/2013	A	Brampton A's	92-107		L	2-13	420	Jason Williams (15), Raven Barber (15)
12/26/2013	A	The Island Storm	98-106		L	2-14	1,500	Jujuan Cooley (15)
12/27/2013	H	Saint John Mill Rats	98-91	W		3-14	2,010	George Goode (15)
12/29/2013	H	Saint John Mill Rats	107-121		L	3-15	2,156	Jason Williams (26)
12/31/2013	A	The Island Storm	95-107		L	3-16	1,407	Jujuan Cooley (24)
1/2/2014	A	Moncton Miracles	89-92		L	3-17	1,683	Jason Williams (15), George Goode (15)
1/3/2014	A	Saint John Mill Rats	88-98		L	3-18	1,466	Jason Williams (16), Raven Barber (16)
1/4/2014	H	Moncton Miracles	87-89		L	3-19		Chris Matthews (21)
1/9/2014	A	Saint John Mill Rats	91-100		L	3-20	1,466	Jujuan Cooley (19)
1/12/2014	H	The Island Storm	96-88	W		4-20	1,423	Chris Matthews (25)
1/16/2014	A	Moncton Miracles	115-120 (OT)		L	4-21		George Goode (18)
1/18/2014	H	London Lightning	113-110	W		5-21	2,375	Jason Williams (31)
1/19/2014	H	Mississauga Power	102-93	W		6-21	1,920	Chris Matthews (21)
1/23/2014	A	Saint John Mill Rats	98-108		L	6-22	1,503	Tim Parham (14), Olumuyiwa Famutimi (14)
1/26/2014	H	Moncton Miracles	97-105		L	6-23	1,430	Olumuyiwa Famutimi (22)

THE ISLAND STORM GAME-BY-GAME

Date	H/A	Opponent	Score	W	L	Rec	Att	Leading Scorer
11/2/2013	H	Saint John Mill Rats	100-93	W		1-0	2,564	Antonio Ballard (22), Greg Plummer (22)
11/3/2013	H	Moncton Miracles	120-91	W		2-0	2,050	Antonio Ballard (24), Amani Daanish (24)
11/7/2013	H	Moncton Miracles	94-97		L	2-1	1,660	Antonio Ballard (20)
11/10/2013	A	Saint John Mill Rats	129-93	W		3-1	2,853	Amani Daanish (21)
11/14/2013	H	Saint John Mill Rats	90-117		L	3-2	1,894	Antonio Ballard (22)
11/17/2013	H	Moncton Miracles	111-101	W		4-2	1,618	Semaj Inge (21)
11/21/2013	A	Windsor Express	86-90		L	4-3	441	Greg Plummer (22)
11/22/2013	A	Ottawa SkyHawks	99-113		L	4-4	2,100	Antonio Ballard (28)
11/24/2013	H	Brampton A's	100-101		L	4-5	1,306	Antonio Ballard (31)
11/30/2013	H	Mississauga Power	118-107	W		5-5	1,109	Antonio Ballard (20)
12/6/2013	H	Saint John Mill Rats	106-103	W		6-5	1,471	Antonio Ballard (31)
12/8/2013	A	Halifax Rainmen	108-107	W		7-5	1,210	Adrian Moss (33)
12/14/2013	A	Halifax Rainmen	82-84		L	7-6	750	Antonio Ballard (18)
12/16/2013	H	Windsor Express	103-91	W		8-6	1,062	Antonio Ballard (26)
12/20/2013	A	Saint John Mill Rats	100-96	W		9-6	1,477	Antonio Ballard (23)
12/26/2013	H	Halifax Rainmen	106-98	W		10-6	1,500	Semaj Inge (25)
12/27/2013	A	Moncton Miracles	94-107		L	10-7	1,530	Greg Plummer (20)
12/28/2013	A	Moncton Miracles	83-96		L	10-8	1,580	Antonio Ballard (18)
12/31/2013	H	Halifax Rainmen	107-95	W		11-8	1,407	Antonio Ballard (22), Jeremy Williams (22)
1/2/2014	A	Saint John Mill Rats	94-102		L	11-9	1,408	Antonio Ballard (23)
1/5/2014	A	Moncton Miracles	89-101		L	11-10		Antonio Ballard (19)
1/11/2014	H	London Lightning	118-121 (OT)		L	11-11	1,727	Antonio Ballard (34)
1/12/2014	A	Halifax Rainmen	88-96		L	11-12	1,466	Antonio Ballard (22)
1/16/2014	A	Saint John Mill Rats	104-106		L	11-13	1,461	Antonio Ballard (27)
1/17/2014	H	Saint John Mill Rats	129-127	W		12-23	1,304	Antonio Ballard (26)
1/19/2014	H	Moncton Miracles	97-85	W		13-13	1,283	Nick Okorie (27)
1/23/2014	H	Moncton Miracles	115-104	W		14-13	1,503	Antonio Ballard (32)
1/24/2014	A	Saint John Mill Rats	117-111	W		15-13	1,907	Ed Jones (22)

LONDON LIGHTNING GAME-BY-GAME

Date	H/A	Opponent	Score	W	L	Rec	Att	Leading Scorer
11/1/2013	A	Windsor Express	103-115		L	0-1	1,260	Jaytonah Wisseh (24)
11/2/2013	H	Mississauga Power	97-99		L	0-2	5,802	Garrett Williamson (22)
11/9/2013	H	Ottawa SkyHawks	98-97	W		1-2	2,663	Garrett Williamson (24)
11/15/2013	H	Windsor Express	108-84	W		2-2	2,909	Garrett Williamson (21)
11/16/2013	A	Brampton A's	107-93	W		3-2	643	Garrett Williamson (20); Gabe Freeman (20)
11/17/2013	H	Mississauga Power	127-102	W		4-2	2,242	Maurice Bolden (26)
11/21/2013	A	Mississauga Power	114-91	W		5-2	1,308	Garrett Williamson (24)
11/23/2013	A	Windsor Express	97-93	W		6-2	942	Garrett Williamson (21)
11/30/2013	H	Moncton Miracles	101-91	W		7-2	3,414	Garrett Williamson (19), Elvin Mims (19)
12/4/2013	A	Ottawa SkyHawks	105-100	W		8-2	158	Garrett Williamson (28), Marvin Phillips (23)
12/5/2013	A	Mississauga Power	91-95		L	8-3	341	Elvin Mims (30)
12/7/2013	H	Windsor Express	111-117		L	8-4	3,189	Garrett Williamson (27)
12/8/2013	H	Brampton A's	101-108		L	8-5	3,834	Garrett Williamson (36)
12/12/2013	H	Mississauga Power	87-84	W		9-5	2,860	Garrett Williamson (25)
12/19/2013	H	Halifax Rainmen	108-90	W		10-5	3,607	Garrett Williamson (18)
12/22/2013	A	Ottawa SkyHawks	98-90	W		11-5	665	Garrett Williamson (21)
12/27/2013	A	Mississauga Power	117-92	W		12-5	526	Garrett Williamson (25)
12/29/2013	H	Mississauga Power	99-76	W		13-5	3,579	Marvin Phillips (22)
1/1/2014	H	Windsor Express	93-82	W		14-5	2,979	Tony Bennett (22)
1/4/2014	A	Brampton A's	103-108		L	14-6	780	Marvin Phillips (19)
1/5/2014	H	Ottawa SkyHawks	120-108	W		15-6	3,250	Garrett Williamson (23)
1/9/2014	H	Brampton A's	107-95	W		16-6	3,828	Marvin Phillips (20)
1/11/2014	A	The Island Storm	121-118 (OT)	W		17-6	1,727	Garrett Williamson (36)
1/12/2014	A	Moncton Miracles	99-91	W		18-6		Garrett Williamson (23), Marvin Phillips (23)
1/15/2014	A	Windsor Express	78-86		L	18-7	2,800	Tony Bennett (23)
1/18/2014	A	Halifax Rainmen	110-113		L	18-8	2,375	Tony Bennett (28)
1/19/2014	A	Saint John Mill Rats	93-108		L	18-9	2,007	Tim Ellis (26)
1/22/2014	H	Ottawa SkyHawks	89-107		L	18-10	2,886	Greg Surmacz (18)
1/25/2014	A	Mississauga Power	117-100	W		19-10	1,370	Garrett Williamson (25)
1/26/2014	H	Brampton A's	114-108	W		20-10	7,393	Tony Bennett (28)

MISSISSAUGA POWER GAME-BY-GAME

Date	H/A	Opponent	Score	W	L	Rec	Att	Leading Scorer
11/2/2013	A	London Lightning	99-97	W		1-0	5,802	Morgan Lewis (19)
11/5/2013	H	Brampton A's	95-107		L	1-1	339	Dwight McCombs (23), Nick Okorie (23)
11/6/2013	H	Halifax Rainmen	112-96	W		2-1	117	Mark Gomilla (20)
11/15/2013	A	Brampton A's	92-98		L	2-2	2,519	Dwight McCombs (16)
11/16/2013	A	Ottawa SkyHawks	92-95		L	2-3	586	William "Bo" Harris (23)
11/17/2013	A	London Lightning	102-127		L	2-4	2,242	Tyler Murray (19)
11/21/2013	H	London Lightning	91-114		L	2-5	1,308	William "Bo" Harris (22)
11/23/2013	A	Ottawa SkyHawks	97-101		L	2-6	1,098	Nick Okorie (27)
11/28/2013	H	Moncton Miracles	126-113	W		3-6	558	Morgan Lewis (26)
11/30/2013	A	The Island Storm	107-118		L	3-7	1,109	Nick Okorie (41)
12/1/2013	A	Saint John Mill Rats	98-95	W		4-7	1,438	Dwight McCombs (26)
12/4/2013	H	Windsor Express	85-102		L	4-8	139	Kirk Williams Jr. (21)
12/5/2013	H	London Lightning	95-91	W		5-8	341	Nick Okorie (35)
12/11/2013	H	Windsor Express	99-88	W		6-8	379	Dwight McCombs (20)
12/12/2013	A	London Lightning	84-87		L	6-9	2,860	Kirk Williams Jr. (17)
12/15/2013	H	Ottawa SkyHawks	111-108	W		7-9	811	Thijin Moses (27)
12/19/2013	H	Brampton A's	91-97		L	7-10	544	Nick Okorie (25)
12/20/2013	A	Brampton A's	101-108		L	7-11	641	Alex Johnson (24)
12/21/2013	A	Windsor Express	101-108		L	7-12	314	Nick Okorie (22)
12/27/2013	H	London Lightning	92-117		L	7-13	526	Morgan Lewis (18)
12/28/2013	H	Ottawa SkyHawks	89-100		L	7-14	534	Nick Okorie (20)
12/29/2013	A	London Lightning	76-99		L	7-15	3,579	Dwight McCombs (24)
1/3/2014	A	Windsor Express	91-101		L	7-16	356	Kirk Williams Jr. (21)
1/4/2014	H	Ottawa SkyHawks	93-106		L	7-17	530	Nick Okorie (18)
1/5/2014	A	Windsor Express	88-110		L	7-18	287	Nick Okorie (21), Eric Petty Jr. (21)
1/8/2014	H	Windsor Express	87-105		L	7-19	226	Nick Okorie (25)
1/11/2014	A	Brampton A's	113-106		L	7-20	684	Kirk Williams Jr. (24)
1/16/2014	H	Ottawa SkyHawks	98-100		L	7-21	318	Greg Plummer (28)
1/18/2014	A	Moncton Miracles	84-81	W		8-21		Greg Plummer (25)
1/19/2014	A	Halifax Rainmen	93-102		L	8-22	1,920	Morgan Lewis (27)
1/25/2014	H	London Lightning	100-117		L	8-23	1,370	Kirk Williams Jr. (27)

MONCTON MIRACLES GAME-BY-GAME

Date	H/A	Opponent	Score	W	L	Rec	Att	Leading Scorer
11/1/2013	H	Brampton A's	89-113		L	0-1	2,214	Sylvania Watkins (21)
11/3/2013	A	The Island Storm	91-120		L	0-2	2,050	Cornelius Vines (32)
11/7/2013	A	The Island Storm	97-94	W		1-2	1,660	Dominique Buckley (27)
11/9/2013	H	Saint John Mill Rats	109-112		L	1-3	1,563	Stanley Robinson (24)
11/10/2013	A	Halifax Rainmen	103-101 (OT)	W		2-3	1,200	Jermaine Dailey (25)
11/15/2013	H	Saint John Mill Rats	87-90		L	2-4	1,775	Trayvon Lathan (23)
11/17/2013	H	The Island Storm	101-111		L	2-5	1,618	Johnny Mayhane (26)
11/24/2013	A	Saint John Mill Rats	94-109		L	2-6	1,746	Tyrone Levett (25)
11/27/2013	A	Ottawa SkyHawks	114-126		L	2-7	860	Johnny Mayhane (27), Trayvon Lathan (27)
11/28/2013	A	Mississauga Power	113-126		L	2-8	558	Johnny Mayhane (27)
11/30/2013	A	London Lightning	91-101		L	2-9	3,414	Johnny Mayhane (28)
12/6/2013	A	Brampton A's	88-124		L	2-10	874	Alex DesRoches (16)
12/8/2013	A	Windsor Express	101-115		L	2-11	352	Travis George (19), Johnny Mayhane (19)
12/12/2013	H	Saint John Mill Rats	113-118		L	2-12	1,873	Trayvon Lathan (25)
12/13/2013	A	Halifax Rainmen	89-95		L	2-13	900	Johnny Mayhane (28)
12/26/2013	A	Saint John Mill Rats	116-126 (OT)		L	2-14	1,788	Johnny Mayhane (24)
12/27/2013	H	The Island Storm	104-97	W		3-14	1,530	Johnny Mayhane (30)
12/28/2013	H	The Island Storm	96-83	W		4-14	1,580	Stanley Robinson (26)
12/31/2013	A	Saint John Mill Rats	100-90	W		5-14	2,015	Johnny Mayhane (18), Trayvon Lathan (18)
1/2/2014	H	Halifax Rainmen	92-89	W		6-14	1,683	Oliver McNally (17)
1/4/2014	A	Halifax Rainmen	89-87	W		7-14		Johnny Mayhane (17)
1/5/2014	H	The Island Storm	101-89	W		8-14		Johnny Mayhane (28)
1/9/2014	H	Windsor Express	91-93		L	8-15		Johnny Mayhane (17), Trayvon Lathan (17)
1/12/2014	H	London Lightning	91-99		L	8-16		Johnny Mayhane (23)
1/16/2014	H	Halifax Rainmen	120-115 (OT)	W		9-16		Stanley Robinson (25)
1/18/2014	H	Mississauga Power	81-84		L	9-17		Johnny Mayhane (20)
1/19/2014	A	The Island Storm	85-97		L	9-18	1,283	Johnny Mayhane (14)
1/23/2014	A	The Island Storm	104-115		L	9-19	1,503	Johnny Mayhane (29)
1/26/2014	A	Halifax Rainmen	105-97	W		10-19	1,430	Johnny Mayhane (23)

OTTAWA SKYHAWKS GAME-BY-GAME

Date	H/A	Opponent	Score	W	L	Rec	Att	Leading Scorer
11/2/2013	H	Windsor Express	105-113		L	0-1	2,600	Justin Tubbs (22), Tirrell Baines (22)
11/6/2013	H	Halifax Rainmen	111-100	W		1-1	541	Justin Tubbs (26)
11/9/2013	A	London Lightning	97-98		L	1-2	2,663	Justin Tubbs (21), Jermaine Johnson (21)
11/16/2013	H	Mississauga Power	95-92	W		2-2	586	Ryan Anderson (27)
11/21/2013	A	Brampton A's	87-124		L	2-3	451	Tirrell Baines (19)
11/22/2013	H	The Island Storm	113-99	W		3-3	2,100	Ryan Anderson (19), Justin Tubbs (19)
11/23/2013	H	Mississauga Power	101-97	W		4-3	1,098	Ryan Anderson (22)
11/27/2013	H	Moncton Miracles	126-114	W		5-3	860	Ryan Anderson (24)
11/29/2013	H	Windsor Express	102-105		L	5-4	530	Tirrell Baines (23)
12/1/2013	A	Windsor Express	85-88		L	5-5	210	Jermaine Johnson (19)
12/2/2013	A	Brampton A's	114-102	W		6-5	518	Ryan Anderson (21)
12/4/2013	H	London Lightning	100-105		L	6-6	158	Jermaine Johnson (20)
12/5/2013	H	Brampton A's	129-108	W		7-6	202	Justin Tubbs (25)
12/7/2013	A	Halifax Rainmen	117-108	W		8-6	1,100	Justin Tubbs (31)
12/8/2013	A	Saint John Mill Rats	109-116		L	8-7	1,388	Ryan Anderson (34)
12/11/2013	H	Brampton A's	111-97	W		9-7	540	Ryan Anderson (28)
12/14/2013	A	Brampton A's	101-114		L	9-8	369	Jerice Crouch (25)
12/15/2013	A	Mississauga Power	108-111		L	9-9	811	Jerice Crouch (24)
12/22/2013	H	London Lightning	90-98		L	9-10	665	Jerice Crouch (17)
12/27/2013	A	Windsor Express	87-102		L	9-11	596	Ryan Anderson (31)
12/28/2013	A	Mississauga Power	100-89	W		10-11	534	Jermaine Johnson (20)
12/29/2013	H	Brampton A's	115-108	W		11-11	1,217	Ryan Anderson (28)
1/4/2014	A	Mississauga Power	106-93	W		12-11	530	Justin Tubbs (31)
1/5/2014	A	London Lightning	108-120		L	12-12	3,250	Stefan Welsh (29)
1/10/2014	A	Brampton A's	89-99		L	12-13	410	Ryan Anderson (20), Tirrell Baines (20)
1/11/2014	A	Windsor Express	86-88		L	12-14	677	Justin Tubbs (19)
1/16/2014	A	Mississauga Power	100-98	W		13-14	318	Ryan Anderson (18), Jamie Vanderbecken (18)
1/22/2014	A	London Lightning	107-89	W		14-14	2,886	Justin Tubbs (22)
1/24/2014	H	Brampton A's	105-111		L	14-15		Jermaine Johnson (26)

SAINT JOHN MILL RATS GAME-BY-GAME

Date	H/A	Opponent	Score	W	L	Rec	Att	Leading Scorer
11/1/2013	A	Halifax Rainmen	105-85	W		1-0	1,250	Anthony Anderson (23)
11/2/2013	A	The Island Storm	93-100		L	1-1	2,564	Anthony Anderson (16)
11/9/2013	A	Moncton Miracles	112-109	W		2-1	1,563	Anthony Anderson (28)
11/10/2013	H	The Island Storm	93-129		L	2-2	2,853	Anthony Anderson (25)
11/14/2013	A	The Island Storm	117-90	W		3-2	1,894	Doug Herring, Jr. (39)
11/15/2013	A	Moncton Miracles	90-87	W		4-2	1,775	Anthony Anderson (25)
11/17/2013	A	Halifax Rainmen	88-81	W		5-2	2,100	Anthony Anderson (23)
11/21/2013	H	Brampton A's	102-107		L	5-3	1,985	Tyrone Levett (25)
11/24/2013	H	Moncton Miracles	109-97	W		6-3	1,746	Tyrone Levett (25)
12/1/2013	H	Mississauga Power	95-98		L	6-4	1,423	Tyrone Levett (20)
12/5/2013	H	Halifax Rainmen	107-102	W		7-4	1,224	Anthony Anderson (25)
12/6/2013	A	The Island Storm	103-106		L	7-5	1,471	Chris Matthews (22)
12/8/2013	H	Ottawa SkyHawks	116-109	W		8-5	1,388	Anthony Anderson (28)
12/12/2013	A	Moncton Miracles	118-113	W		9-5	1,873	Anthony Anderson (34)
12/14/2013	H	Windsor Express	108-115		L	9-6	1,488	Jermaine Blackburn (25)
12/20/2013	H	The Island Storm	96-100		L	9-7	1,477	Anthony Anderson (21), Raheem Singleton (21)
12/26/2013	H	Moncton Miracles	126-116 (OT)	W		10-7	1,788	Jermaine Blackburn (24)
12/27/2013	A	Halifax Rainmen	91-98		L	10-8	2,010	Anthony Anderson (32)
12/29/2013	A	Halifax Rainmen	121-107	W		11-8	2,156	Anthony Anderson (33)
12/31/2013	H	Moncton Miracles	90-100		L	11-9	2,015	Anthony Anderson (22)
1/2/2014	H	The Island Storm	102-94	W		12-9	1,408	Doug Herring Jr. (19)
1/3/2014	H	Halifax Rainmen	98-88	W		13-9	1,466	Tyrone Levett (19)
1/9/2014	H	Halifax Rainmen	100-91	W		14-9	1,466	Doug Herring jr. (21)
1/16/2014	H	The Island Storm	106-104	W		15-9	1,461	Anthony Anderson (37)
1/17/2014	A	The Island Storm	127-129		L	15-10	1,304	Anthony Anderson (39)
1/19/2014	H	London Lightning	103-98	W		16-10	2,007	Anthony Anderson (27)
1/23/2014	H	Halifax Rainmen	108-98	W		17-10	1,503	Raheem Singleton (24)
1/24/2014	H	The Island Storm	111-117		L	17-11	1,907	Anthony Anderson (40)

WINDSOR EXPRESS GAME-BY-GAME

Date	H/A	Opponent	Score	W	L	Rec	Att	Leading Scorer
11/1/2013	H	London Lightning	115-103	W		1-0	1,260	Stefan Bonneau (31)
11/2/2013	A	Ottawa SkyHawks	113-105	W		2-0	2,600	Stefan Bonneau (30)
11/15/2013	A	London Lightning	84-108		L	2-1	2,909	Quinnel Brown (23)
11/17/2013	H	Brampton A's	93-77	W		3-1	451	Stefan Bonneau (27)
11/18/2013	A	Brampton A's	103-105		L	3-2	877	Chris Commons (33)
11/21/2013	H	The Island Storm	90-86	W		4-2	441	Chris Commons (21)
11/23/2013	H	London Lightning	93-97		L	4-3	942	DeAndre Thomas (22)
11/25/2013	A	Brampton A's	105-115		L	4-4	842	Stefan Bonneau (26)
11/29/2013	A	Ottawa SkyHawks	105-102	W		5-4	530	Stefan Bonneau (33)
12/1/2013	H	Ottawa SkyHawks	88-85	W		6-4	210	DeAndre Thomas (21), Quinnel Brown (21)
12/4/2013	A	Mississauga Power	102-85	W		7-4	139	DeAndre Thomas (27)
12/7/2013	A	London Lightning	117-111	W		8-4	3,189	Stefan Bonneau (32)
12/8/2013	H	Moncton Miracles	115-101	W		9-4	352	Stefan Bonneau (24)
12/11/2013	A	Mississauga Power	88-99		L	9-5	379	Darren Duncan (21)
12/12/2013	A	Halifax Rainmen	104-84	W		10-5	950	Quinnel Brown (21)
12/14/2013	A	Saint John Mill Rats	115-108	W		11-5	1,488	Stefan Bonneau (32)
12/16/2013	A	The Island Storm	91-103		L	11-6	1,062	Stefan Bonneau (23)
12/20/2013	H	Halifax Rainmen	98-91	W		12-6	340	Stefan Bonneau (27)
12/21/2013	H	Mississauga Power	108-101	W		13-6	314	Quinnel Brown (24)
12/28/2013	H	Ottawa SkyHawks	102-87	W		14-6	596	Chris Commons (29)
1/1/2014	A	London Lightning	82-93		L	14-7	2,979	Darren Duncan (16)
1/3/2014	H	Mississauga Power	101-91	W		15-7	356	Quinnel Brown (24)
1/5/2014	H	Mississauga Power	110-88	W		16-7	287	Chris Commons (27)
1/8/2014	A	Mississauga Power	105-87	W		17-7	226	Chris Commons (19), Dominique Buckley (19)
1/9/2014	A	Moncton Miracles	93-91	W		18-7		Quinnel Brown (21)
1/11/2014	H	Ottawa SkyHawks	88-86	W		19-7	677	Stefan Bonneau (34)
1/15/2014	H	London Lightning	86-78	W		20-7	2,800	Stefan Bonneau (21), Quinnel Brown (21)
1/18/2014	H	Brampton A's	118-106	W		21-7	696	Chris Commons (26)

BRAMPTON A'S REGULAR SEASON PLAYER STATS

#	Player	GP	GS	MIN	AVG	FG	FGA	PCT	3P	3PA	.PCT	FTFTA	.PCTOR	DR	REBR/G	PF	A	TO	BLK	ST	PTS	P/G				
20	Cedric Moodie	28	21	829	29.6	156	370	.422	76	183	.415	107	122	.877	32	162	194	6.9	68	108	77	8	40	495	17.7	
13	Evaldas Zabas	27	23	748	27.7	142	295	.481	28	89	.315	91	109	.835	17	62	79	2.9	45	80	40	0	27	403	14.9	
24	Cavell Johnson	28	15	704	25.1	167	352	.474	5	25	.200	55	107	.514	58	100	158	5.6	73	42	64	45	24	394	14.1	
12	Melvin Council	28	12	743	26.5	110	250	.440	35	88	.398	71	83	.855	30	58	88	3.1	56	67	41	1	25	326	11.6	
15	Kevin Francis	28	16	724	25.9	90	213	.423	18	50	.360	63	79	.797	58	105	163	5.8	65	43	32	16	17	261	9.3	
31	Flenard Whitfield	28	12	568	20.3	102	191	.534	0	2	.000	57	82	.695	64	100	164	5.9	89	39	40	14	15	261	9.3	
34	Scottie Haralson	28	9	585	20.9	79	203	.389	60	150	.400	6	8	.750	21	59	80	2.9	47	35	35	3	10	224	8.0	
4	Jameson Tipping	19	13	488	25.7	70	163	.429	36	93	.387	28	40	.700	21	78	99	5.2	68	45	51	6	20	204	10.7	
3	Jordan Hamilton	26	6	333	12.8	48	118	.407	18	65	.277	20	25	.800	14	41	55	2.1	34	27	19	6	10	134	5.2	
32	Steven Idlet	20	7	295	14.8	45	104	.433	0	4	.000	30	49	.612	23	59	82	4.1	63	21	22	9	6	120	6.0	
21	Jesse Tipping	26	2	209	7.9	16	46	.348	9	32	.281	3	3	1.000	11	38	49	1.9	18	11	21	0	5	44	1.7	
2	Brent Jennings	6	2	65	10.8	15	39	.385	1	8	.125	2	2	1.000	3	4	7	1.2	10	2	9	1	1	33	5.5	
5	Rick Bodiford	6	2	37	6.2	9	14	.643	5	9	.556	0	0	.000	1	6	7	1.2	3	4	2	1	0	23	3.8	
10	Adrian Harrison	5	0	55	11.0	6	15	.400	0	0	.000	4	8	.500	3	10	13	2.6	12	0	2	0	2	16	3.2	
1	Dipanjoy Singh	9	0	32	3.6	4	11	.364	1	4	.250	0	0	.000	1	2	3	0.3	4	2	0	0	3	9	1.0	
TEAM														28	192	220										
Brampton A's		28		6415		1059	2384	.444	292	802	.364	538	718	.749	385	1076	1461	52.2	657	526	471	110	211	2948	105.3	
Opponents		28		55407		8494	19076	.445	1833	5254	.349	4544	6390	.711	3089	7997	11086	395.9	5183	4931	3981	798	1931	23365	834.5	

HALIFAX RAINMEN REGULAR SEASON PLAYER STATS

#	Player	GP	GS	MIN	AVG	FG	FGA	PCT	3P	3PA	.PCT	FTFTA	.PCTOR	DR	REBR/G	PF	A	TO	BLK	ST	PTS	P/G				
1	George Goode	29	11	657	22.7	142	311	.457	18	69	.261	46	69	.667	60	91	151	5.2	80	27	49	23	20	348	12.0	
3	Juwan Cooley	28	25	971	34.7	102	282	.362	39	125	.312	93	108	.861	9	81	90	3.2	109	180	85	0	81	336	12.0	
32	Raven Barber	29	17	724	25.0	127	243	.523	0	0	.000	59	92	.641	55	87	142	4.9	52	18	32	11	3	313	10.8	
42	Tim Parham	29	24	820	28.3	120	237	.506	0	0	.000	53	116	.457	99	206	305	10.5	77	17	64	32	12	293	10.1	
8	Jason Williams	20	14	630	31.5	102	226	.451	14	42	.333	57	68	.838	45	66	111	5.5	59	60	47	4	17	275	13.8	
2	Olumuyiwa Famutimi	17	9	496	29.2	90	206	.437	13	48	.271	23	30	.767	31	74	105	6.2	39	40	37	0	25	216	12.7	
8	Stephen Sir	12	11	411	34.3	58	146	.397	31	82	.378	9	10	.900	10	35	45	3.8	23	19	27	0	6	156	13.0	
12	Cheyne Gadson	12	9	287	23.9	53	114	.465	12	26	.462	24	30	.800	5	23	28	2.3	19	41	33	1	10	142	11.8	
23	David Lawrence	14	12	383	27.3	51	112	.455	16	54	.296	11	18	.611	16	41	57	4.1	45	19	18	9	9	129	9.2	
14	Chris Matthews	8	0	226	28.3	46	101	.455	18	48	.375	14	15	.933	1	15	16	2.0	15	5	14	0	7	124	15.5	
5	Malcolm Grant	7	0	193	27.6	30	75	.400	10	20	.500	21	24	.875	5	5	10	1.4	5	29	15	0	4	91	13.0	
21	Oludamilola Sapara	17	4	312	18.4	30	77	.390	1	19	.053	13	25	.520	11	41	52	3.1	33	29	28	6	14	74	4.4	
28	Robert Nortmann	18	1	139	7.7	20	36	.556	0	0	.000	9	22	.409	13	21	34	1.9	25	1	8	3	4	49	2.7	
5	William Funn	7	1	161	23.0	18	33	.545	0	2	.000	12	18	.667	5	15	20	2.9	9	27	15	0	6	48	6.9	
15	Ivan Harris	5	1	120	24.0	16	47	.340	10	29	.345	6	9	.667	3	15	18	3.6	6	3	7	1	2	48	9.6	
5	Brock Gillespie	4	3	139	34.8	16	42	.381	6	18	.333	4	4	1.000	2	6	8	2.0	6	9	10	0	0	42	10.5	
5	Anthony Moody	7	1	99	14.1	14	28	.500	9	14	.643	2	5	.400	3	4	7	1.0	8	9	9	1	7	39	5.6	
4	Dane Johnson	5	1	80	16.0	8	21	.381	1	1	1.000	4	8	.500	7	15	22	4.4	15	7	8	5	3	21	4.2	
6	Tyler Richards	8	1	92	11.5	7	28	.250	4	18	.222	1	3	.333	1	7	8	1.0	8	8	7	0	4	19	2.4	
2	Kaylone Riley	4	0	65	16.3	4	7	.571	0	1	.000	1	7	.143	6	8	14	3.5	10	2	2	1	0	9	2.3	
7	Dwight Tolbert	2	0	8	4.0	0	1	.000	0	0	.000	1	2	.500	0	0	0	0.0	0	0	0	0	0	1	0.5	
TEAM														42	105	147										
Halifax Rainmen		29		7013		1054	2373	.444	202	616	.328	463	683	.678	429	961	1390	47.9	645	551	531	98	236	2773	95.6	
Opponents		29		54809		8499	19087	.445	1923	5440	.353	4619	6425	.719	3045	8121	11157	384.7	5195	4906	3921	810	1906	23540	811.7	

THE ISLAND STORM REGULAR SEASON PLAYER STATS

#	Player	GP	GS	MIN	AVG	FG	FGA	PCT	3P	3PA	.PCT	FTFTA	.PCTOR	DR	REBR/G	PF	A	TO	BLK	ST	PTS	P/G			
5	Antonio Ballard	27	27	954	35.3	208	396	.525	30	84	.357	153	191	.801	99	158	257	9.5	60	59	61	6	32	599	22.2
12	Greg Plummer	21	20	595	28.3	104	243	.428	51	124	.411	38	44	.864	18	61	79	3.8	54	50	41	3	37	297	14.1
10	Al Stewart	24	24	675	28.1	88	174	.506	7	21	.333	68	97	.701	33	64	97	4.0	54	149	41	1	60	251	10.5
1	Shawn Vanzant	27	8	634	23.5	84	184	.457	30	64	.469	42	59	.712	5	25	30	1.1	35	57	31	1	26	240	8.9
3	Adrian Moss	19	3	484	25.5	80	182	.440	36	88	.409	26	37	.703	3	27	30	1.6	53	94	35	0	22	222	11.7
50	Steve Tchiengang	25	17	624	25.0	69	147	.469	3	13	.231	45	67	.672	63	95	158	6.3	83	24	55	9	24	186	7.4
21	Amani Daanish	21	8	505	24.0	65	184	.353	20	68	.294	25	38	.658	42	54	96	4.6	36	27	37	6	22	175	8.3
15	Semaj Inge	20	6	406	20.3	51	123	.415	6	23	.261	62	90	.689	33	42	75	3.8	48	29	42	6	13	170	8.5
33	Dwayne Smith	28	0	369	13.2	57	142	.401	0	17	.000	32	52	.615	34	53	87	3.1	32	14	27	8	8	146	5.2
11	Jeremy Williams	16	7	296	18.5	37	95	.389	14	37	.378	38	45	.844	21	41	62	3.9	49	17	21	7	11	126	7.9
21	Nick Okorie	7	6	217	31.0	38	95	.400	15	44	.341	26	30	.867	3	10	13	1.9	20	26	13	0	5	117	16.7
25	Antoine Tisby	10	9	224	22.4	41	90	.456	0	1	.000	22	39	.564	17	41	58	5.8	17	6	18	4	4	104	10.4
15	Ed Jones	7	4	166	23.7	27	58	.466	17	34	.500	11	18	.611	11	20	31	4.4	16	11	8	2	5	82	11.7
3	Derek Coleman	9	0	201	22.3	12	43	.279	8	25	.320	18	27	.667	3	23	26	2.9	15	39	11	0	7	50	5.6
13	Antwi Atuahene	10	1	141	14.1	13	34	.382	5	8	.625	15	23	.652	5	13	18	1.8	15	10	14	0	2	46	4.6
24	Ashton Graham	12	0	65	5.4	16	34	.471	2	7	.286	3	7	.429	0	3	3	0.3	2	4	3	0	2	37	3.1
20	Doug McKinney	17	0	82	4.8	10	28	.357	5	14	.357	5	6	.833	9	10	19	1.1	11	2	3	1	1	30	1.8
50	Nick Evans	3	0	36	12.0	4	11	.364	0	0	.000	2	2	1.000	3	3	6	2.0	9	1	2	0	0	10	3.3
25	Phil Jones	4	0	31	7.8	1	4	.250	0	0	.000	0	2	.000	4	6	10	2.5	5	1	3	3	0	2	0.5
TEAM																									
The Island Storm														27 119 146 46.5 615 620 487 57 282 2890 103.2											
Opponents														28 55117 854819193 .4451876 5384 .34844516234 .7143045806111246 401.6 5225 4837 3965 851 186023423 836.5											

LONDON LIGHTNING REGULAR SEASON PLAYER STATS

#	Player	GP	GS	MIN	AVG	FG	FGA	PCT	3P	3PA	.PCT	FTFTA	.PCTOR	DR	REBR/G	PF	A	TO	BLK	ST	PTS	P/G			
15	Garrett Williamson	30	29	1088	36.3	200	376	.532	17	43	.395	179	226	.792	47	78	125	4.2	64	114	88	19	38	596	19.9
45	Marvin Phillips	29	28	918	31.7	169	376	.449	41	136	.301	72	94	.766	92	198	290	10.0	80	54	54	28	36	451	15.6
4	Elvin Mims	30	15	791	26.4	127	305	.416	7	43	.163	50	72	.694	57	143	200	6.7	79	52	35	25	37	311	10.4
5	Tony Bennett	17	17	593	34.9	102	233	.438	32	89	.360	35	50	.700	8	45	53	3.1	60	101	42	4	28	271	15.9
23	Tim Ellis	30	27	1010	33.7	117	237	.494	2	16	.125	33	46	.717	84	118	202	6.7	72	85	44	12	44	269	9.0
22	Jaytornah Wisseh	15	1	376	25.1	60	134	.448	20	45	.444	44	55	.800	11	36	47	3.1	26	85	43	0	13	184	12.3
1	Maurice Bolden	25	12	334	13.4	64	157	.408	11	37	.297	38	53	.717	29	65	94	3.8	46	28	25	12	14	177	7.1
8	Jason Forte	15	1	380	25.3	68	148	.459	8	33	.242	31	53	.585	31	67	98	6.5	42	26	28	4	8	175	11.7
33	Greg Surmacz	20	3	354	17.7	57	129	.442	21	51	.412	16	25	.640	19	54	73	3.6	38	23	6	10	8	151	7.5
3	Darin Mency	16	0	226	14.1	37	89	.416	23	60	.383	17	22	.773	9	18	27	1.7	22	13	19	2	3	114	7.1
13	Stephen McDowell	9	0	176	19.6	37	87	.425	14	35	.400	11	15	.733	2	11	13	1.4	11	26	14	2	6	99	11.0
25	Gabe Freeman	6	3	114	19.0	25	64	.391	2	8	.250	28	32	.875	13	23	36	6.0	22	7	9	5	8	80	13.3
10	Antwi Atuahene	12	2	172	14.3	21	53	.396	5	9	.556	23	30	.767	6	14	20	1.7	21	30	21	0	10	70	5.8
11	James Millen	24	2	230	9.6	21	71	.296	3	9	.333	11	16	.688	6	16	22	0.9	18	16	13	3	6	56	2.3
30	Eric Frederick	6	0	72	12.0	16	36	.444	2	14	.143	4	5	.800	3	12	15	2.5	4	8	10	0	5	38	6.3
12	Curtis Withers	4	0	56	14.1	11	24	.458	0	0	.000	13	16	.813	3	7	10	2.5	11	2	7	0	1	35	8.8
3	Raheem Singleton	10	10	128	12.8	10	26	.385	3	8	.375	8	14	.571	4	11	15	1.5	13	15	12	2	5	31	3.1
5	Maurice Carter	2	0	30	15.0	3	10	.300	0	1	.000	2	2	1.000	0	3	3	1.5	4	2	1	0	1	8	4.0
34	Al'Lonzo Coleman	2	0	17	8.5	2	5	.400	0	0	.000	1	2	.500	1	1	2	1.0	1	0	1	0	0	5	2.5
20	Harouna Mutombo	5	0	23	4.6	0	2	.000	0	1	.000	0	0	.000	0	0	0	0.0	5	1	1	0	1	0	0.0
TEAM														4 92 96 48.0 639 688 484 129 275 3121 104.0											
London Lightning														30 7088 1147 2564 .447211 639 .330 616 828 .744 4291012 1441 370.2 5201 4769 3968 779 186723192 773.1											
Opponents														30 54734 840618896 .4451914 5417 .35344666280 .7113045806111106 370.2 5201 4769 3968 779 186723192 773.1											

SAINT JOHN MILL RATS REGULAR SEASON PLAYER STATS

#	Player	GP	GS	MIN	AVG	FG	FGA	PCT	3P	3PA	.PCT	FTFTA	.PCTOR	DR	REBR/G	PF	A	TO	BLK	ST	PTS	P/G				
12	Anthony Anderson	28	28	1191	42.5	228	487	.468	79	218	.362	135	168	.804	30	111	141	5.0	59	176	60	6	40	670	23.9	
34	Tyrone Levett	28	28	963	34.4	145	322	.450	57	139	.410	100	113	.885	37	145	182	6.5	100	58	35	17	28	447	16.0	
21	Doug Herring Jr	28	24	954	34.1	149	340	.438	38	87	.437	95	127	.748	28	119	147	5.3	63	129	56	5	52	431	15.4	
24	Jermaine Blackburn	26	25	809	31.1	137	264	.519	16	48	.333	75	81	.926	24	90	114	4.4	74	70	59	12	24	365	14.0	
22	Chris Matthews	20	1	439	21.9	90	194	.464	41	98	.418	26	31	.839	7	39	46	2.3	24	32	23	0	6	247	12.4	
41	Casey Love	21	14	520	24.8	94	199	.472	1	3	.333	33	46	.717	26	64	90	4.3	80	20	40	10	6	222	10.6	
11	Raheem Singleton	15	5	414	27.6	46	101	.455	10	29	.345	58	71	.817	15	24	39	2.6	37	61	27	1	10	160	10.7	
11	Will Blalock	10	9	363	36.3	38	74	.514	16	29	.552	16	25	.640	1	45	46	4.6	24	57	15	3	13	108	10.8	
10	Ashton Smith	21	1	219	10.4	27	81	.333	10	29	.345	10	18	.556	2	34	36	1.7	26	34	19	0	12	74	3.5	
20	Eric Crookshank	11	0	203	18.5	33	45	.733	0	0	.000	2	9	.222	27	31	58	5.3	28	6	5	8	8	68	6.2	
42	Modibo Diarra	19	3	245	12.9	19	45	.422	0	0	.000	5	7	.714	19	34	53	2.8	51	8	11	5	3	43	2.3	
33	Alex Jackson	10	1	106	10.6	10	22	.455	1	3	.333	17	23	.739	12	13	25	2.5	19	2	6	0	2	38	3.8	
35	Damian Gay	16	0	110	6.9	7	23	.304	0	2	.000	5	7	.714	5	14	19	1.2	31	4	9	0	2	19	1.2	
23	Robert Curtis	2	0	39	19.5	8	12	.667	0	0	.000	2	9	.222	6	4	10	5.0	8	0	6	0	0	18	9.0	
33	Damian Eargle	1	0	11	11.0	3	8	.375	0	0	.000	2	2	1.000	4	3	7	7.0	2	1	1	1	0	8	8.0	
10	Dane Smith	5	0	22	4.4	2	8	.250	0	1	.000	3	8	.375	3	2	5	1.0	4	1	3	0	0	7	1.4	
33	Eric Petty Jr	3	0	22	7.3	2	5	.400	0	0	.000	1	2	.500	2	1	3	1.0	6	0	3	1	1	5	1.7	
00	Mike Luby	4	1	30	7.5	2	6	.333	0	0	.000	0	0	.000	1	1	2	0.5	4	0	2	0	0	4	1.0	
00	Jonas Pierre	5	0	24	4.8	1	2	.500	0	0	.000	0	0	.000	1	3	4	0.8	5	1	0	0	0	2	0.4	
23	Mike Anderson	5	0	20	4.0	0	6	.000	0	3	.000	0	0	.000	0	0	0	0.0	3	3	0	0	0	0	0.0	
TEAM															14	231	245				19					
Saint John Mill Rats		28		6704		1041	2245	.464	269	690	.390	585	747	.783	264	1008	1272	45.4	651	663	399	70	209	2936	104.9	
Opponents		28		55118		8512	19215	.443	1856	5366	.346	4497	6361	.707	321	10806	511275	402.7	5189	4794	4053	838	1933	23377	834.9	

WINDSOR EXPRESS REGULAR SEASON PLAYER STATS

#	Player	GP	GS	MIN	AVG	FG	FGA	PCT	3P	3PA	.PCT	FTFTA	.PCTOR	DR	REBR/G	PF	A	TO	BLK	ST	PTS	P/G				
5	Stefan Bonneau	27	23	1011	37.4	198	404	.490	67	153	.438	157	176	.892	50	78	128	4.7	48	126	60	4	40	620	23.0	
24	Chris Commons	26	25	972	37.4	194	427	.454	29	108	.269	63	93	.677	40	140	180	6.9	86	73	65	32	25	480	18.5	
15	Quinnel Brown	26	25	992	38.2	169	368	.459	31	102	.304	58	85	.682	28	159	187	7.2	66	59	70	17	32	427	16.4	
12	Darren Duncan	25	20	922	36.9	97	226	.429	30	83	.361	133	154	.864	13	103	116	4.6	65	217	72	5	51	357	14.3	
2	DeAndre Thomas	26	21	646	24.8	115	243	.473	1	1	1.000	81	125	.648	54	118	172	6.6	89	28	57	19	26	312	12.0	
10	Kevin Loiselle	27	10	736	27.3	75	154	.487	0	12	.000	51	93	.548	57	131	188	7.0	115	33	49	19	31	201	7.4	
11	Papa Oppong	28	10	617	22.0	67	181	.370	29	101	.287	26	31	.839	16	63	79	2.8	44	31	29	3	24	189	6.8	
33	Erik Parker	26	6	349	13.4	32	76	.421	2	8	.250	18	23	.783	33	35	68	2.6	58	9	10	7	0	84	3.2	
14	Dominique Buckley	8	0	109	13.6	19	44	.432	14	28	.500	6	6	1.000	2	9	11	1.4	9	11	13	0	2	58	7.3	
23	DeAndre Hall	19	0	183	9.6	17	48	.354	0	7	.000	10	16	.625	6	17	23	1.2	27	14	5	1	4	44	2.3	
44	Nick Evans	10	0	78	7.8	9	23	.391	0	1	.000	1	4	.250	5	14	19	1.9	18	1	10	4	1	19	1.9	
22	Paul Williams	10	0	60	6.0	5	19	.263	2	11	.182	6	6	1.000	3	9	12	1.2	4	5	4	0	1	18	1.8	
4	Jason Dawson	2	0	9	4.5	1	2	.500	0	0	.000	0	0	.000	0	0	0	0.0	0	5	0	0	0	2	1.0	
14	Tommy Freeman	3	0	15	5.0	0	1	.000	0	0	.000	0	0	.000	0	0	0	0.0	2	0	0	0	1	0	0.0	
32	R.J. Wells	10	1	13	1.3	0	3	.000	0	2	.000	0	0	.000	2	1	3	0.3	2	1	2	0	0	0	0.0	
40	Terance Licorish	1	0	0	0.0	0	0	.000	0	0	.000	0	0	.000	0	0	0	0.0	0	0	0	0	0	0	0.0	
TEAM															8	77	85				6					
Windsor Express		28		6711		998	2219	.450	205	617	.332	610	812	.751	317	954	1271	45.4	633	613	452	111	238	2811	100.4	
Opponents		28		51269		7941	17928	.443	1786	5059	.353	4129	5845	.706	2958	7595	10553	376.9	4840	4496	3725	749	1788	21797	778.5	

NATIONAL BASKETBALL LEAGUE OF CANADA LEAGUE OFFICE CONTACT INFORMATION

 <p>National Basketball League of Canada</p>	<p>Executive Offices</p> <p>120 Eglinton Avenue East, 8th Floor Toronto, Ont. M4P 1E2 PHONE: (416)-322-5188 FAX: (416)-322-6371 info@nblcanada.ca Connect with us: www.nblcanada.ca www.twitter.com/nblcanda www.facebook.com/nblcanada</p>	 <p>Ligue nationale de basketball du Canada</p>
--	---	---