



THE NATIONAL BASKETBALL LEAGUE OF CANADA WEEKLY REPORT

Volume 3, Issue 14

February 2, 2014

GAMES PLAYED

Mon. Jan. 27

Brampton 129, Mississauga 96
Ottawa 107, London 104
(Game played at Cégep de l'Outaouais, Gatineau, Que.)

Wed. Jan. 29

Halifax at Moncton ppd, snow
(game rescheduled for Feb 24)
The Island 96, Ottawa 83

Thu. Jan. 30

Mississauga 118, Brampton 102

Fri. Jan. 31

Moncton 123, Ottawa 105

Sun. Feb. 2

Saint John 119, Moncton 110

ATLANTIC DIVISION

Team	W	L	.PCT	GB
Saint John	18	11	.620	--
The Island	16	13	.551	2
Moncton	11	20	.354	8
Halifax	6	23	.207	12

CENTRAL DIVISION

Team	W	L	.PCT	GB
Windsor	21	7	.750	--
Brampton	20	10	.690	1.5
London	20	11	.633	3
Ottawa	15	17	.469	8
Mississauga	9	24	.272	14.5

UPCOMING GAMES (all times local)

Tue. Feb. 4

Halifax at The Island 7:00 PM AST

Wed. Feb. 5

Saint John at Ottawa 7:30 PM EST

Thu. Feb. 6

Windsor at London 7:00 PM EST

Saint John at Mississauga 7:00 PM EST

The Island at Moncton 7:00 PM AST

Fri. Feb. 7

London at Windsor 7:00 PM EST

Halifax at The Island 7:00 PM AST

Saint John at Brampton 7:00 PM EST




Sat. Feb. 8

Halifax at Moncton 7:00 PM AST

All content Copyright © 2014 · National Basketball League of Canada. All Rights Reserved.
"The National Basketball League of Canada Weekly Report" is edited by Chuck Miller.



NBL TEAM REPORTS

<p>Brampton A's 7575 Kennedy Road S. Brampton ON L6W 4T2 Phone: (519) 943-0781 Fax: (519) 940-3730 Head Coach: David Magley Home Arena: Powerade Centre bramptonas.ca</p> 	<p>Brampton and Mississauga played a home-and-home series this week. The first game, held at the Powerade Centre, started out with a 41-19 Brampton lead; followed by a 30-18 run in the second quarter. That's right. 71-37 at the half. And Brampton continued the pressure, winning the game 129-96. Nine of the eleven A's that suited up scored in double figures, with Cavell Johnson leading with 20 points and 3 blocked shots. Flenard Whitfield (18 pts, 15 rebs) and Cedric Moodie (12 pts, 11 rebs) had double-doubles in the game.</p> <p>The A's could not make it two in a row, however, as the Power came back with a 118-102 Thursday morning Brampton defeat. Flenard Whitfield was the top scorer with 18 points; Cedric Moodie contributed 13 points, 9 rebounds and 7 assists.</p>
<p>Halifax Rainmen</p>  <p>1888 Brunswick Street, Suite 611 Halifax, Nova Scotia B3J 3J8 Phone: (902) 444-RAIN, (902) 444-7246 Fax: 1-866-424-4267 Head Coach: Craig Hodges Home arena: Halifax MetroCentre rainmenbasketball.ca</p>	<p>The Halifax Rainmen's road game against Moncton was postponed due to snow and rescheduled for February 24, 2014.</p>
<p>The Island Storm</p>  <p>46 Kensington Rd. Charlottetown, PEI C1A 5H7 Phone: (902) 629-6600 Fax: (902) 629-6650 Head Coach: Joseph Salerno Home Venue: EastLink Arena stormbasketball.ca</p>	<p>The Island Storm climbed higher and higher to the top of the NBL's Atlantic Division, and a 96-83 home victory over the Ottawa SkyHawks on Wednesday night helped the cause. In the win, Antonio Ballard led the Storm with 22 points and 12 rebounds, while Nick Okorie achieved 17 points and 7 assists.</p>
<p>London Lightning</p>  <p>358 Horton Street E. London, Ontario N6B 1L7 Phone: (519) 433-0634 Fax: (519) 433-9849 Head Coach: Micheal Ray Richadson Home arena: Budweiser Gardens lightningbasketball.ca</p>	<p>The London Lightning took a tough loss in Gatineau on Monday night, as the Lightning fell 107-104 to the Ottawa SkyHawks. The Lightning's top scorers that night were Tony Bennett (22) and Garrett Williamson (20), while Marvin Phillips (18 pts, 11 rebs) and Tim Ellis (12 pts, 10 rebs) achieved double-doubles for London.</p>

Mississauga Power

5500 Rose Cherry Place

Mississauga, ON L4Z 4B6

Office: 647-559-6012

Head Coach: David "D.J." Joseph

Home Arena: Hershey Centre

powerbasketball.ca



In one of the worst starts to any game in NBL history, the Mississauga Power fell behind 7-37 in the first half of their Monday night road contest against the Brampton A's. The Power came back as best as they could, only to lose 129-96. Morgan Lewis was the top scorer for the Power with 23 points and 9 rebounds; Kirk Williams Jr. added 20 points.

The return game, held at a special early-morning contest at the Hershey Centre, showed the Power with a 118-102 revenge win. Morgan Lewis put 37 points on the board, while Kirk Williams Jr. added 24. Alex Johnson had a double-double of 14 assists and 10 points; Johnson and Dwight McCombs also had eight rebounds apiece.

Moncton Miracles

740 Rue Main Street

Moncton, New Brunswick E1C 1E6

Team phone: (506) 204-7730

Team fax: (506) 204-7840

Head Coach: Dennis Truax

Home arena: Moncton Coliseum

miraclesbasketball.ca



The Moncton Miracles' home game against Halifax was postponed due to snow; rescheduled for February 24, 2014.

Moncton continued to battle for the upper level of the division. With 36 points from Moncton's leading scorer Johnny Mayhane, 26 points from Trayvon Lathan and 10 rebounds from Jermaine Dailey, Moncton, took a 123-105 victory over the Ottawa Senators at the Coliseum.

Unfortunately, any chance to gain ground on the division-leading Saint John Mill Rats were stifled, 119-110. Johnny Mayhane had 39 points on 10-for-33 shooting from the floor, but could only achieve 2-for-12 from beyond 3-point range. Travis George had a double-double of 15 points and 13 team-high rebounds; he also had two blocked shots.

Ottawa SkyHawks

2451 St. Joseph Blvd, Suite 219

Ottawa, ON K1C 1E9

Phone: (613) 424-8733

Head coach: Jaren Jackson

Home arena: Canadian Tire Centre

ottawaskyhawks.com



With the first of two regular season games scheduled to be played at Cégep de l'Outaouais in Gatineau, the Ottawa SkyHawks held off the London Lightning at their Quebec alternate venue, 107-104. Jerice Crouch was the top scorer for the SkyHawks with 18 points; Ryan Anderson and Jermaine Johnson added 16 points apiece.

The SkyHawks then made their Atlantic Division road trip, stopping first in Prince Edward Island for a Wednesday evening contest against the Island Storm. In the 96-83 loss to the Storm, Jerice Crouch again was the top scorer for the Storm, with 26 points; Ryan Anderson had a 13-rebound, 16-point double-double, and was one assist short of a triple-double.

Next up for the SkyHawks was a Friday evening contest against the Moncton Miracles. Once again, Jerice Crouch scored 26 points; but without Ryan Anderson in the lineup due to an injury, the SkyHawks fell to Moncton 123-105. Justin Tubbs snagged a double-double of 22 points and 10 rebounds.

Saint John Mill Rats

133 Prince William Street, Suite 9

Saint John, NB E2L 2B5

Office: (506) 214-4454

Fax: (506) 652-1562

Head Coach: Rob Spon

Home Venue: Harbour Station

millratsbasketball.ca



In the Mill Rats' only game of the week, the Port City crew traveled to Moncton on Sunday afternoon and took care of business, winning against the Moncton Miracles 119-110. Doug Herring Jr. had the hot hand for the Mill Rats, scoring 28 points and pulling down 9 rebounds. Anthony Anderson and Tyrone Levett finished with 23 and 22 points, respectively.

**Windsor
Express**

720 Ouellette Ave, Box
24
Windsor, Ontario N9A
1C2
Phone: (519) 800-3665
Head Coach: Bill Jones
Home Venue: WFCU Centre
www.expressbasketball.ca



The Windsor Express did not play this week.

Game reports compiled via team press releases, and from articles appearing in newspapers from the teams' home locations.

NBL CANADA TRANSACTIONS

January 27, 2014: Windsor Express signed George Goode.

January 27, 2014: Halifax Rainmen released George Goode and Cheyne Gadson.

January 27, 2014: Mississauga Power release Greg Plummer.

January 27, 2014: Brampton A's place Jameson Tipping on Injured Reserve. Signed and activated Jasper Williams.

January 27, 2014: Windsor Express release Nick Evans.

January 27, 2014: The Island Storm signed and activated Bilal Dixon.

January 28, 2014: Ottawa SkyHawks released Stefan Welsh.

January 28, 2014: London Lightning released Eric Frederick.

January 29, 2014: Windsor Express released Paul Williams.

January 29, 2014: The Halifax-at-Moncton game that was scheduled for today was postponed due to snow; the make-up date will be February 24, 2014 at 7:00 pm.

January 29, 2014: Halifax Rainmen sign and activate Ibrahim "Abe" Toulani.

January 31, 2014: The January 25 2014 game, with the Windsor Express facing the Brampton A's, that was postponed because of a snowstorm, has been rescheduled for February 25, 2014 at 7pm.

February 1, 2014: London Lightning signed and activated Zane Johnson and Matt Humphrey. Released James Millen.

NBL CANADA PLAYER OF THE WEEK

The National Basketball League of Canada is pleased to announce that Morgan Lewis of the Mississauga Power has been named Player of the Week for the week ending February 2, 2014. This is the first time that a player from the Mississauga Power has earned Player of the Week honours this season; Lewis last earned the award on November 18, 2012, as a member of the London Lightning.

Lewis, a 6'5 guard who played collegiately at Findlay, averaged 30 points in two games this week, including scoring 37 points (and going 14-for-15 from the free throw line) in a 118-102 Thursday victory against the Brampton A's.

PREVIOUS NBL CANADA PLAYERS OF THE WEEK:

November 3, 2013 – Stefan Bonneau, Windsor Express.

November 10, 2013 – Stanley Robinson, Moncton Miracles.

November 17, 2013 – Doug Herring Jr., Saint John Mill Rats.

November 24, 2013 – Cavell Johnson, Brampton A's.

December 1, 2013 – Elvin Mims, London Lightning.

December 8, 2013 – Antonio Ballard, The Island Storm.

December 15, 2013 – Tim Parham, Halifax Rainmen

December 22, 2013 – Garrett Williamson, London Lightning.

December 29, 2013 – Ryan Anderson, Ottawa SkyHawks.

January 5, 2014 – Johnny Mayhane, Moncton Miracles.

January 12, 2014 – Garrett Williamson, London Lightning.

January 19, 2014 – Anthony Anderson, Saint John Mill Rats.

January 26, 2014 – Antonio Ballard, The Island Storm

NBL CANADA COACH OF THE MONTH

The National Basketball League of Canada is pleased to announce that Rob Spon, head coach of the Saint John Mill Rats, has been named Coach of the Month for January 2014. This is the second time a Mill Rats head coach has claimed this honour; David Cooper was named Coach of the Month in January 2013.

During the month of January, Spon's Mill Rats compiled a 6-2 record and remained atop the NBL's Atlantic Division. Spon currently has the league's top scorer, Anthony Anderson, on his roster; Anderson leads the NBL with nearly a 24.0 points per game average. Jermaine Blackburn, another star on the Mill Rats, currently has the best free throw percentage in the NBL, with a nearly 93% accuracy from the line. The Mill Rats also lead the league with a 1.662 assist-to-turnover ratio.

PREVIOUS NBL CANADA COACHES OF THE MONTH:

November 2013 – David Magley, Brampton A's.

December 2013 – Bill Jones, Windsor Express.

January 2014 – Rob Spon, Saint John Mill Rats.

TOP 20 SINGLE GAME ATTENDANCE FIGURES, 2013-14 SEASON

1.	7,393	Budweiser Gardens	Brampton at London	January 26, 2014
2.	5,802	Budweiser Gardens	Mississauga at London	November 2, 2013
3.	3,834	Budweiser Gardens	Brampton at London	December 8, 2013
4.	3,828	Budweiser Gardens	Brampton at London	January 10, 2014
5.	3,607	Budweiser Gardens	Halifax at London	December 19, 2013
6.	3,579	Budweiser Gardens	Mississauga at London	December 29, 2013
7.	3,414	Budweiser Gardens	Moncton at London	November 30, 2013
8.	3,250	Budweiser Gardens	Ottawa at London	January 5, 2014
9.	3,189	Budweiser Gardens	Windsor at London	December 7, 2013
10.	2,979	Budweiser Gardens	Windsor at London	January 1, 2014
11.	2,909	Budweiser Gardens	Windsor at London	November 15, 2013
12.	2,860	Budweiser Gardens	Mississauga at London	December 12, 2013
13.	2,866	Budweiser Gardens	Ottawa at London	January 22, 2014
14.	2,853	Harbour Station	The Island at Saint John	November 10, 2013
15.	2,800	Caesars Windsor	London at Windsor	January 15, 2014
16.	2,663	Budweiser Gardens	Ottawa at London	November 9, 2013
17.	2,600	Canadian Tire Centre	Windsor at Ottawa	November 2, 2013
18.	2,564	EastLink Arena	Saint John at The Island	November 2, 2013
19.	2,519	Powerade Centre	Mississauga at Brampton	November 15, 2013
20.	2,375	Halifax MetroCentre	London at Halifax	January 18, 2014

NBL CANADA 2013-14 TRIPLE-DOUBLES

December 8, 2013	Cedric Moodie	Brampton at London	15 pts, 11 rebs, 10 assists
December 13, 2013	Trayvon Lathan	Moncton at Halifax	12 pts, 12 rebs, 10 assists
January 9, 2014	Anthony Anderson	Saint John v. Halifax	14 pts, 10 rebs, 10 assists
January 26, 2014	Cedric Moodie	Brampton at London	11 pts, 12 rebs, 10 assists

NATIONAL BASKETBALL LEAGUE OF CANADA PLAYOFF STANDINGS

AS OF FEBRUARY 2, 2014

ATLANTIC DIVISION

Team	W	L	.PCT	#1 Seed
Saint John	18	11	.620	Magic #=9-Island, 2-Moncton
The Island	16	13	.552	
Moncton	11	20	.354	
Halifax	6	23	.207	

CENTRAL DIVISION

Team	W	L	.PCT	#1 Seed
Windsor	21	7	.750	Magic #=10-Brampton, 8-London, 2-Ottawa
Brampton	20	9	.689	
London	19	11	.633	
Ottawa	15	17	.469	
Mississauga	9	24	.272	

NUMBER ONE OVERALL SEED

Team	W	L	.PCT	#1 Overall Seed
Windsor	21	7	.750	Magic #=10-Bra, 8-Lon, 8-StJ, 6-IsI, 2-Ott
Brampton	20	9	.689	
London	19	11	.633	
Saint John	18	11	.620	
The Island	16	13	.552	
Ottawa	15	17	.469	

The National Basketball League of Canada has confirmed the following playoff format for the 2013-14 NBL season. The magic number listed will count down to clinching the regular season division lead. When the magic number reaches zero, the team in first place has mathematically clinched the division title.

At the end of the season, the #4 and #5 teams in the Central Division will have a one-game "play-in" match at the #4's home court. The winner of that game will continue in the playoffs and be seeded as #4 in the Central Division.

In the NBL quarterfinals, teams #1-#4 and teams #2-#3 will play each other in a best-of-five series, with a 2-2-1 format. The higher seed will have home court for games 1, 2 and

(if necessary) 5.

In the NBL semifinals, the divisional teams will face each other in a best-of-seven series, with a 2-2-1-1-1 format. The higher seed will host games 1, 2, and (if necessary) 5 and 7.

The remaining team in each division will play each other in the NBL Finals, which will be a best-of-seven series with a 2-3-2 format. The team with the higher regular season winning percentage will receive home court advantage for Games 1, 2 and (if necessary) 6 and 7. The winner of that series will be named National Basketball League of Canada Playoff Champion and receive a championship trophy commemorating their victory.

In the event that two or more teams are tied in terms of playoff seeding, the following tiebreakers will take place, in order of importance:

- (1) head-to-head record shall determine the winner;
- (2) if still a tie, head-to-head record against common opponents will determine the winner;
- (3) if still a tie, points scored in head to head competition will determine the winner;
- (4) if still a tie, average margin of victory in head to head competition will determine the winner;
- (5) if still a tie, the team correctly calling the flip of a coin will be seeded higher.

Playoff format subject to change due to venue availability.

NBL PLAYER STATS (courtesy DakStats, <http://www.dakstats.com>)

SCORING AVERAGE	G	FG	3P	FT	PTS	AVG
Anthony Anderson, Saint John	29	237	81	138	693	23.9
Stefan Bonneau, Windsor	27	198	67	157	620	23.0
Antonio Ballard, The Island	28	213	30	165	621	22.2
Johnny Mayhane, Moncton	31	204	102	154	664	21.4
Garrett Williamson, London	31	205	18	188	616	19.9
Ryan Anderson, Ottawa	31	173	94	141	581	18.7
Chris Commons, Windsor	26	194	29	63	480	18.5
Cedric Moodie, Brampton	30	165	78	112	520	17.3
Nick Okorie, MIS-The Island	33	204	69	87	564	17.1
Justin Tubbs, Ottawa	30	184	70	63	501	16.7

SCORING AVERAGE	G	FG	3P	FT	PTS	AVG
Quinnel Brown, Windsor	26	169	31	58	427	16.4
Tony Bennett, London	18	110	37	36	293	16.3
Tyrone Levett, Saint John	29	152	58	107	469	16.2
Doug Herring Jr., Saint John	29	159	41	100	459	15.8
Trayvon Lathan, Moncton	28	181	1	80	443	15.8
Marvin Phillips, London	30	174	42	79	469	15.6
Stanley Robinson, Moncton	28	173	5	69	420	15.0
Morgan Lewis, Mississauga	31	169	46	68	452	14.6
Evaldas Zabas, Brampton	29	150	29	94	423	14.6
Darren Juncan, Windsor	25	97	30	133	357	14.3

REBOUNDS	G	REB	AVG
Tim Parham, Halifax	29	305	10.52
Marvin Phillips, London	30	301	10.03
Antoino Ballard, The Island	28	269	9.61
Stanley Robinson, Moncton	28	227	8.11
Ryan Anderson, Ottawa	31	251	8.10
Dwight McCombs, Mississauga	33	266	8.06
Jermaine Johnson, Ottawa	32	246	7.69
Travis George, Moncton	20	153	7.65
Trayvon Lathan, Moncton	28	202	7.21
Quinnel Brown, Windsor	26	187	7.19

3-POINTERS MADE (min 50 made)	G	3P	3Ppg
Johnny Mayhane, Moncton	31	102	3.29
Ryan Anderson, Ottawa	31	94	3.03
Anthony Anderson, Saint John	29	81	2.79
Cedric Moodie, Brampton	30	78	2.60
Stefan Bonneau, Windsor	27	67	2.48
Justin Tubbs, Ottawa	30	70	2.33
Scottie Haralson, Brampton	30	67	2.23
Nick Okorie, MIS-The Island	33	69	2.09
Tony Bennett, London	18	37	2.06
Tyrone Levett, Saint John	29	58	2.00

BLOCKED SHOTS	G	BLK	AVG
Cavell Johnson, Brampton	30	51	1.70
Fred Sturdivant, Ottawa	30	40	1.33
Chris Commons, Windsor	26	32	1.23
Travis George, Moncton	20	24	1.20
Dwight McCombs, Mississauga	33	39	1.18
Tim Parham, Halifax	29	32	1.10

STEALS	G	STL	AVG
JuJuan Cooley, Halifax	28	81	2.89
Al Stewart, The Island	24	60	2.50
Darren Duncan, Windsor	25	51	2.04
Doug Herring Jr., Saint John	29	56	1.93
Ryan Anderson, Ottawa	31	57	1.84
Tony Bennett, London	18	30	1.67
Trayvon Lathan, Moncton	28	43	1.54
Johnny Mayhane, Moncton	31	47	1.52
Stefan Bonneau, Windsor	27	40	1.48
Olumuyiwa Famutimi, Halifax	17	25	1.47

ASSISTS	G	AST	AVG
Darren Duncan, Windsor	25	217	8.68
JuJuan Cooley, Halifax	28	180	6.43
Anthony Anderson, Saint John	29	181	6.24
Al Stewart, The Island	24	149	6.21
Jerice Crouch, Ottawa	32	195	6.09
Alex Johnson, Mississauga	33	196	5.94
Tony Bennett, London	18	102	5.67
Oliver McNally, Moncton	24	128	5.33
Adrian Moss, The Island	19	94	4.95
Stefan Bonneau, Windsor	27	126	4.67

FIELD GOAL PERCENTAGE (min 150 attempts)	FGM	FGA	PCT
Jermaine Johnson, Ottawa	170	292	.582
Flenard Whitfield, Brampton	115	214	.537
Fred Sturdivant, Ottawa	87	163	.534
Garrett Williamson, London	205	391	.524
Raven Barber, Halifax	127	243	.523
Antonio Ballard, The Island	213	411	.518
Jermaine Blackburn, Saint John	142	274	.518
Jermaine Dailey, Moncton	122	238	.513
Justin Tubbs, Ottawa	184	360	.511
Tim Parham, Halifax	120	237	.506

FREE THROW PERCENTAGE (min 100 attempts)	FTM	FTA	PCT
Stefan Bonneau, Windsor	157	176	.892
Tyrone Levett, Saint John	107	121	.884
Cedric Moodie, Brampton	112	128	.875
Oliver McNally, Moncton	94	108	.870
Darren Duncan, Windsor	133	154	.864
JuJuan Cooley, Halifax	93	108	.861
Johnny Mayhane, Moncton	154	181	.851
Ryan Anderson, Ottawa	141	167	.844
Evaldas Zabas, Brampton	94	115	.817
Antonio Ballard, The Island	165	203	.813

3-POINT GOALS PERCENTAGE (min 100 attempts)	3PM	3PA	PCT
Stefan Bonneau, Windsor	67	153	.438
Justin Tubbs, Ottawa	70	170	.412
Cedric Moodie, Brampton	78	192	.406
Scottie Haralson, Brampton	67	165	.406
Chris Matthews, STJ-Halifax	59	146	.404
Tyrone Levett, Saint John	58	145	.400

NATIONAL BASKETBALL LEAGUE OF CANADA SCHEDULES AND RESULTS

BRAMPTON A'S GAME-BY-GAME

Date	H/A	Opponent	Score	W	L	Rec	Att	Leading Scorer
11/1/2013	A	Moncton Miracles	113-89	W		1-0	2,214	Cedric Moodie (31)
11/3/2013	A	Halifax Rainmen	99-91	W		2-0	850	Cavell Johnson (28)
11/5/2013	A	Mississauga Power	107-95	W		3-0	339	Cedric Moodie (21)
11/15/2013	H	Mississauga Power	98-92	W		4-0	2,519	Evaldas Zabas (23)
11/16/2013	H	London Lightning	93-107		L	4-1	643	Cavell Johnson (18); Jordan Hamilton (18)
11/17/2013	A	Windsor Express	77-93		L	4-2	451	Cavell Johnson (17)
11/18/2013	H	Windsor Express	105-103	W		5-2	877	Cedric Moodie (19)
11/21/2013	H	Ottawa SkyHawks	124-87	W		6-2	451	Cavell Johnson (25)
11/23/2013	A	Saint John Mill Rats	107-102	W		7-2	1,985	Cavell Johnson (24)
11/24/2013	A	The Island Storm	101-100	W		8-2	1,306	Cavell Johnson (21)
11/25/2013	H	Windsor Express	115-105	W		9-2	842	Cavell Johnson (19), Evaldas Zabas (19)
12/2/2013	H	Ottawa SkyHawks	102-114		L	9-3	518	Cedric Moodie (18)
12/5/2013	A	Ottawa SkyHawks	108-129		L	9-4	202	Cedric Moodie (18)
12/6/2013	H	Moncton Miracles	124-88	W		10-4	874	Jameson Tipping (21)
12/8/2013	A	London Lightning	108-101	W		11-4	3,834	Kevin Francis (25)
12/11/2013	A	Ottawa SkyHawks	97-111		L	11-5	540	Cedric Moodie (22)
12/14/2013	H	Ottawa SkyHawks	114-101	W		12-5	369	Evaldas Zabas (29)
12/19/2013	A	Mississauga Power	97-91	W		13-5	544	Kevin Francis (19), Melvin Council (19)
12/20/2013	H	Mississauga Power	108-101	W		14-5	621	Cedric Moodie (22)
12/23/2013	H	Halifax Rainmen	107-92	W		15-5	420	Scottie Haralson (20)
12/29/2013	A	Ottawa SkyHawks	108-115		L	15-6	1,217	Cavell Johnson (22)
1/4/2014	H	London Lightning	108-103	W		16-6	780	Cedric Moodie (33)
1/9/2014	A	London Lightning	95-107		L	16-7	3,828	Cedric Moodie (19)
1/10/2014	H	Ottawa SkyHawks	99-89	W		17-7	410	Melvin Council (20)
1/11/2014	H	Mississauga Power	113-106	W		18-7	684	Scottie Haralson (21)
1/18/2014	A	Windsor Express	106-118		L	18-8	696	Cedric Moodie (20)
1/24/2014	A	Ottawa SkyHawks	111-105	W		19-8		Cedric Moodie (36)
1/26/2014	A	London Lightning	108-114		L	19-9	7,393	Cavell Johnson (27)
1/27/2014	H	Mississauga Power	129-96	W		20-9		Cavell Johnson (20)
1/30/2014	A	Mississauga Power	102-118		L	20-10	1,263	Flenard Whitfield (18)

HALIFAX RAINMEN GAME-BY-GAME

Date	H/A	Opponent	Score	W	L	Rec	Att	Leading Scorer
11/1/2013	H	Saint John Mill Rats	85-105		L	0-1	1,250	Jujuan Cooley (14)
11/3/2013	H	Brampton A's	91-99		L	0-2	850	Stephen Sir (22)
11/6/2013	A	Ottawa SkyHawks	100-111		L	0-3	541	Jujuan Cooley (26)
11/7/2013	A	Mississauga Power	96-112		L	0-4	117	Jujuan Cooley (18)
11/10/2013	H	Moncton Miracles	101-103 (OT)		L	0-5	1,200	Stephen Sir (30)
11/17/2013	H	Saint John Mill Rats	81-88		L	0-6	2,100	Raven Barber (18)
12/5/2013	A	Saint John Mill Rats	102-107		L	0-7	1,224	Cheyne Gadson (22)
12/7/2013	H	Ottawa SkyHawks	108-117		L	0-8	1,100	George Goode (23)
12/8/2013	H	The Island Storm	107-108		L	0-9	1,210	Tim Parham (19), Cheyne Gadson (19)
12/12/2013	H	Windsor Express	84-104		L	0-10	950	Stephen Sir (21)
12/13/2013	H	Moncton Miracles	95-89	W		1-10	900	David Lawrence (18)
12/14/2013	H	The Island Storm	84-82	W		2-10	750	David Lawrence (22)
12/19/2013	A	London Lightning	90-108		L	2-11	3,607	David Lawrence (18)
12/20/2013	A	Windsor Express	91-98		L	2-12	340	Cheyne Gadson (16)
12/23/2013	A	Brampton A's	92-107		L	2-13	420	Jason Williams (15), Raven Barber (15)
12/26/2013	A	The Island Storm	98-106		L	2-14	1,500	Jujuan Cooley (15)
12/27/2013	H	Saint John Mill Rats	98-91	W		3-14	2,010	George Goode (15)
12/29/2013	H	Saint John Mill Rats	107-121		L	3-15	2,156	Jason Williams (26)
12/31/2013	A	The Island Storm	95-107		L	3-16	1,407	Jujuan Cooley (24)
1/2/2014	A	Moncton Miracles	89-92		L	3-17	1,683	Jason Williams (15), George Goode (15)
1/3/2014	A	Saint John Mill Rats	88-98		L	3-18	1,466	Jason Williams (16), Raven Barber (16)
1/4/2014	H	Moncton Miracles	87-89		L	3-19		Chris Matthews (21)
1/9/2014	A	Saint John Mill Rats	91-100		L	3-20	1,466	Jujuan Cooley (19)
1/12/2014	H	The Island Storm	96-88	W		4-20	1,423	Chris Matthews (25)
1/16/2014	A	Moncton Miracles	115-120 (OT)		L	4-21	1,562	George Goode (18)
1/18/2014	H	London Lightning	113-110	W		5-21	2,375	Jason Williams (31)
1/19/2014	H	Mississauga Power	102-93	W		6-21	1,920	Chris Matthews (21)
1/23/2014	A	Saint John Mill Rats	98-108		L	6-22	1,503	Tim Parham (14), Olumuyiwa Famutimi (14)
1/26/2014	H	Moncton Miracles	97-105		L	6-23	1,430	Olumuyiwa Famutimi (22)

THE ISLAND STORM GAME-BY-GAME

Date	H/A	Opponent	Score	W	L	Rec	Att	Leading Scorer
11/2/2013	H	Saint John Mill Rats	100-93	W		1-0	2,564	Antonio Ballard (22), Greg Plummer (22)
11/3/2013	H	Moncton Miracles	120-91	W		2-0	2,050	Antonio Ballard (24), Amani Daanish (24)
11/7/2013	H	Moncton Miracles	94-97		L	2-1	1,660	Antonio Ballard (20)
11/10/2013	A	Saint John Mill Rats	129-93	W		3-1	2,853	Amani Daanish (21)
11/14/2013	H	Saint John Mill Rats	90-117		L	3-2	1,894	Antonio Ballard (22)
11/17/2013	H	Moncton Miracles	111-101	W		4-2	1,618	Semaj Inge (21)
11/21/2013	A	Windsor Express	86-90		L	4-3	441	Greg Plummer (22)
11/22/2013	A	Ottawa SkyHawks	99-113		L	4-4	2,100	Antonio Ballard (28)
11/24/2013	H	Brampton A's	100-101		L	4-5	1,306	Antonio Ballard (31)
11/30/2013	H	Mississauga Power	118-107	W		5-5	1,109	Antonio Ballard (20)
12/6/2013	H	Saint John Mill Rats	106-103	W		6-5	1,471	Antonio Ballard (31)
12/8/2013	A	Halifax Rainmen	108-107	W		7-5	1,210	Adrian Moss (33)
12/14/2013	A	Halifax Rainmen	82-84		L	7-6	750	Antonio Ballard (18)
12/16/2013	H	Windsor Express	103-91	W		8-6	1,062	Antonio Ballard (26)
12/20/2013	A	Saint John Mill Rats	100-96	W		9-6	1,477	Antonio Ballard (23)
12/26/2013	H	Halifax Rainmen	106-98	W		10-6	1,500	Semaj Inge (25)
12/27/2013	A	Moncton Miracles	94-107		L	10-7	1,530	Greg Plummer (20)
12/28/2013	A	Moncton Miracles	83-96		L	10-8	1,580	Antonio Ballard (18)
12/31/2013	H	Halifax Rainmen	107-95	W		11-8	1,407	Antonio Ballard (22), Jeremy Williams (22)
1/2/2014	A	Saint John Mill Rats	94-102		L	11-9	1,408	Antonio Ballard (23)
1/5/2014	A	Moncton Miracles	89-101		L	11-10	1,529	Antonio Ballard (19)
1/11/2014	H	London Lightning	118-121 (OT)		L	11-11	1,727	Antonio Ballard (34)
1/12/2014	A	Halifax Rainmen	88-96		L	11-12	1,466	Antonio Ballard (22)
1/16/2014	A	Saint John Mill Rats	104-106		L	11-13	1,461	Antonio Ballard (27)
1/17/2014	H	Saint John Mill Rats	129-127	W		12-23	1,304	Antonio Ballard (26)
1/19/2014	H	Moncton Miracles	97-85	W		13-13	1,283	Nick Okorie (27)
1/23/2014	H	Moncton Miracles	115-104	W		14-13	1,503	Antonio Ballard (32)
1/24/2014	A	Saint John Mill Rats	117-111	W		15-13	1,907	Ed Jones (22)
1/29/2014	H	Ottawa SkyHawks	96-83	W		16-13	1,196	Antonio Ballard (22)

LONDON LIGHTNING GAME-BY-GAME

Date	H/A	Opponent	Score	W	L	Rec	Att	Leading Scorer
11/1/2013	A	Windsor Express	103-115		L	0-1	1,260	Jaytornah Wisseh (24)
11/2/2013	H	Mississauga Power	97-99		L	0-2	5,802	Garrett Williamson (22)
11/9/2013	H	Ottawa SkyHawks	98-97	W		1-2	2,663	Garrett Williamson (24)
11/15/2013	H	Windsor Express	108-84	W		2-2	2,909	Garrett Williamson (21)
11/16/2013	A	Brampton A's	107-93	W		3-2	643	Garrett Williamson (20); Gabe Freeman (20)
11/17/2013	H	Mississauga Power	127-102	W		4-2	2,242	Maurice Bolden (26)
11/21/2013	A	Mississauga Power	114-91	W		5-2	1,308	Garrett Williamson (24)
11/23/2013	A	Windsor Express	97-93	W		6-2	942	Garrett Williamson (21)
11/30/2013	H	Moncton Miracles	101-91	W		7-2	3,414	Garrett Williamson (19), Elvin Mims (19)
12/4/2013	A	Ottawa SkyHawks	105-100	W		8-2	158	Garrett Williamson (28), Marvin Phillips (23)
12/5/2013	A	Mississauga Power	91-95		L	8-3	341	Elvin Mims (30)
12/7/2013	H	Windsor Express	111-117		L	8-4	3,189	Garrett Williamson (27)
12/8/2013	H	Brampton A's	101-108		L	8-5	3,834	Garrett Williamson (36)
12/12/2013	H	Mississauga Power	87-84	W		9-5	2,860	Garrett Williamson (25)
12/19/2013	H	Halifax Rainmen	108-90	W		10-5	3,607	Garrett Williamson (18)
12/22/2013	A	Ottawa SkyHawks	98-90	W		11-5	665	Garrett Williamson (21)
12/27/2013	A	Mississauga Power	117-92	W		12-5	526	Garrett Williamson (25)
12/29/2013	H	Mississauga Power	99-76	W		13-5	3,579	Marvin Phillips (22)
1/1/2014	H	Windsor Express	93-82	W		14-5	2,979	Tony Bennett (22)
1/4/2014	A	Brampton A's	103-108		L	14-6	780	Marvin Phillips (19)
1/5/2014	H	Ottawa SkyHawks	120-108	W		15-6	3,250	Garrett Williamson (23)
1/9/2014	H	Brampton A's	107-95	W		16-6	3,828	Marvin Phillips (20)
1/11/2014	A	The Island Storm	121-118 (OT)	W		17-6	1,727	Garrett Williamson (36)
1/12/2014	A	Moncton Miracles	99-91	W		18-6	1,336	Garrett Williamson (23), Marvin Phillips (23)
1/15/2014	A	Windsor Express	78-86		L	18-7	2,800	Tony Bennett (23)
1/18/2014	A	Halifax Rainmen	110-113		L	18-8	2,375	Tony Bennett (28)
1/19/2014	A	Saint John Mill Rats	93-108		L	18-9	2,007	Tim Ellis (26)
1/22/2014	H	Ottawa SkyHawks	89-107		L	18-10	2,886	Greg Surmacz (18)
1/25/2014	A	Mississauga Power	117-100	W		19-10	1,370	Garrett Williamson (25)
1/26/2014	H	Brampton A's	114-108	W		20-10	7,393	Tony Bennett (28)
1/27/2014	A	Ottawa SkyHawks	104-107		L	20-11		Tony Bennett (22)

MISSISSAUGA POWER GAME-BY-GAME

Date	H/A	Opponent	Score	W	L	Rec	Att	Leading Scorer
11/2/2013	A	London Lightning	99-97	W		1-0	5,802	Morgan Lewis (19)
11/5/2013	H	Brampton A's	95-107		L	1-1	339	Dwight McCombs (23), Nick Okorie (23)
11/6/2013	H	Halifax Rainmen	112-96	W		2-1	117	Mark Gomilla (20)
11/15/2013	A	Brampton A's	92-98		L	2-2	2,519	Dwight McCombs (16)
11/16/2013	A	Ottawa SkyHawks	92-95		L	2-3	586	William "Bo" Harris (23)
11/17/2013	A	London Lightning	102-127		L	2-4	2,242	Tyler Murray (19)
11/21/2013	H	London Lightning	91-114		L	2-5	1,308	William "Bo" Harris (22)
11/23/2013	A	Ottawa SkyHawks	97-101		L	2-6	1,098	Nick Okorie (27)
11/28/2013	H	Moncton Miracles	126-113	W		3-6	558	Morgan Lewis (26)
11/30/2013	A	The Island Storm	107-118		L	3-7	1,109	Nick Okorie (41)
12/1/2013	A	Saint John Mill Rats	98-95	W		4-7	1,438	Dwight McCombs (26)
12/4/2013	H	Windsor Express	85-102		L	4-8	139	Kirk Williams Jr. (21)
12/5/2013	H	London Lightning	95-91	W		5-8	341	Nick Okorie (35)
12/11/2013	H	Windsor Express	99-88	W		6-8	379	Dwight McCombs (20)
12/12/2013	A	London Lightning	84-87		L	6-9	2,860	Kirk Williams Jr. (17)
12/15/2013	H	Ottawa SkyHawks	111-108	W		7-9	811	Thijin Moses (27)
12/19/2013	H	Brampton A's	91-97		L	7-10	544	Nick Okorie (25)
12/20/2013	A	Brampton A's	101-108		L	7-11	641	Alex Johnson (24)
12/21/2013	A	Windsor Express	101-108		L	7-12	314	Nick Okorie (22)
12/27/2013	H	London Lightning	92-117		L	7-13	526	Morgan Lewis (18)
12/28/2013	H	Ottawa SkyHawks	89-100		L	7-14	534	Nick Okorie (20)
12/29/2013	A	London Lightning	76-99		L	7-15	3,579	Dwight McCombs (24)
1/3/2014	A	Windsor Express	91-101		L	7-16	356	Kirk Williams Jr. (21)
1/4/2014	H	Ottawa SkyHawks	93-106		L	7-17	530	Nick Okorie (18)
1/5/2014	A	Windsor Express	88-110		L	7-18	287	Nick Okorie (21), Eric Petty Jr. (21)
1/8/2014	H	Windsor Express	87-105		L	7-19	226	Nick Okorie (25)
1/11/2014	A	Brampton A's	113-106		L	7-20	684	Kirk Williams Jr. (24)
1/16/2014	H	Ottawa SkyHawks	98-100		L	7-21	318	Greg Plummer (28)
1/18/2014	A	Moncton Miracles	84-81	W		8-21	1,610	Greg Plummer (25)
1/19/2014	A	Halifax Rainmen	93-102		L	8-22	1,920	Morgan Lewis (27)
1/25/2014	H	London Lightning	100-117		L	8-23	1,370	Kirk Williams Jr. (27)
1/27/2014	A	Brampton A's	96-127		L	6-24		Morgan Lewis (23)
1/30/2014	H	Brampton A's	118-102	W		7-24	1,263	Morgan Lewis (37)

MONCTON MIRACLES GAME-BY-GAME

Date	H/A	Opponent	Score	W	L	Rec	Att	Leading Scorer
11/1/2013	H	Brampton A's	89-113		L	0-1	2,214	Sylvania Watkins (21)
11/3/2013	A	The Island Storm	91-120		L	0-2	2,050	Cornelius Vines (32)
11/7/2013	A	The Island Storm	97-94	W		1-2	1,660	Dominique Buckley (27)
11/9/2013	H	Saint John Mill Rats	109-112		L	1-3	1,563	Stanley Robinson (24)
11/10/2013	A	Halifax Rainmen	103-101 (OT)	W		2-3	1,200	Jermaine Dailey (25)
11/15/2013	H	Saint John Mill Rats	87-90		L	2-4	1,775	Trayvon Lathan (23)
11/17/2013	H	The Island Storm	101-111		L	2-5	1,618	Johnny Mayhane (26)
11/24/2013	A	Saint John Mill Rats	94-109		L	2-6	1,746	Tyrone Levett (25)
11/27/2013	A	Ottawa SkyHawks	114-126		L	2-7	860	Johnny Mayhane (27), Trayvon Lathan (27)
11/28/2013	A	Mississauga Power	113-126		L	2-8	558	Johnny Mayhane (27)
11/30/2013	A	London Lightning	91-101		L	2-9	3,414	Johnny Mayhane (28)
12/6/2013	A	Brampton A's	88-124		L	2-10	874	Alex DesRoches (16)
12/8/2013	A	Windsor Express	101-115		L	2-11	352	Travis George (19), Johnny Mayhane (19)
12/12/2013	H	Saint John Mill Rats	113-118		L	2-12	1,873	Trayvon Lathan (25)
12/13/2013	A	Halifax Rainmen	89-95		L	2-13	900	Johnny Mayhane (28)
12/26/2013	A	Saint John Mill Rats	116-126 (OT)		L	2-14	1,788	Johnny Mayhane (24)
12/27/2013	H	The Island Storm	104-97	W		3-14	1,530	Johnny Mayhane (30)
12/28/2013	H	The Island Storm	96-83	W		4-14	1,580	Stanley Robinson (26)
12/31/2013	A	Saint John Mill Rats	100-90	W		5-14	2,015	Johnny Mayhane (18), Trayvon Lathan (18)
1/2/2014	H	Halifax Rainmen	92-89	W		6-14	1,683	Oliver McNally (17)
1/4/2014	A	Halifax Rainmen	89-87	W		7-14		Johnny Mayhane (17)
1/5/2014	H	The Island Storm	101-89	W		8-14	1,529	Johnny Mayhane (28)
1/9/2014	H	Windsor Express	91-93		L	8-15	1,425	Johnny Mayhane (17), Trayvon Lathan (17)
1/12/2014	H	London Lightning	91-99		L	8-16	1,336	Johnny Mayhane (23)
1/16/2014	H	Halifax Rainmen	120-115 (OT)	W		9-16	1,562	Stanley Robinson (25)
1/18/2014	H	Mississauga Power	81-84		L	9-17	1,610	Johnny Mayhane (20)
1/19/2014	A	The Island Storm	85-97		L	9-18	1,283	Johnny Mayhane (14)
1/23/2014	A	The Island Storm	104-115		L	9-19	1,503	Johnny Mayhane (29)
1/26/2014	A	Halifax Rainmen	105-97	W		10-19	1,430	Johnny Mayhane (23)
1/31/2014	H	Ottawa SkyHawks	123-105	W		11-19		Johnny Mayhane (36)
2/2/2014	H	Saint John Mill Rats	110-119		L	11-20		Johnny Mayhane (39)

OTTAWA SKYHAWKS GAME-BY-GAME

Date	H/A	Opponent	Score	W	L	Rec	Att	Leading Scorer
11/2/2013	H	Windsor Express	105-113		L	0-1	2,600	Justin Tubbs (22), Tirrell Baines (22)
11/6/2013	H	Halifax Rainmen	111-100	W		1-1	541	Justin Tubbs (26)
11/9/2013	A	London Lightning	97-98		L	1-2	2,663	Justin Tubbs (21), Jermaine Johnson (21)
11/16/2013	H	Mississauga Power	95-92	W		2-2	586	Ryan Anderson (27)
11/21/2013	A	Brampton A's	87-124		L	2-3	451	Tirrell Baines (19)
11/22/2013	H	The Island Storm	113-99	W		3-3	2,100	Ryan Anderson (19), Justin Tubbs (19)
11/23/2013	H	Mississauga Power	101-97	W		4-3	1,098	Ryan Anderson (22)
11/27/2013	H	Moncton Miracles	126-114	W		5-3	860	Ryan Anderson (24)
11/29/2013	H	Windsor Express	102-105		L	5-4	530	Tirrell Baines (23)
12/1/2013	A	Windsor Express	85-88		L	5-5	210	Jermaine Johnson (19)
12/2/2013	A	Brampton A's	114-102	W		6-5	518	Ryan Anderson (21)
12/4/2013	H	London Lightning	100-105		L	6-6	158	Jermaine Johnson (20)
12/5/2013	H	Brampton A's	129-108	W		7-6	202	Justin Tubbs (25)
12/7/2013	A	Halifax Rainmen	117-108	W		8-6	1,100	Justin Tubbs (31)
12/8/2013	A	Saint John Mill Rats	109-116		L	8-7	1,388	Ryan Anderson (34)
12/11/2013	H	Brampton A's	111-97	W		9-7	540	Ryan Anderson (28)
12/14/2013	A	Brampton A's	101-114		L	9-8	369	Jerice Crouch (25)
12/15/2013	A	Mississauga Power	108-111		L	9-9	811	Jerice Crouch (24)
12/22/2013	H	London Lightning	90-98		L	9-10	665	Jerice Crouch (17)
12/27/2013	A	Windsor Express	87-102		L	9-11	596	Ryan Anderson (31)
12/28/2013	A	Mississauga Power	100-89	W		10-11	534	Jermaine Johnson (20)
12/29/2013	H	Brampton A's	115-108	W		11-11	1,217	Ryan Anderson (28)
1/4/2014	A	Mississauga Power	106-93	W		12-11	530	Justin Tubbs (31)
1/5/2014	A	London Lightning	108-120		L	12-12	3,250	Stefan Welsh (29)
1/10/2014	A	Brampton A's	89-99		L	12-13	410	Ryan Anderson (20), Tirrell Baines (20)
1/11/2014	A	Windsor Express	86-88		L	12-14	677	Justin Tubbs (19)
1/16/2014	A	Mississauga Power	100-98	W		13-14	318	Ryan Anderson (18), Jamie Vanderbecken (18)
1/22/2014	A	London Lightning	107-89	W		14-14	2,886	Justin Tubbs (22)
1/24/2014	H	Brampton A's	105-111		L	14-15		Jermaine Johnson (26)
1/27/2014	H	London Lightning	107-104	W		15-15		Jerice Crouch (18)
1/29/2014	A	The Island Storm	83-96		L	15-16	1,196	Jerice Crouch (26)
1/31/2014	A	Moncton Miracles	105-123		L	15-17		Jerice Crouch (26)

SAINT JOHN MILL RATS GAME-BY-GAME

Date	H/A	Opponent	Score	W	L	Rec	Att	Leading Scorer
11/1/2013	A	Halifax Rainmen	105-85	W		1-0	1,250	Anthony Anderson (23)
11/2/2013	A	The Island Storm	93-100		L	1-1	2,564	Anthony Anderson (16)
11/9/2013	A	Moncton Miracles	112-109	W		2-1	1,563	Anthony Anderson (28)
11/10/2013	H	The Island Storm	93-129		L	2-2	2,853	Anthony Anderson (25)
11/14/2013	A	The Island Storm	117-90	W		3-2	1,894	Doug Herring, Jr. (39)
11/15/2013	A	Moncton Miracles	90-87	W		4-2	1,775	Anthony Anderson (25)
11/17/2013	A	Halifax Rainmen	88-81	W		5-2	2,100	Anthony Anderson (23)
11/21/2013	H	Brampton A's	102-107		L	5-3	1,985	Tyrone Levett (25)
11/24/2013	H	Moncton Miracles	109-97	W		6-3	1,746	Tyrone Levett (25)
12/1/2013	H	Mississauga Power	95-98		L	6-4	1,423	Tyrone Levett (20)
12/5/2013	H	Halifax Rainmen	107-102	W		7-4	1,224	Anthony Anderson (25)
12/6/2013	A	The Island Storm	103-106		L	7-5	1,471	Chris Matthews (22)
12/8/2013	H	Ottawa SkyHawks	116-109	W		8-5	1,388	Anthony Anderson (28)
12/12/2013	A	Moncton Miracles	118-113	W		9-5	1,873	Anthony Anderson (34)
12/14/2013	H	Windsor Express	108-115		L	9-6	1,488	Jermaine Blackburn (25)
12/20/2013	H	The Island Storm	96-100		L	9-7	1,477	Anthony Anderson (21), Raheem Singleton (21)
12/26/2013	H	Moncton Miracles	126-116 (OT)	W		10-7	1,788	Jermaine Blackburn (24)
12/27/2013	A	Halifax Rainmen	91-98		L	10-8	2,010	Anthony Anderson (32)
12/29/2013	A	Halifax Rainmen	121-107	W		11-8	2,156	Anthony Anderson (33)
12/31/2013	H	Moncton Miracles	90-100		L	11-9	2,015	Anthony Anderson (22)
1/2/2014	H	The Island Storm	102-94	W		12-9	1,408	Doug Herring Jr. (19)
1/3/2014	H	Halifax Rainmen	98-88	W		13-9	1,466	Tyrone Levett (19)
1/9/2014	H	Halifax Rainmen	100-91	W		14-9	1,466	Doug Herring jr. (21)
1/16/2014	H	The Island Storm	106-104	W		15-9	1,461	Anthony Anderson (37)
1/17/2014	A	The Island Storm	127-129		L	15-10	1,304	Anthony Anderson (39)
1/19/2014	H	London Lightning	103-98	W		16-10	2,007	Anthony Anderson (27)
1/23/2014	H	Halifax Rainmen	108-98	W		17-10	1,503	Raheem Singleton (24)
1/24/2014	H	The Island Storm	111-117		L	17-11	1,907	Anthony Anderson (40)
2/2/2014	A	Moncton Miracles	119-110	W		18-11		Doug Hering Jr. (28)

WINDSOR EXPRESS GAME-BY-GAME

Date	H/A	Opponent	Score	W	L	Rec	Att	Leading Scorer
11/1/2013	H	London Lightning	115-103	W		1-0	1,260	Stefan Bonneau (31)
11/2/2013	A	Ottawa SkyHawks	113-105	W		2-0	2,600	Stefan Bonneau (30)
11/15/2013	A	London Lightning	84-108		L	2-1	2,909	Quinnel Brown (23)
11/17/2013	H	Brampton A's	93-77	W		3-1	451	Stefan Bonneau (27)
11/18/2013	A	Brampton A's	103-105		L	3-2	877	Chris Commons (33)
11/21/2013	H	The Island Storm	90-86	W		4-2	441	Chris Commons (21)
11/23/2013	H	London Lightning	93-97		L	4-3	942	DeAndre Thomas (22)
11/25/2013	A	Brampton A's	105-115		L	4-4	842	Stefan Bonneau (26)
11/29/2013	A	Ottawa SkyHawks	105-102	W		5-4	530	Stefan Bonneau (33)
12/1/2013	H	Ottawa SkyHawks	88-85	W		6-4	210	DeAndre Thomas (21), Quinnel Brown (21)
12/4/2013	A	Mississauga Power	102-85	W		7-4	139	DeAndre Thomas (27)
12/7/2013	A	London Lightning	117-111	W		8-4	3,189	Stefan Bonneau (32)
12/8/2013	H	Moncton Miracles	115-101	W		9-4	352	Stefan Bonneau (24)
12/11/2013	A	Mississauga Power	88-99		L	9-5	379	Darren Duncan (21)
12/12/2013	A	Halifax Rainmen	104-84	W		10-5	950	Quinnel Brown (21)
12/14/2013	A	Saint John Mill Rats	115-108	W		11-5	1,488	Stefan Bonneau (32)
12/16/2013	A	The Island Storm	91-103		L	11-6	1,062	Stefan Bonneau (23)
12/20/2013	H	Halifax Rainmen	98-91	W		12-6	340	Stefan Bonneau (27)
12/21/2013	H	Mississauga Power	108-101	W		13-6	314	Quinnel Brown (24)
12/28/2013	H	Ottawa SkyHawks	102-87	W		14-6	596	Chris Commons (29)
1/1/2014	A	London Lightning	82-93		L	14-7	2,979	Darren Duncan (16)
1/3/2014	H	Mississauga Power	101-91	W		15-7	356	Quinnel Brown (24)
1/5/2014	H	Mississauga Power	110-88	W		16-7	287	Chris Commons (27)
1/8/2014	A	Mississauga Power	105-87	W		17-7	226	Chris Commons (19), Dominique Buckley (19)
1/9/2014	A	Moncton Miracles	93-91	W		18-7	1,425	Quinnel Brown (21)
1/11/2014	H	Ottawa SkyHawks	88-86	W		19-7	677	Stefan Bonneau (34)
1/15/2014	H	London Lightning	86-78	W		20-7	2,800	Stefan Bonneau (21), Quinnel Brown (21)
1/18/2014	H	Brampton A's	118-106	W		21-7	696	Chris Commons (26)

BRAMPTON A'S REGULAR SEASON PLAYER STATS

#	Player	GP	GS	MIN	AVG	FG	FGA	PCT	3P	3PA	.PCT	FTFTA	.PCTOR	DR	REBR/G	PF	A	TO	BLK	ST	PTS	P/G													
20	Cedric Moodie	30	23	883	29.4	165	392	.421	78	192	.406	112	128	.875	35	179	214	7.1	78	118	88	8	43	520	17.3										
13	Evaldas Zabas	29	25	800	27.6	150	315	.476	29	93	.312	94	115	.817	19	67	86	3.0	45	90	42	0	27	423	14.6										
24	Cavell Johnson	30	17	753	25.1	177	373	.475	6	26	.231	60	120	.500	63	112	175	5.8	77	49	70	51	26	420	14.0										
12	Melvin Council	30	12	792	26.4	121	266	.455	42	97	.433	72	85	.847	31	60	91	3.0	60	71	44	1	25	356	11.9										
31	Flenard Whitfield	30	12	613	20.4	115	214	.537	1	3	.333	66	97	.680	69	113	182	6.1	99	43	43	14	16	297	9.9										
15	Kevin Francis	30	18	783	26.1	98	227	.432	19	53	.358	68	85	.800	59	110	169	5.6	69	43	35	18	19	283	9.4										
34	Scottie Haralson	30	9	640	21.3	88	221	.398	67	165	.406	6	8	.750	22	62	84	2.8	50	41	35	3	10	249	8.3										
4	Jameson Tipping	19	13	488	25.7	70	163	.429	36	93	.387	28	40	.700	21	78	99	5.2	68	45	51	6	20	204	10.7										
3	Jordan Hamilton	27	7	339	12.6	48	121	.397	18	67	.269	20	25	.800	15	41	56	2.1	34	27	19	6	11	134	5.0										
32	Steven Idlet	20	7	295	14.8	45	104	.433	0	4	.000	30	49	.612	23	59	82	4.1	63	21	22	9	6	120	6.0										
21	Jesse Tipping	28	2	246	8.7	22	56	.393	12	38	.316	5	5	1.000	12	43	55	2.0	21	12	24	0	5	61	2.2										
2	Brent Jennings	8	3	108	13.5	22	54	.407	4	15	.267	7	10	.700	3	5	8	1.0	12	6	11	1	2	55	6.9										
5	Rick Bodiford	6	2	37	6.2	9	14	.643	5	9	.556	0	0	.000	1	6	7	1.2	3	4	2	1	0	23	3.8										
10	Adrian Harrison	5	0	55	11.0	6	15	.400	0	0	.000	4	8	.500	3	10	13	2.6	12	0	2	0	2	16	3.2										
1	Dipanjot Singh	9	0	32	3.6	4	11	.364	1	4	.250	0	0	.000	1	2	3	0.3	4	2	0	0	3	9	1.0										
1	Jasper Williams	2	0	31	15.5	2	10	.200	2	6	.333	2	2	1.000	0	3	3	1.5	5	3	2	0	1	8	4.0										
TEAM														28			207	235																	
Brampton A's														30	6895	1142	2556	.447	320	865	.370	575	778	.739	4051157	1562	52.1	702	575	506	118	224	3179	106.0	
Opponents														30	57798	8869	19935	.445	1909	5505	.347	4779	6686	.715	3255833211587	386.2	5410	5129	4167	843	2023	24426	814.2		

HALIFAX RAINMEN REGULAR SEASON PLAYER STATS

#	Player	GP	GS	MIN	AVG	FG	FGA	PCT	3P	3PA	.PCT	FTFTA	.PCTOR	DR	REBR/G	PF	A	TO	BLK	ST	PTS	P/G													
1	George Goode	29	11	657	22.7	142	311	.457	18	69	.261	46	69	.667	60	91	151	5.2	80	27	49	23	20	348	12.0										
3	Juwan Cooley	28	25	971	34.7	102	282	.362	39	125	.312	93	108	.861	9	81	90	3.2	109	180	85	0	81	336	12.0										
32	Raven Barber	29	17	724	25.0	127	243	.523	0	0	.000	59	92	.641	55	87	142	4.9	52	18	32	11	3	313	10.8										
42	Tim Parham	29	24	820	28.3	120	237	.506	0	0	.000	53	116	.457	99	206	305	10.5	77	17	64	32	12	293	10.1										
8	Jason Williams	20	14	630	31.5	102	226	.451	14	42	.333	57	68	.838	45	66	111	5.5	59	60	47	4	17	275	13.8										
2	Olumuyiwa Famutimi	17	9	496	29.2	90	206	.437	13	48	.271	23	30	.767	31	74	105	6.2	39	40	37	0	25	216	12.7										
8	Stephen Sir	12	11	411	34.3	58	146	.397	31	82	.378	9	10	.900	10	35	45	3.8	23	19	27	0	6	156	13.0										
12	Cheyne Gadson	12	9	287	23.9	53	114	.465	12	26	.462	24	30	.800	5	23	28	2.3	19	41	33	1	10	142	11.8										
23	David Lawrence	14	12	383	27.3	51	112	.455	16	54	.296	11	18	.611	16	41	57	4.1	45	19	18	9	9	129	9.2										
14	Chris Matthews	8	0	226	28.3	46	101	.455	18	48	.375	14	15	.933	1	15	16	2.0	15	5	14	0	7	124	15.5										
5	Malcolm Grant	7	0	193	27.6	30	75	.400	10	20	.500	21	24	.875	5	5	10	1.4	5	29	15	0	4	91	13.0										
21	Oludamilola Sapara	17	4	312	18.4	30	77	.390	1	19	.053	13	25	.520	11	41	52	3.1	33	29	28	6	14	74	4.4										
28	Robert Nortmann	18	1	139	7.7	20	36	.556	0	0	.000	9	22	.409	13	21	34	1.9	25	1	8	3	4	49	2.7										
5	William Funn	7	1	161	23.0	18	33	.545	0	2	.000	12	18	.667	5	15	20	2.9	9	27	15	0	6	48	6.9										
15	Ivan Harris	5	1	120	24.0	16	47	.340	10	29	.345	6	9	.667	3	15	18	3.6	6	3	7	1	2	48	9.6										
5	Brock Gillespie	4	3	139	34.8	16	42	.381	6	18	.333	4	4	1.000	2	6	8	2.0	6	9	10	0	0	42	10.5										
5	Anthony Moody	7	1	99	14.1	14	28	.500	9	14	.643	2	5	.400	3	4	7	1.0	8	9	9	1	7	39	5.6										
4	Dane Johnson	5	1	80	16.0	8	21	.381	1	1	1.000	4	8	.500	7	15	22	4.4	15	7	8	5	3	21	4.2										
6	Tyler Richards	8	1	92	11.5	7	28	.250	4	18	.222	1	3	.333	1	7	8	1.0	8	8	7	0	4	19	2.4										
2	Kaylone Riley	4	0	65	16.3	4	7	.571	0	1	.000	1	7	.143	6	8	14	3.5	10	2	2	1	0	9	2.3										
7	Dwight Tolbert	2	0	8	4.0	0	1	.000	0	0	.000	1	2	.500	0	0	0	0.0	0	0	0	0	0	1	0.5										
TEAM														42			105	147																	
Halifax Rainmen														29	7013	1054	2373	.444	202	616	.328	463	683	.678	429	961	1390	47.9	645	551	531	98	236	2773	95.6
Opponents														29	54809	8499	19087	.445	1923	5440	.353	4619	6425	.719	3045811211157	384.7	5195	4906	3921	810	1906	23540	811.7		

THE ISLAND STORM REGULAR SEASON PLAYER STATS

#	Player	GP	GS	MIN	AVG	FG	FGA	PCT	3P	3PA	.PCT	FTFTA	.PCTOR	DR	REBR/G	PF	A	TO	BLK	ST	PTS	P/G				
5	Antonio Ballard	28	28	991	35.4	213	411	.518	30	87	.345	165	203	.813	104	165	269	9.6	61	60	62	8	34	621	22.2	
12	Greg Plummer	21	20	595	28.3	104	243	.428	51	124	.411	38	44	.864	18	61	79	3.8	54	50	41	3	37	297	14.1	
1	Shawn Vanzant	28	8	662	23.6	89	195	.456	31	67	.463	44	61	.721	5	29	34	1.2	37	63	31	1	27	253	9.0	
10	Al Stewart	24	24	675	28.1	88	174	.506	7	21	.333	68	97	.701	33	64	97	4.0	54	149	41	1	60	251	10.5	
3	Adrian Moss	19	3	484	25.5	80	182	.440	36	88	.409	26	37	.703	3	27	30	1.6	53	94	35	0	22	222	11.7	
50	Steve Tchiengang	26	18	648	24.9	71	153	.464	3	14	.214	48	71	.676	65	100	165	6.3	86	25	56	11	26	193	7.4	
21	Amani Daanish	21	8	505	24.0	65	184	.353	20	68	.294	25	38	.658	42	54	96	4.6	36	27	37	6	22	175	8.3	
15	Semaj Inge	20	6	406	20.3	51	123	.415	6	23	.261	62	90	.689	33	42	75	3.8	48	29	42	6	13	170	8.5	
33	Dwayne Smith	29	0	395	13.6	62	152	.408	0	18	.000	32	52	.615	38	55	93	3.2	33	14	28	9	9	156	5.4	
21	Nick Okorie	8	7	255	31.9	45	114	.395	17	50	.340	27	33	.818	5	11	16	2.0	22	33	15	1	7	134	16.8	
11	Jeremy Williams	17	7	311	18.3	39	102	.382	15	38	.395	39	47	.830	25	43	68	4.0	49	19	24	7	12	132	7.8	
25	Antoine Tisby	10	9	224	22.4	41	90	.456	0	1	.000	22	39	.564	17	41	58	5.8	17	6	18	4	4	104	10.4	
15	Ed Jones	8	5	188	23.5	29	69	.420	18	40	.450	11	18	.611	11	23	34	4.3	16	12	8	2	5	87	10.9	
13	Antwi Atuahene	11	2	170	15.5	14	44	.318	5	10	.500	19	27	.704	6	15	21	1.9	19	15	15	0	2	52	4.7	
3	Derek Coleman	9	0	201	22.3	12	43	.279	8	25	.320	18	27	.667	3	23	26	2.9	15	39	11	0	7	50	5.6	
24	Ashton Graham	12	0	65	5.4	16	34	.471	2	7	.286	3	7	.429	0	3	3	0.3	2	4	3	0	2	37	3.1	
20	Doug McKinney	17	0	82	4.8	10	28	.357	5	14	.357	5	6	.833	9	10	19	1.1	11	2	3	1	1	30	1.8	
25	Bilal Dixon	1	0	20	20.0	3	5	.600	0	1	.000	4	4	1.000	2	3	5	5.0	2	0	2	3	0	10	10.0	
50	Nick Evans	3	0	36	12.0	4	11	.364	0	0	.000	2	2	1.000	3	3	6	2.0	9	1	2	0	0	10	3.3	
25	Phil Jones	4	0	31	7.8	1	4	.250	0	0	.000	0	2	.000	4	6	10	2.5	5	1	3	3	0	2	0.5	
TEAM															30	122	152						21			
The Island Storm		29		6944		1037	2361	.439	254	696	.365	658	905	.727	456	900	1356	46.8	630	643	498	66	291	2986	103.0	
Opponents		29		57749		8974	20130	.446	1975	5674	.348	4696	6559	.716	3204	8589	11793	406.7	5482	5061	4175	895	1956	24619	848.9	

LONDON LIGHTNING REGULAR SEASON PLAYER STATS

#	Player	GP	GS	MIN	AVG	FG	FGA	PCT	3P	3PA	.PCT	FTFTA	.PCTOR	DR	REBR/G	PF	A	TO	BLK	ST	PTS	P/G				
15	Garrett Williamson	31	30	1124	36.2	205	391	.524	18	46	.391	188	238	.790	47	81	128	4.1	67	116	90	19	41	616	19.9	
45	Marvin Phillips	30	29	953	31.8	174	386	.451	42	139	.302	79	101	.782	100	201	301	10.0	83	55	56	28	37	469	15.6	
4	Elvin Mims	31	16	808	26.1	128	313	.409	7	44	.159	50	72	.694	58	144	202	6.5	84	53	37	26	39	313	10.1	
5	Tony Bennett	18	18	634	35.2	110	250	.440	37	101	.366	36	52	.692	10	48	58	3.2	64	102	43	4	30	293	16.3	
23	Tim Ellis	31	28	1054	34.0	122	244	.500	2	16	.125	35	49	.714	89	123	212	6.8	75	86	44	13	44	281	9.1	
1	Maurice Bolden	26	13	343	13.2	66	159	.415	12	38	.316	40	55	.727	29	66	95	3.7	46	29	27	12	14	184	7.1	
22	Jaytornah Wisseh	15	1	376	25.1	60	134	.448	20	45	.444	44	55	.800	11	36	47	3.1	26	85	43	0	13	184	12.3	
8	Jason Forte	15	1	380	25.3	68	148	.459	8	33	.242	31	53	.585	31	67	98	6.5	42	26	28	4	8	175	11.7	
33	Greg Surmacz	21	4	371	17.7	58	134	.433	21	52	.404	16	25	.640	19	55	74	3.5	41	26	7	10	8	153	7.3	
3	Darin Mercy	17	1	236	13.9	38	90	.422	24	61	.393	18	24	.750	9	18	27	1.6	22	13	19	2	3	118	6.9	
13	Stephen McDowell	10	0	191	19.1	39	93	.419	15	39	.385	13	17	.765	2	12	14	1.4	11	27	15	2	6	106	10.6	
25	Gabe Freeman	6	3	114	19.0	25	64	.391	2	8	.250	28	32	.875	13	23	36	6.0	22	7	9	5	8	80	13.3	
10	Antwi Atuahene	12	2	172	14.3	21	53	.396	5	9	.556	23	30	.767	6	14	20	1.7	21	30	21	0	10	70	5.8	
11	James Millen	24	2	230	9.6	21	71	.296	3	9	.333	11	16	.688	6	16	22	0.9	18	16	13	3	6	56	2.3	
30	Eric Frederick	7	1	87	12.4	18	41	.439	3	17	.176	7	9	.778	4	12	16	2.3	7	10	11	0	5	46	6.6	
12	Curtis Withers	4	0	56	14.1	11	24	.458	0	0	.000	13	16	.813	3	7	10	2.5	11	2	7	0	1	35	8.8	
3	Raheem Singleton	10	10	128	12.8	10	26	.385	3	8	.375	8	14	.571	4	11	15	1.5	13	15	12	2	5	31	3.1	
5	Maurice Carter	3	0	30	10.0	3	11	.273	0	1	.000	2	2	1.000	0	3	3	1.0	4	2	2	0	1	8	2.7	
34	Al'Lonzo Coleman	2	0	17	8.5	2	5	.400	0	0	.000	1	2	.500	1	1	2	1.0	1	0	1	0	0	5	2.5	
20	Harouna Mutombo	6	0	24	4.0	0	2	.000	0	1	.000	0	0	.000	0	0	0	0.0	5	1	1	0	1	0	0.0	
TEAM															5	92	97						12			
London Lightning		31		7328		1179	2641	.446	222	668	.332	645	864	.747	447	1030	1477	47.6	663	701	498	131	283	3225	104.0	
Opponents		31		57365		8832	19850	.445	2007	5702	.352	4709	6600	.713	321	1384	5911	1672	376.5	5449	5003	4175	830	1964	24380	786.5

MISSISSAUGA POWER REGULAR SEASON PLAYER STATS

#	Player	GP	GS	MIN	AVG	FG	FGA	PCT	3P	3PA	.PCT	FTFTA	.PCTOR	DR	REBR/G	PF	A	TO	BLK	ST	PTS	P/G				
2	Morgan Lewis	31	26	986	31.8	169	384	.440	46	136	.338	68	91	.747	19	191	210	6.8	98	107	64	6	32	452	14.6	
10	Dwight McCombs	33	31	1055	32.0	157	328	.479	1	5	.200	126	197	.640	82	184	266	8.1	86	32	82	39	10	441	13.4	
23	Nick Okorie	25	24	836	33.4	159	360	.442	52	141	.369	60	77	.779	14	61	75	3.0	70	87	76	8	27	430	17.2	
4	Kirk Williams Jr	31	6	757	24.4	149	322	.463	20	65	.308	58	109	.532	55	76	131	4.2	115	39	67	5	36	376	12.1	
11	Alex Johnson	33	21	970	29.4	106	305	.348	40	124	.323	68	96	.708	23	82	105	3.2	54	196	72	0	36	320	9.7	
24	William "Bo" Harris	24	21	655	27.3	81	192	.422	15	63	.238	50	74	.676	29	110	139	5.8	71	90	54	12	27	227	9.5	
15	Thijin Moses	28	5	394	14.1	63	144	.438	44	99	.444	24	31	.774	6	30	36	1.3	19	22	14	10	8	194	6.9	
3	Tyler Murray	26	5	627	24.1	62	157	.395	32	87	.368	14	16	.875	12	67	79	3.0	32	99	33	3	24	170	6.5	
22	Mark Gomillia	19	1	314	16.5	54	100	.540	7	14	.500	19	24	.792	21	9	30	1.6	39	21	23	3	10	134	7.1	
42	Shamus Ferguson	32	11	472	14.8	54	86	.628	0	0	.000	7	19	.368	44	59	103	3.2	87	10	22	28	10	115	3.6	
23	Greg Plummer	5	4	184	36.8	36	81	.444	9	28	.321	16	20	.800	4	22	26	5.2	15	19	13	2	11	97	19.4	
5	Eric Petty Jr	12	1	166	13.8	30	53	.566	0	5	.000	14	23	.609	18	27	45	3.8	14	10	11	2	6	74	6.2	
16	Lavione West	26	1	240	9.2	27	67	.403	2	7	.286	18	27	.667	10	13	23	0.9	24	11	17	3	5	74	2.8	
45	Charles Okwandu	14	4	99	7.1	20	45	.444	0	0	.000	1	4	.250	7	12	19	1.4	27	3	13	3	2	41	2.9	
3	Ashton Smith	7	2	90	12.9	8	19	.421	0	4	.000	3	4	.750	0	7	7	1.0	7	11	11	0	4	19	2.7	
	Daryl McCoy	2	2	37	18.5	4	10	.400	0	0	.000	2	3	.667	1	4	5	2.5	0	7	1	0	1	10	5.0	
21	Dusan Virijevic	4	0	22	5.5	4	8	.500	1	2	.500	0	0	.000	1	9	10	2.5	9	2	4	2	0	9	2.3	
	TEAM													12	195	207				20						
	Mississauga Power	33		7904		1184	2663	.445	269	781	.344	549	817	.672	358	1158	1516	45.9	771	766	597	126	251	3186	96.5	
	Opponents	33		56789		8827	19828	.445	1960	5589	.351	4805	6647	.723	3302	8331	11633	352.5	5341	4938	4076	835	1996	24419	740.0	

MONCTON MIRACLES REGULAR SEASON PLAYER STATS

#	Player	GP	GS	MIN	AVG	FG	FGA	PCT	3P	3PA	.PCT	FTFTA	.PCTOR	DR	REBR/G	PF	A	TO	BLK	ST	PTS	P/G			
23	Johnny Mayhane	31	27	1165	37.6	204	551	.370	102	279	.366	154	181	.851	21	91	112	3.6	74	61	85	1	47	664	21.4
22	Trayvon Lathan	28	21	902	32.2	181	381	.475	1	21	.048	80	128	.625	75	127	202	7.2	84	123	109	18	43	443	15.8
24	Stanley Robinson	28	23	892	31.9	173	368	.470	5	37	.135	69	116	.595	76	151	227	8.1	42	37	63	23	29	420	15.0
5	Jermaine Dailey	31	20	937	30.2	122	238	.513	1	4	.250	58	72	.806	64	120	184	5.9	61	34	43	16	19	303	9.8
55	Oliver McNally	24	12	711	29.6	71	167	.425	21	66	.318	94	108	.870	13	80	93	3.9	64	128	50	1	32	257	10.7
7	Sylvania Watkins	23	18	547	23.8	79	178	.444	5	14	.357	35	79	.443	38	72	110	4.8	91	45	51	9	22	198	8.6
14	Alex DesRoches	31	5	631	20.4	74	164	.451	16	50	.320	26	41	.634	38	68	106	3.4	36	42	45	3	24	190	6.1
34	Travis George	20	7	456	22.8	68	158	.430	1	1	1.000	53	107	.495	55	98	153	7.7	74	15	35	24	10	190	9.5
30	Cordell Jeanty	19	0	268	14.1	37	81	.457	0	0	.000	32	41	.780	24	34	58	3.1	26	18	16	3	5	106	5.6
44	Brandon Webster	16	11	288	18.0	41	88	.466	0	0	.000	23	35	.657	40	37	77	4.8	26	6	33	9	3	105	6.6
3	Cornelius Vines	8	3	166	20.8	23	76	.303	5	33	.152	19	33	.576	7	13	20	2.5	24	26	17	1	6	70	8.8
30	Jamil Terrell	16	6	305	19.1	25	77	.325	0	0	.000	19	31	.613	15	42	57	3.6	54	17	24	8	3	69	4.3
34	Dominique Buckley	3	2	68	22.7	12	35	.343	8	18	.444	7	8	.875	2	8	10	3.3	7	8	9	1	2	39	13.0
10	Anto Raic	9	0	92	10.2	11	29	.379	6	16	.375	1	2	.500	9	13	22	2.4	13	7	8	1	0	29	3.2
50	Alex Jacobson	3	0	44	14.7	4	12	.333	0	0	.000	0	1	.000	5	11	16	5.3	7	4	4	1	1	8	2.7
	TEAM													43	136	179				27					
	Moncton Miracles	31		7473		1125	2606	.432	171	539	.317	670	983	.682	525	1101	1626	52.5	691	571	619	119	247	3091	99.7
	Opponents	31		57221		8886	19885	.447	2058	5831	.353	4684	6481	.723	3135	8388	11523	371.7	5421	5133	4054	842	2000	24514	790.8

OTTAWA SKYHAWKS REGULAR SEASON PLAYER STATS

#	Player	GP	GS	MIN	AVG	FG	FGA	PCT	3P	3PA	.PCT	FTFTA	.PCTOR	DR	REBR/G	PF	A	TO	BLK	ST	PTS	P/G			
44	Ryan Anderson	31	30	1100	35.5	173	453	.382	94	243	.387	141	167	.844	32	219	251	8.1	122	123	75	5	57	581	18.7
15	Justin Tubbs	30	24	947	31.6	184	360	.511	70	170	.412	63	103	.612	48	101	149	5.0	106	46	79	5	28	501	16.7
5	Jermaine Johnson	32	29	931	29.1	170	292	.582	0	1	.000	98	146	.671	106	140	246	7.7	104	39	70	17	25	438	13.7
3	Jerice Crouch	32	31	1082	33.8	141	409	.345	46	166	.277	83	105	.790	13	69	82	2.6	62	195	81	1	25	411	12.8
7	Tirrell Baines	31	29	831	26.8	152	339	.448	13	49	.265	74	124	.597	89	114	203	6.5	60	23	56	18	19	391	12.6
20	Mike Rose	32	3	714	22.3	101	267	.378	46	132	.348	24	30	.800	20	73	93	2.9	27	47	42	5	23	272	8.5
4	Fred Sturdivant	30	2	537	17.9	87	163	.534	0	8	.000	24	45	.533	55	109	164	5.5	47	18	37	40	20	198	6.6
14	Stefan Welsh	15	1	334	22.3	74	163	.454	2	6	.333	30	41	.732	12	29	41	2.7	28	53	25	3	20	180	12.0
12	Jamie Vanderbeken	26	6	337	13.0	42	93	.452	29	61	.475	2	4	.500	10	58	68	2.6	58	19	13	16	3	115	4.4
32	Eric Kibi	21	7	345	16.4	49	94	.521	0	1	.000	15	39	.385	39	64	103	4.9	43	9	17	4	11	113	5.4
14	Jamal Crook	7	1	129	18.4	18	60	.300	6	23	.261	13	24	.542	2	10	12	1.7	13	20	16	2	7	55	7.9
22	Bol Kong	18	1	148	8.2	14	39	.359	4	15	.267	4	6	.667	10	11	21	1.2	13	9	8	0	8	36	2.0
25	Jason Hannibal	3	0	27	9.0	3	4	.750	0	0	.000	1	4	.250	1	5	6	2.0	7	1	5	0	1	7	2.3
25	Manock Lual	1	0	5	5.0	0	3	.000	0	0	.000	1	2	.500	1	0	1	1.0	1	0	2	0	0	1	1.0
22	Demetrius Jemison	4	0																						



SAINT JOHN MILL RATS REGULAR SEASON PLAYER STATS

#	Player	GP	GS	MIN	AVG	FG	FGA	PCT	3P	3PA	.PCT	FTFTA	.PCTOR	DR	REBR/G	PF	A	TO	BLK	ST	PTS	P/G				
12	Anthony Anderson	29	29	1235	42.6	237	514	.461	81	227	.357	138	175	.789	33	113	146	5.0	61	181	65	7	42	693	23.9	
34	Tyrone Levett	29	29	1000	34.5	152	336	.452	58	145	.400	107	121	.884	39	152	191	6.6	103	60	36	19	30	469	16.2	
21	Doug Herring Jr	29	25	988	34.1	159	355	.448	41	92	.446	100	133	.752	30	126	156	5.4	67	134	61	5	56	459	15.8	
24	Jermaine Blackburn	27	26	849	31.4	142	274	.518	16	49	.327	81	89	.910	24	95	119	4.4	78	75	60	12	29	381	14.1	
22	Chris Matthews	20	1	439	21.9	90	194	.464	41	98	.418	26	31	.839	7	39	46	2.3	24	32	23	0	6	247	12.4	
41	Casey Love	22	15	532	24.2	95	203	.468	1	3	.333	35	48	.729	26	66	92	4.2	86	20	40	12	7	226	10.3	
11	Raheem Singleton	16	5	444	27.8	49	107	.458	11	31	.355	61	75	.813	15	25	40	2.5	40	62	30	1	11	170	10.6	
11	Will Blalock	10	9	363	36.3	38	74	.514	16	29	.552	16	25	.640	1	45	46	4.6	24	57	15	3	13	108	10.8	
20	Eric Crookshank	12	0	234	19.5	40	53	.755	0	0	.000	2	9	.222	27	36	63	5.3	33	7	8	9	10	82	6.8	
10	Ashton Smith	21	1	219	10.4	27	81	.333	10	29	.345	10	18	.556	2	34	36	1.7	26	34	19	0	12	74	3.5	
42	Modibo Diarra	20	3	254	12.7	20	46	.435	0	0	.000	5	7	.714	19	34	53	2.6	53	8	12	5	3	45	2.3	
33	Alex Jackson	10	1	106	10.6	10	22	.455	1	3	.333	17	23	.739	12	13	25	2.5	19	2	6	0	2	38	3.8	
35	Damian Gay	16	0	110	6.9	7	23	.304	0	2	.000	5	7	.714	5	14	19	1.2	31	4	9	0	2	19	1.2	
23	Robert Curtis	2	0	39	19.5	8	12	.667	0	0	.000	2	9	.222	6	4	10	5.0	8	0	6	0	0	18	9.0	
33	Damian Eargle	1	0	11	11.0	3	8	.375	0	0	.000	2	2	1.000	4	3	7	7.0	2	1	1	1	0	8	8.0	
10	Dane Smith	6	0	23	3.8	2	8	.250	0	1	.000	3	8	.375	3	2	5	0.8	4	1	3	0	0	7	1.2	
33	Eric Petty Jr	3	0	22	7.3	2	5	.400	0	0	.000	1	2	.500	2	1	3	1.0	6	0	3	1	1	5	1.7	
00	Mike Luby	4	1	30	7.5	2	6	.333	0	0	.000	0	0	.000	1	1	2	0.5	4	0	2	0	0	4	1.0	
00	Jonas Pierre	5	0	24	4.8	1	2	.500	0	0	.000	0	0	.000	1	3	4	0.8	5	1	0	0	0	2	0.4	
23	Mike Anderson	5	0	20	4.0	0	6	.000	0	3	.000	0	0	.000	0	0	0	0.0	3	3	0	0	0	0	0.0	
TEAM															15	238	253				20					
Saint John Mill Rats		29		6942		1084	2330	.465	276	713	.387	611	782	.781	272	1044	1316	45.4	680	682	419	76	226	3055	105.3	
Opponents		29		57752		8927	20161	.443	1953	5657	.345	4743	6682	.710	3388	8445	11833	408.0	5432	5022	4254	885	2021	24550	846.6	

WINDSOR EXPRESS REGULAR SEASON PLAYER STATS

#	Player	GP	GS	MIN	AVG	FG	FGA	PCT	3P	3PA	.PCT	FTFTA	.PCTOR	DR	REBR/G	PF	A	TO	BLK	ST	PTS	P/G				
5	Stefan Bonneau	27	23	1011	37.4	198	404	.490	67	153	.438	157	176	.892	50	78	128	4.7	48	126	60	4	40	620	23.0	
24	Chris Commons	26	25	972	37.4	194	427	.454	29	108	.269	63	93	.677	40	140	180	6.9	86	73	65	32	25	480	18.5	
15	Quinnel Brown	26	25	992	38.2	169	368	.459	31	102	.304	58	85	.682	28	159	187	7.2	66	59	70	17	32	427	16.4	
12	Darren Duncan	25	20	922	36.9	97	226	.429	30	83	.361	133	154	.864	13	103	116	4.6	65	217	72	5	51	357	14.3	
2	DeAndre Thomas	26	21	646	24.8	115	243	.473	1	1	1.000	81	125	.648	54	118	172	6.6	89	28	57	19	26	312	12.0	
10	Kevin Loiselle	27	10	736	27.3	75	154	.487	0	12	.000	51	93	.548	57	131	188	7.0	115	33	49	19	31	201	7.4	
11	Papa Oppong	28	10	617	22.0	67	181	.370	29	101	.287	26	31	.839	16	63	79	2.8	44	31	29	3	24	189	6.8	
33	Erik Parker	26	6	349	13.4	32	76	.421	2	8	.250	18	23	.783	33	35	68	2.6	58	9	10	7	0	84	3.2	
14	Dominique Buckley	8	0	109	13.6	19	44	.432	14	28	.500	6	6	1.000	2	9	11	1.4	9	11	13	0	2	58	7.3	
23	DeAndre Hall	19	0	183	9.6	17	48	.354	0	7	.000	10	16	.625	6	17	23	1.2	27	14	5	1	4	44	2.3	
44	Nick Evans	10	0	78	7.8	9	23	.391	0	1	.000	1	4	.250	5	14	19	1.9	18	1	10	4	1	19	1.9	
22	Paul Williams	10	0	60	6.0	5	19	.263	2	11	.182	6	6	1.000	3	9	12	1.2	4	5	4	0	1	18	1.8	
4	Jason Dawson	2	0	9	4.5	1	2	.500	0	0	.000	0	0	.000	0	0	0	0.0	0	5	0	0	0	2	1.0	
14	Tommy Freeman	3	0	15	5.0	0	1	.000	0	0	.000	0	0	.000	0	0	0	0.0	2	0	0	0	1	0	0.0	
32	R.J. Wells	10	1	13	1.3	0	3	.000	0	2	.000	0	0	.000	2	1	3	0.3	2	1	2	0	0	0	0.0	
40	Terance Licorish	1	0	0	0.0	0	0	.000	0	0	.000	0	0	.000	0	0	0	0.0	0	0	0	0	0	0	0.0	
TEAM															8	77	85				6					
Windsor Express		28		6711		998	2219	.450	205	617	.332	610	812	.751	317	954	1271	45.4	633	613	452	111	238	2811	100.4	
Opponents		28		51269		7941	17928	.443	1786	5059	.353	4129	5845	.706	2958	7595	10553	376.9	4840	4496	3725	749	1788	21797	778.5	

NATIONAL BASKETBALL LEAGUE OF CANADA LEAGUE OFFICE CONTACT INFORMATION

 <p>National Basketball League of Canada</p>	<p>Executive Offices</p> <p>120 Eglinton Avenue East, 8th Floor Toronto, Ont. M4P 1E2 PHONE: (416)-322-5188 FAX: (416)-322-6371 info@nblcanada.ca Connect with us: www.nblcanada.ca www.twitter.com/nblcanda www.facebook.com/nblcanada</p>	 <p>Ligue nationale de basketball du Canada</p>
--	---	---