



THE NATIONAL BASKETBALL LEAGUE OF CANADA WEEKLY REPORT

Volume 3, Issue 15

February 9, 2014

GAMES PLAYED

Tue. Feb. 4

The Island 103, Halifax 75

Wed. Feb. 5

Ottawa 112, Saint John 95

Thu. Feb. 6

Windsor 107, London 100

Moncton 102, The Island 91

Saint John 109, Mississauga 104

Fri. Feb. 7

Windsor 97, London 80

The Island 114, Halifax 105

Brampton 126, Saint John 124 (OT)

Sat. Feb. 8

Halifax 108, Moncton 99

ATLANTIC DIVISION

Team	W	L	.PCT	GB
Saint John	19	13	.594	--
The Island	18	14	.563	1
Moncton	12	21	.364	7.5
Halifax	7	25	.219	12

CENTRAL DIVISION

Team	W	L	.PCT	GB
Windsor	23	7	.767	--
Brampton	21	10	.677	2.5
London	20	13	.606	4.5
Ottawa	16	17	.485	8.5
Mississauga	9	25	.265	16

UPCOMING GAMES (all times local)

Mon. Feb. 10

Moncton at Saint John 7:00 PM AST

Tue. Feb. 11

Windsor at Ottawa 10:30 AM EST

Halifax at the Island 7:00 PM AST

Wed. Feb. 12

Mississauga at Ottawa 7:30 PM EST

Thu. Feb. 13

Ottawa at London 7:00 PM EST

Fri. Feb. 14

Mississauga at Windsor 7:00 PM EST

Sat. Feb. 15

Windsor at Brampton 7:00 PM EST

Saint John at Halifax 7:00 PM AST

Moncton at The Island 7:00 PM AST

London at Ottawa 7:30 PM EST

Sun. Feb. 16

The Island at Halifax 2:00 PM AST




Mississauga at Ottawa 2:00 PM EST

Brampton at Windsor 2:00 PM EST

All content Copyright © 2014 · National Basketball League of Canada. All Rights Reserved.
"The National Basketball League of Canada Weekly Report" is edited by Chuck Miller.



NBL TEAM REPORTS

<p>Brampton A's 7575 Kennedy Road S. Brampton ON L6W 4T2 Phone: (519) 943-0781 Fax: (519) 940-3730 Head Coach: David Magley Home Arena: Powerade Centre bramptonas.ca</p> 	<p>It was the only game on the Brampton schedule this week, but the A's gave their fans a little extra playing time, as they took the Saint John Mill Rats in a 126-124 overtime victory. While Jordan Hamilton led his mates with 22 points, double-doubles were achieved by Cedric Moodie (19 pts, 11 rebs) and Cavell Johnson (17 pts, 13 rebs). Kevin Francis (15) and Brent Jennings (13) also scored in double figures for the A's.</p>
<p>Halifax Rainmen 1888 Brunswick Street, Suite 611 Halifax, Nova Scotia B3J 3J8 Phone: (902) 444-RAIN, (902) 444-7246 Fax: 1-866-424-4267 Head Coach: Craig Hodges Home arena: Halifax MetroCentre rainmenbasketball.ca</p> 	<p>The Halifax Rainmen are struggling in the final month of the season, and Craig Hodges' crew stumbled with a 103-75 road loss against The Island Storm on Tuesday night. Jason Williams was the top scorer for the Nova Scotia crew, with 21 points on 8-for-18 shooting from the floor. Tim Parham had 15 rebounds and 16 points for a double-double; Chris Matthews came off the bench to score 13 points.</p> <p>Another game at EastLink Arena for the Rainmen on Friday night, but even with 29 team-high points from Olumuyiwa Famutimi, the Rainmen came up short 114-105. Tim Parham (10 rebs, 11 points) and Jajuan Cooley (17 pts, 10 assists) garnered double-doubles for the Rainmen.</p> <p>In Halifax's Saturday night game, the Rainmen took a victory from the Moncton Miracles 108-99, thanks to 29 points and 19 rebounds from Jason Williams; Chris Matthews (23) and Jajuan Cooley (22) both added big bench points for the Rainmen, who are still trying to claim at least the #3 seed in the NBL's Atlantic Division.</p>
<p>The Island Storm 46 Kensington Rd. Charlottetown, PEI C1A 5H7 Phone: (902) 629-6600 Fax: (902) 629-6650 Head Coach: Joseph Salerno Home Venue: EastLink Arena stormbasketball.ca</p> 	<p>Although the Storm and Halifax Rainmen played each other tight and even on Tuesday night, the Storm blasted through a 71-35 second half en route to a 103-75 victory. The win gave Joe Salerno's crew its sixth straight victory, the team's longest consecutive winning streak of the year. Antonio Ballard's 30 points gave him 622 points as a member of The Island Storm, making him the franchise's most prolific scorer. Steve Tchiengang had 14 team-high rebounds, and achieved a double-double with ten points.</p> <p>The Storm's winning streak ended on Thursday night in Moncton, where even with 27 points and 13 rebounds from Antonio Ballard and 24 from Nick Okorie, the Storm were cleared away 102-91 by the Miracles. Antwi Atuahene also scored in double figures with 14 points; Adrian Moss finished with four steals.</p> <p>With Halifax returning to the EastLink Arena on Friday, the Storm added another win to their totals with a 114-105 triumph. While Nick Okorie was the Storm's top scorer with 27 points, Adrian Moss achieved a double-double of 20 points and 13 assists; Jeremy Williams had a team-high eight rebounds to go with his 13 points.</p>

London Lightning

358 Horton Street E.
London, Ontario N6B
1L7

Phone: (519) 433-
0634

Fax: (519) 433-9849

Head Coach: Micheal Ray Richadson

Home arena: Budweiser Gardens

lightningbasketball.ca



The newest acquisition for the London Lightning, Jermaine Johnson, immediately led his team with 22 points in scoring on Thursday night, but the Lightning lost a 107-100 close game against the Windsor Express. Another new acquisition for the Black and Gold, Stephen McDowell, finished with 19 points. Elvin Mims had a double-double of 10 rebounds and 12 points, while Tony Bennett passed off eight assists.

McDowell continued his scoring barrage for London, but his team-high 23 points could not get the Lightning past Windsor on Friday night, and the Lightning lost 97-80 to the Express. Elvin Mims had a double-double of 12 points and 12 boards; Mims also achieved three blocked shots.

Mississauga Power

5500 Rose Cherry
Place

Mississauga, ON
L4Z 4B6

Office: 647-559-6012

Head Coach: David "D.J." Joseph

Home Arena: Hershey Centre

powerbasketball.ca



In their only game of the week, the Mississauga Power hosted the Saint John Mill Rats at the Hershey Centre. Despite double-doubles from Morgan Lewis (22 pts, 10 rebs) and Alex Johnson (17 pts, 12 assists), the Power could not surpass the Mill Rats, and lost a close game 109-104. Kirk Williams Jr. added 19 points, while newly-acquired George Williams scored 17.

Moncton Miracles

740 Rue Main
Street

Moncton, New Brunswick E1C 1E6

Team phone: (506) 204-7730

Team fax: (506) 204-7840

Head Coach: Dennis Truax

Home arena: Moncton Coliseum

miraclesbasketball.ca



The Miracles still have a chance to claim the #2 seed, and a 102-91 win over the Island Storm on Thursday night helped their efforts. Johnny Mayhane was the top scorer for the Moncton crew, his 29 points included five 3-point shots. Trayvon Lathan added 21 points off the bench, Lathan and Travis George led with eight rebounds apiece.

But that chance faded quickly on Saturday night, when the Miralces lost at home to the Halifax Rainmen 108-99. Once again, Moncton's leading scorer, Johnny Mayhane, was the top scorer in the game with 32 points; Oliver McNally added 22 points and 8 assists.

Ottawa SkyHawks

2451 St. Joseph Blvd, Suite 219

Ottawa, ON K1C 1E9

Phone: (613) 424-8733

Head coach: Jaren Jackson

Home arena: Canadian Tire Centre

ottawaskyhawks.com



The Ottawa SkyHawks are trying to improve their seeding in the postseason, and a 112-95 Wednesday night victory against the Saint John Mill Rats helped the cause. In the victory, Fred Sturdivant came off the bench to lead his team with 22 points; while Justin Tubbs added 19. Eric Kibi was the top rebounder for the SkyHawks, with 10 boards.

Saint John Mill Rats

133 Prince William Street, Suite 9
Saint John, NB E2L 2B5
Office: (506) 214-4454
Fax: (506) 652-1562
Head Coach: Rob Spon
Home Venue: Harbour Station
millratsbasketball.ca



The Saint John Mill Rats loaded up for their three-game, three-day Ontario road trip, and played a rough three-game series in that stretch. The first game, on Wednesday night, saw Doug Herring Jr. score 21 points in a 112-95 losing effort against the Ottawa SkyHawks. Anthony Anderson added 17 points, while Tyrone Levett and Casey Love contributed 13 apiece. Jonas Pierre had three steals in the game.

Next up for the Port City crew was a game on Thursday night against the Mississauga Power. The Mill Rats took the victory 109-104, thanks to 34 points from Anthony Anderson and 33 from Raheem Singleton. Singleton was also 16-for-18 from the free throw line. Jonas Pierre added two blocked shots.

The Mill Rats' third game of the trip, on Friday night in Brampton, came to four quarters and then to overtime, as the Mill Rats lost a heartbreaker 126-124. The Rats' all-time leading scorer, Anthony Anderson, gave 35 points in the losing effort, while Tyrone Levett (27) and Jermaine Blackburn (20) scored big for the Rats.

Windsor Express

720 Ouellette Ave, Box 24
Windsor, Ontario N9A 1C2
Phone: (519) 800-3665
Head Coach: Bill Jones
Home Venue: WFCU Centre
www.expressbasketball.ca



Windsor played a home-and-home series with the London Lightning this week, winning both games. In the first game, on Thursday night on the road, the Express rode 25 points from Stefan Bonneau, 23 from Darren Duncan and 21 from Chris Commons in a 107-100 victory over London. Kevin Loiselle scored 14 points and had a team-high eight rebounds.

The second game of the series, held at the WFCU Centre, saw the Express take a hard-fought 97-80 victory over London. While Stefan Bonneau and Quinnet Brown both achieved a team-high 21 points, Darren Duncan had a double-double of 13 points and 13 assists. Chris Commons' 15 points included three blocked shots. The wins not only pushed Windsor closer to securing the NBL Central Division title, it also strengthened their hold on the #1 seed and home-court advantage throughout the playoffs.

Game reports compiled via team press releases, and from articles appearing in newspapers from the teams' home locations.

NBL CANADA TRANSACTIONS

February 3, 2014: London Lightning released Marvin Phillips.

February 4, 2014: Mississauga Power signed and activated David Seagers. Traded Dwight McCombs to London Lightning for cash considerations.

February 4, 2014: Ottawa SkyHawks signed and activated Jamal Crook. Released Jermaine Johnson.

February 5, 2014: Moncton Miracles place Stanley Robinson on Injured Reserve.

February 5, 2014: London Lightning signed Jermaine Johnson. Released Matt Humphrey.

February 6, 2014: Mississauga Power activate Mark Gomillia from Injured Reserve. Signed and activated George Williams.

February 6, 2014: Saint John Mill Rats signed and activated Lawrence Wright.

NBL CANADA PLAYER OF THE WEEK

The National Basketball League of Canada is pleased to announce that Stefan Bonneau of the Windsor Express has been named Player of the Week for the week ending February 9, 2014. This is the second time this season that Bonneau has earned this honour.

Bonneau, a 5'10" guard who played collegiately at C.W. Post, was the leading scorer in Windsor's two victories this week. He averaged 23 points and 4 assists in the victories, which helped the Express stay atop the NBL Canada's Central Division and brought the team closer to the #1 seed and home-court advantage throughout the playoffs.

PREVIOUS NBL CANADA PLAYERS OF THE WEEK:

November 3, 2013 – Stefan Bonneau, Windsor Express.

November 10, 2013 – Stanley Robinson, Moncton Miracles.

November 17, 2013 – Doug Herring Jr., Saint John Mill Rats.

November 24, 2013 – Cavell Johnson, Brampton A's.

December 1, 2013 – Elvin Mims, London Lightning.

December 8, 2013 – Antonio Ballard, The Island Storm.

December 15, 2013 – Tim Parham, Halifax Rainmen

December 22, 2013 – Garrett Williamson, London Lightning.

December 29, 2013 – Ryan Anderson, Ottawa SkyHawks.

January 5, 2014 – Johnny Mayhane, Moncton Miracles.

January 12, 2014 – Garrett Williamson, London Lightning.

January 19, 2014 – Anthony Anderson, Saint John Mill Rats.

January 26, 2014 – Antonio Ballard, The Island Storm

February 2, 2014 – Morgan Lewis, Mississauga Power

February 9, 2014 – Stefan Bonneau, Windsor Express.

PREVIOUS NBL CANADA COACHES OF THE MONTH:

November 2013 – David Magley, Brampton A's.

December 2013 – Bill Jones, Windsor Express.

January 2014 – Rob Spon, Saint John Mill Rats.

TOP 20 SINGLE GAME ATTENDANCE FIGURES, 2013-14 SEASON

1.	7,393	Budweiser Gardens	Brampton at London	January 26, 2014
2.	5,802	Budweiser Gardens	Mississauga at London	November 2, 2013
3.	3,834	Budweiser Gardens	Brampton at London	December 8, 2013
4.	3,828	Budweiser Gardens	Brampton at London	January 10, 2014
5.	3,607	Budweiser Gardens	Halifax at London	December 19, 2013
6.	3,579	Budweiser Gardens	Mississauga at London	December 29, 2013
7.	3,414	Budweiser Gardens	Moncton at London	November 30, 2013
8.	3,250	Budweiser Gardens	Ottawa at London	January 5, 2014
9.	3,189	Budweiser Gardens	Windsor at London	December 7, 2013
10.	2,979	Budweiser Gardens	Windsor at London	January 1, 2014
11.	2,909	Budweiser Gardens	Windsor at London	November 15, 2013
12.	2,860	Budweiser Gardens	Mississauga at London	December 12, 2013
13.	2,866	Budweiser Gardens	Ottawa at London	January 22, 2014
14.	2,853	Harbour Station	The Island at Saint John	November 10, 2013
15.	2,815	Budweiser Gardens	Windsor at London	February 6, 2014
16.	2,800	Caesars Windsor	London at Windsor	January 15, 2014
17.	2,663	Budweiser Gardens	Ottawa at London	November 9, 2013
18.	2,600	Canadian Tire Centre	Windsor at Ottawa	November 2, 2013
19.	2,564	EastLink Arena	Saint John at The Island	November 2, 2013
20.	2,519	Powerade Centre	Mississauga at Brampton	November 15, 2013

NBL CANADA 2013-14 TRIPLE-DOUBLES

December 8, 2013	Cedric Moodie	Brampton at London	15 pts, 11 rebs, 10 assists
December 13, 2013	Trayvon Lathan	Moncton at Halifax	12 pts, 12 rebs, 10 assists
January 9, 2014	Anthony Anderson	Saint John v. Halifax	14 pts, 10 rebs, 10 assists
January 26, 2014	Cedric Moodie	Brampton at London	11 pts, 12 rebs, 10 assists

NATIONAL BASKETBALL LEAGUE OF CANADA PLAYOFF STANDINGS

AS OF FEBRUARY 9, 2014

ATLANTIC DIVISION

Team	W	L	.PCT	
Saint John	19	13	.594	#1 Seed Magic #7-The Island-
The Island	18	14	.563	#2 Seed Magic #1- Moncton
Moncton	12	21	.364	#3 Seed Magic #3- Halifax
Halifax	7	25	.219	#4 Seed = 3 Monc wins / 3 Hfx losses

CENTRAL DIVISION

Team	W	L	.PCT	
Windsor	23	7	.767	#1 Seed Magic #7-Brampton, 4-London
Brampton	21	10	.677	#2 Seed Magic #6-London, 2-Ottawa
London	20	13	.606	#3 Seed Magic #3-Ottawa
Ottawa	16	17	.485	#4 Seed=3 London wins / Ottawa losses
Mississauga	9	25	.265	#5 Seed

NUMBER ONE OVERALL SEED

Team	W	L	.PCT	#1 Overall Seed
Windsor	23	7	.750	Magic #=7 Bra, 4 Lon, 4-StJ, 3-IsI
Brampton	21	10	.677	
London	20	13	.606	
Saint John	19	13	.594	
The Island	18	14	.563	

The National Basketball League of Canada has confirmed the following playoff format for the 2013-14 NBL season. The magic number listed will count down to clinching the regular season division lead. When the magic number reaches zero, the team in first place has mathematically clinched the division title.

At the end of the season, the #4 and #5 (Mississauga) teams in the Central Division will have a one-game "play-in" match, with Mississauga traveling to Team #4's home court. The winner of that game will continue in the playoffs and be reseeded as #4 in the Central Division.

In the NBL quarterfinals, teams #1-#4 and teams #2-#3 will play each other in a best-of-five series, with a 2-2-1 format. The higher seed will have home court for

games 1, 2 and (if necessary) 5.

In the NBL semifinals, the divisional teams will face each other in a best-of-seven series, with a 2-2-1-1-1 format. The higher seed will host games 1, 2, and (if necessary) 5 and 7.

The remaining team in each division will play each other in the NBL Finals, which will be a best-of-seven series with a 2-3-2 format. The team with the higher regular season winning percentage will receive home court advantage for Games 1, 2 and (if necessary) 6 and 7. The winner of that series will be named National Basketball League of Canada Playoff Champion and receive a championship trophy commemorating their victory.

In the event that two or more teams are tied in terms of playoff seeding, the following tiebreakers will take place, in order of importance:

- (1) head-to-head record shall determine the winner;
- (2) if still a tie, head-to-head record against common opponents will determine the winner;
- (3) if still a tie, points scored in head to head competition will determine the winner;
- (4) if still a tie, average margin of victory in head to head competition will determine the winner;
- (5) if still a tie, the team correctly calling the flip of a coin will be seeded higher.

Playoff format subject to change due to venue availability.

NBL PLAYER STATS (courtesy DakStats, <http://www.dakstats.com>)

SCORING AVERAGE	G	FG	3P	FT	PTS	AVG
Anthony Anderson, Saint John	32	266	97	150	779	24.3
Stefan Bonneau, Windsor	29	212	71	171	666	23.0
Antonio Ballard, the Island	31	235	36	187	693	22.4
Johnny Mayhane, Moncton	33	224	114	163	725	22.0
Garrett Williamson, London	33	211	18	202	642	19.5
Ryan Anderson, Ottawa	32	175	95	146	591	18.5
Chris Commons, Windsor	28	207	32	70	516	18.4
Nick Okorie, MIS-The Island	36	228	77	96	629	17.5
Cedric Moodie, Brampton	31	171	81	116	539	17.4
Justin Tubbs, Ottawa	31	190	71	69	520	16.8

SCORING AVERAGE	G	FG	3P	FT	PTS	AVG
Quinnel Brown, Windsor	28	182	35	58	457	16.3
Tyrone Levett, Saint John	32	168	68	117	521	16.3
Trayvon Lathan, Moncton	30	195	1	84	475	15.8
Marvin Phillips, London	30	174	42	79	469	15.6
Doug Herring Jr., Saint John	32	169	46	111	495	15.5
Tony Bennett, London	20	117	37	38	309	15.5
Jason Williams, Halifax	23	127	17	77	348	15.1
Stanley Robinson, Moncton	28	173	5	69	420	15.0
Morgan Lewis, Mississauga	32	178	48	70	474	14.8
Darren Duncan, Windsor	27	107	33	146	393	14.6

REBOUNDS	G	REB	AVG
Tim Parham, Halifax	32	337	10.53
Antonio Ballard, The Island	31	297	9.58
Stanley Robinson, Moncton	28	227	8.11
Ryan Anderson, Ottawa	32	258	8.06
Dwight McCombs, MIS-London	35	277	7.91
Travis George, Moncton	22	169	7.68
Jermaine Johnson, OTT-London	34	261	7.67
Cedric Moodie, Brampton	31	225	7.26
Quinnel Brown, Windsor	28	203	7.25
Trayvon Lathan, Moncton	30	215	7.17

3-POINTERS MADE (min 50 made)	G	3P	3Ppg
Johnny Mayhane, Moncton	33	114	3.45
Anthony Anderson, Saint John	32	97	3.03
Ryan Anderson, Ottawa	32	95	2.97
Cedric Moodie, Brampton	31	81	2.61
Stefan Bonneau, Windsor	29	71	2.45
Justin Tubbs, Ottawa	31	71	2.29
Scottie Haralson, Brampton	31	68	2.19
Nick Okorie, MIS-The Island	36	77	2.14
Tyrone Levett, Saint John	32	68	2.13
Chris Matthews, STJ-Halifax	31	65	2.10

BLOCKED SHOTS	G	BLK	AVG
Cavell Johnson, Brampton	31	52	1.68
Fred Sturdivant, Ottawa	31	40	1.29
Chris Commons, Windsor	28	36	1.29
Travis George, Moncton	22	26	1.18
Dwight McCombs, MIS-London	35	43	1.22
Tim Parham, Halifax	32	36	1.13

STEALS	G	STL	AVG
Juajuan Cooley, Halifax	31	90	2.90
Al Stewart, The Island	24	60	2.50
Darren Duncan, Windsor	27	54	2.00
Doug Herring Jr., Saint John	32	61	1.91
Ryan Anderson, Ottawa	32	58	1.81
Tony Bennett, London	20	35	1.75
Johnny Mayhane, Moncton	33	51	1.55
Trayvon Lathan, Moncton	30	46	1.53
Olumuyiwa Famutimi, Halifax	20	30	1.50
Oliver McNally, Moncton	26	38	1.46

ASSISTS	G	AST	AVG
Darren Duncan, Windsor	27	235	8.70
Juajuan Cooley, Halifax	31	199	6.42
Al Stewart, The Island	24	149	6.21
Jerice Crouch, Ottawa	33	202	6.12
Alex Johnson, Mississauga	34	208	6.12
Anthony Anderson, Saint John	32	188	5.88
Tony Bennett, London	20	117	5.85
Oliver McNally, Moncton	26	141	5.42
Adrian Moss, The Island	22	116	5.27
Stefan Bonneau, Windsor	29	134	4.62

FIELD GOAL PERCENTAGE (min 150 attempts)	FGM	FGA	PCT
Jermaine Johnson, OTT-London	180	310	.581
Fred Sturdivant, Ottawa	97	176	.551
Flenard Whitfield, Brampton	121	223	.543
Garrett Williamson, London	211	409	.516
Raven Barber, Halifax	135	262	.515
Antonio Ballard, The Island	235	458	.513
Jermaine Dailey, Moncton	128	250	.512
Justin Tubbs, Ottawa	190	373	.509
Jermaine Blackburn, Saint John	155	306	.507
Al Stewart, The Island	88	174	.506

FREE THROW PERCENTAGE (min 100 attempts)	FTM	FTA	PCT
Stefan Bonneau, Windsor	171	191	.895
Tyrone Levett, Saint John	117	133	.880
Jermaine Blackburn, Saint John	102	116	.879
Oliver McNally, Moncton	101	115	.878
Cedric Moodie, Brampton	116	133	.872
Juajuan Cooley, Halifax	102	117	.872
Darren Duncan, Windsor	146	170	.859
Johnny Mayhane, Moncton	163	192	.849
Ryan Anderson, Ottawa	146	173	.844
Evaldas Zabas, Brampton	94	115	.817

3-POINT GOALS PERCENTAGE (min 100 attempts)	3PM	3PA	PCT
Stefan Bonneau, Windsor	71	163	.436
Melvin Council, Brampton	43	102	.422
Doug Herring Jr., Saint John	46	110	.418
Adrian Moss, The Island	43	103	.417
Tyrone Levett, Saint John	68	166	.410
Justin Tubbs, Ottawa	71	174	.408
Scottie Haralson, Brampton	68	167	.407

NATIONAL BASKETBALL LEAGUE OF CANADA SCHEDULES AND RESULTS

BRAMPTON A'S GAME-BY-GAME

Date	H/A	Opponent	Score	W	L	Rec	Att	Leading Scorer
11/1/2013	A	Moncton Miracles	113-89	W		1-0	2,214	Cedric Moodie (31)
11/3/2013	A	Halifax Rainmen	99-91	W		2-0	850	Cavell Johnson (28)
11/5/2013	A	Mississauga Power	107-95	W		3-0	339	Cedric Moodie (21)
11/15/2013	H	Mississauga Power	98-92	W		4-0	2,519	Evaldas Zabas (23)
11/16/2013	H	London Lightning	93-107		L	4-1	643	Cavell Johnson (18); Jordan Hamilton (18)
11/17/2013	A	Windsor Express	77-93		L	4-2	451	Cavell Johnson (17)
11/18/2013	H	Windsor Express	105-103	W		5-2	877	Cedric Moodie (19)
11/21/2013	H	Ottawa SkyHawks	124-87	W		6-2	451	Cavell Johnson (25)
11/23/2013	A	Saint John Mill Rats	107-102	W		7-2	1,985	Cavell Johnson (24)
11/24/2013	A	The Island Storm	101-100	W		8-2	1,306	Cavell Johnson (21)
11/25/2013	H	Windsor Express	115-105	W		9-2	842	Cavell Johnson (19), Evaldas Zabas (19)
12/2/2013	H	Ottawa SkyHawks	102-114		L	9-3	518	Cedric Moodie (18)
12/5/2013	A	Ottawa SkyHawks	108-129		L	9-4	202	Cedric Moodie (18)
12/6/2013	H	Moncton Miracles	124-88	W		10-4	874	Jameson Tipping (21)
12/8/2013	A	London Lightning	108-101	W		11-4	3,834	Kevin Francis (25)
12/11/2013	A	Ottawa SkyHawks	97-111		L	11-5	540	Cedric Moodie (22)
12/14/2013	H	Ottawa SkyHawks	114-101	W		12-5	369	Evaldas Zabas (29)
12/19/2013	A	Mississauga Power	97-91	W		13-5	544	Kevin Francis (19), Melvin Council (19)
12/20/2013	H	Mississauga Power	108-101	W		14-5	621	Cedric Moodie (22)
12/23/2013	H	Halifax Rainmen	107-92	W		15-5	420	Scottie Haralson (20)
12/29/2013	A	Ottawa SkyHawks	108-115		L	15-6	1,217	Cavell Johnson (22)
1/4/2014	H	London Lightning	108-103	W		16-6	780	Cedric Moodie (33)
1/9/2014	A	London Lightning	95-107		L	16-7	3,828	Cedric Moodie (19)
1/10/2014	H	Ottawa SkyHawks	99-89	W		17-7	410	Melvin Council (20)
1/11/2014	H	Mississauga Power	113-106	W		18-7	684	Scottie Haralson (21)
1/18/2014	A	Windsor Express	106-118		L	18-8	696	Cedric Moodie (20)
1/24/2014	A	Ottawa SkyHawks	111-105	W		19-8		Cedric Moodie (36)
1/26/2014	A	London Lightning	108-114		L	19-9	7,393	Cavell Johnson (27)
1/27/2014	H	Mississauga Power	129-96	W		20-9		Cavell Johnson (20)
1/30/2014	A	Mississauga Power	102-118		L	20-10	1,263	Flenard Whitfield (18)
2/7/2014	H	Saint John Mill Rats	126-124 (OT)	W		21-10		Jordan Hamilton (22)

HALIFAX RAINMEN GAME-BY-GAME

Date	H/A	Opponent	Score	W	L	Rec	Att	Leading Scorer
11/1/2013	H	Saint John Mill Rats	85-105		L	0-1	1,250	Juajuan Cooley (14)
11/3/2013	H	Brampton A's	91-99		L	0-2	850	Stephen Sir (22)
11/6/2013	A	Ottawa SkyHawks	100-111		L	0-3	541	Juajuan Cooley (26)
11/7/2013	A	Mississauga Power	96-112		L	0-4	117	Juajuan Cooley (18)
11/10/2013	H	Moncton Miracles	101-103 (OT)		L	0-5	1,200	Stephen Sir (30)
11/17/2013	H	Saint John Mill Rats	81-88		L	0-6	2,100	Raven Barber (18)
12/5/2013	A	Saint John Mill Rats	102-107		L	0-7	1,224	Cheyne Gadson (22)
12/7/2013	H	Ottawa SkyHawks	108-117		L	0-8	1,100	George Goode (23)
12/8/2013	H	The Island Storm	107-108		L	0-9	1,210	Tim Parham (19), Cheyne Gadson (19)
12/12/2013	H	Windsor Express	84-104		L	0-10	950	Stephen Sir (21)
12/13/2013	H	Moncton Miracles	95-89	W		1-10	900	David Lawrence (18)
12/14/2013	H	The Island Storm	84-82	W		2-10	750	David Lawrence (22)
12/19/2013	A	London Lightning	90-108		L	2-11	3,607	David Lawrence (18)
12/20/2013	A	Windsor Express	91-98		L	2-12	340	Cheyne Gadson (16)
12/23/2013	A	Brampton A's	92-107		L	2-13	420	Jason Williams (15), Raven Barber (15)
12/26/2013	A	The Island Storm	98-106		L	2-14	1,500	Juajuan Cooley (15)
12/27/2013	H	Saint John Mill Rats	98-91	W		3-14	2,010	George Goode (15)
12/29/2013	H	Saint John Mill Rats	107-121		L	3-15	2,156	Jason Williams (26)
12/31/2013	A	The Island Storm	95-107		L	3-16	1,407	Juajuan Cooley (24)
1/2/2014	A	Moncton Miracles	89-92		L	3-17	1,683	Jason Williams (15), George Goode (15)
1/3/2014	A	Saint John Mill Rats	88-98		L	3-18	1,466	Jason Williams (16), Raven Barber (16)
1/4/2014	H	Moncton Miracles	87-89		L	3-19		Chris Matthews (21)
1/9/2014	A	Saint John Mill Rats	91-100		L	3-20	1,466	Juajuan Cooley (19)
1/12/2014	H	The Island Storm	96-88	W		4-20	1,423	Chris Matthews (25)
1/16/2014	A	Moncton Miracles	115-120 (OT)		L	4-21	1,562	George Goode (18)
1/18/2014	H	London Lightning	113-110	W		5-21	2,375	Jason Williams (31)
1/19/2014	H	Mississauga Power	102-93	W		6-21	1,920	Chris Matthews (21)
1/23/2014	A	Saint John Mill Rats	98-108		L	6-22	1,503	Tim Parham (14), Olumuyiwa Famutimi (14)
1/26/2014	H	Moncton Miracles	97-105		L	6-23	1,430	Olumuyiwa Famutimi (22)
2/4/2014	A	The Island Storm	75-103		L	6-24	1,310	Jason Williams (21)
2/7/2014	A	The Island Storm	105-114		L	6-25	1,858	Olumuyiwa Famutimi (29)
2/8/2014	A	Moncton Miracles	108-99	W		7-25		Jason Williams (29)

THE ISLAND STORM GAME-BY-GAME

Date	H/A	Opponent	Score	W	L	Rec	Att	Leading Scorer
11/2/2013	H	Saint John Mill Rats	100-93	W		1-0	2,564	Antonio Ballard (22), Greg Plummer (22)
11/3/2013	H	Moncton Miracles	120-91	W		2-0	2,050	Antonio Ballard (24), Amani Daanish (24)
11/7/2013	H	Moncton Miracles	94-97		L	2-1	1,660	Antonio Ballard (20)
11/10/2013	A	Saint John Mill Rats	129-93	W		3-1	2,853	Amani Daanish (21)
11/14/2013	H	Saint John Mill Rats	90-117		L	3-2	1,894	Antonio Ballard (22)
11/17/2013	H	Moncton Miracles	111-101	W		4-2	1,618	Semaj Inge (21)
11/21/2013	A	Windsor Express	86-90		L	4-3	441	Greg Plummer (22)
11/22/2013	A	Ottawa SkyHawks	99-113		L	4-4	2,100	Antonio Ballard (28)
11/24/2013	H	Brampton A's	100-101		L	4-5	1,306	Antonio Ballard (31)
11/30/2013	H	Mississauga Power	118-107	W		5-5	1,109	Antonio Ballard (20)
12/6/2013	H	Saint John Mill Rats	106-103	W		6-5	1,471	Antonio Ballard (31)
12/8/2013	A	Halifax Rainmen	108-107	W		7-5	1,210	Adrian Moss (33)
12/14/2013	A	Halifax Rainmen	82-84		L	7-6	750	Antonio Ballard (18)
12/16/2013	H	Windsor Express	103-91	W		8-6	1,062	Antonio Ballard (26)
12/20/2013	A	Saint John Mill Rats	100-96	W		9-6	1,477	Antonio Ballard (23)
12/26/2013	H	Halifax Rainmen	106-98	W		10-6	1,500	Semaj Inge (25)
12/27/2013	A	Moncton Miracles	94-107		L	10-7	1,530	Greg Plummer (20)
12/28/2013	A	Moncton Miracles	83-96		L	10-8	1,580	Antonio Ballard (18)
12/31/2013	H	Halifax Rainmen	107-95	W		11-8	1,407	Antonio Ballard (22), Jeremy Williams (22)
1/2/2014	A	Saint John Mill Rats	94-102		L	11-9	1,408	Antonio Ballard (23)
1/5/2014	A	Moncton Miracles	89-101		L	11-10	1,529	Antonio Ballard (19)
1/11/2014	H	London Lightning	118-121 (OT)		L	11-11	1,727	Antonio Ballard (34)
1/12/2014	A	Halifax Rainmen	88-96		L	11-12	1,466	Antonio Ballard (22)
1/16/2014	A	Saint John Mill Rats	104-106		L	11-13	1,461	Antonio Ballard (27)
1/17/2014	H	Saint John Mill Rats	129-127	W		12-23	1,304	Antonio Ballard (26)
1/19/2014	H	Moncton Miracles	97-85	W		13-13	1,283	Nick Okorie (27)
1/23/2014	H	Moncton Miracles	115-104	W		14-13	1,503	Antonio Ballard (32)
1/24/2014	A	Saint John Mill Rats	117-111	W		15-13	1,907	Ed Jones (22)
1/29/2014	H	Ottawa SkyHawks	96-83	W		16-13	1,196	Antonio Ballard (22)
2/4/2014	H	Halifax Rainmen	103-75	W		17-13	1,310	Antonio Ballard (30)
2/6/2014	A	Moncton Miracles	91-102		L	17-14	1,310	Antonio Ballard (27)
2/7/2014	H	Halifax Rainmen	114-105	W		18-14	1,858	Nick Okorie (27)

LONDON LIGHTNING GAME-BY-GAME

Date	H/A	Opponent	Score	W	L	Rec	Att	Leading Scorer
11/1/2013	A	Windsor Express	103-115		L	0-1	1,260	Jaytornah Wisseh (24)
11/2/2013	H	Mississauga Power	97-99		L	0-2	5,802	Garrett Williamson (22)
11/9/2013	H	Ottawa SkyHawks	98-97	W		1-2	2,663	Garrett Williamson (24)
11/15/2013	H	Windsor Express	108-84	W		2-2	2,909	Garrett Williamson (21)
11/16/2013	A	Brampton A's	107-93	W		3-2	643	Garrett Williamson (20); Gabe Freeman (20)
11/17/2013	H	Mississauga Power	127-102	W		4-2	2,242	Maurice Bolden (26)
11/21/2013	A	Mississauga Power	114-91	W		5-2	1,308	Garrett Williamson (24)
11/23/2013	A	Windsor Express	97-93	W		6-2	942	Garrett Williamson (21)
11/30/2013	H	Moncton Miracles	101-91	W		7-2	3,414	Garrett Williamson (19), Elvin Mims (19)
12/4/2013	A	Ottawa SkyHawks	105-100	W		8-2	158	Garrett Williamson (28), Marvin Phillips (23)
12/5/2013	A	Mississauga Power	91-95		L	8-3	341	Elvin Mims (30)
12/7/2013	H	Windsor Express	111-117		L	8-4	3,189	Garrett Williamson (27)
12/8/2013	H	Brampton A's	101-108		L	8-5	3,834	Garrett Williamson (36)
12/12/2013	H	Mississauga Power	87-84	W		9-5	2,860	Garrett Williamson (25)
12/19/2013	H	Halifax Rainmen	108-90	W		10-5	3,607	Garrett Williamson (18)
12/22/2013	A	Ottawa SkyHawks	98-90	W		11-5	665	Garrett Williamson (21)
12/27/2013	A	Mississauga Power	117-92	W		12-5	526	Garrett Williamson (25)
12/29/2013	H	Mississauga Power	99-76	W		13-5	3,579	Marvin Phillips (22)
1/1/2014	H	Windsor Express	93-82	W		14-5	2,979	Tony Bennett (22)
1/4/2014	A	Brampton A's	103-108		L	14-6	780	Marvin Phillips (19)
1/5/2014	H	Ottawa SkyHawks	120-108	W		15-6	3,250	Garrett Williamson (23)
1/9/2014	H	Brampton A's	107-95	W		16-6	3,828	Marvin Phillips (20)
1/11/2014	A	The Island Storm	121-118 (OT)	W		17-6	1,727	Garrett Williamson (36)
1/12/2014	A	Moncton Miracles	99-91	W		18-6	1,336	Garrett Williamson (23), Marvin Phillips (23)
1/15/2014	A	Windsor Express	78-86		L	18-7	2,800	Tony Bennett (23)
1/18/2014	A	Halifax Rainmen	110-113		L	18-8	2,375	Tony Bennett (28)
1/19/2014	A	Saint John Mill Rats	93-108		L	18-9	2,007	Tim Ellis (26)
1/22/2014	H	Ottawa SkyHawks	89-107		L	18-10	2,886	Greg Surmacz (18)
1/25/2014	A	Mississauga Power	117-100	W		19-10	1,370	Garrett Williamson (25)
1/26/2014	H	Brampton A's	114-108	W		20-10	7,393	Tony Bennett (28)
1/27/2014	A	Ottawa SkyHawks	104-107		L	20-11	1,073	Tony Bennett (22)
2/6/2014	H	Windsor Express	100-107		L	20-12	2,815	Jermaine Johnson (22)
2/7/2014	A	Windsor Express	80-97		L	20-13	1,350	Stephen McDowell (23)

MISSISSAUGA POWER GAME-BY-GAME

Date	H/A	Opponent	Score	W	L	Rec	Att	Leading Scorer
11/2/2013	A	London Lightning	99-97	W		1-0	5,802	Morgan Lewis (19)
11/5/2013	H	Brampton A's	95-107		L	1-1	339	Dwight McCombs (23), Nick Okorie (23)
11/6/2013	H	Halifax Rainmen	112-96	W		2-1	117	Mark Gomilla (20)
11/15/2013	A	Brampton A's	92-98		L	2-2	2,519	Dwight McCombs (16)
11/16/2013	A	Ottawa SkyHawks	92-95		L	2-3	586	William "Bo" Harris (23)
11/17/2013	A	London Lightning	102-127		L	2-4	2,242	Tyler Murray (19)
11/21/2013	H	London Lightning	91-114		L	2-5	1,308	William "Bo" Harris (22)
11/23/2013	A	Ottawa SkyHawks	97-101		L	2-6	1,098	Nick Okorie (27)
11/28/2013	H	Moncton Miracles	126-113	W		3-6	558	Morgan Lewis (26)
11/30/2013	A	The Island Storm	107-118		L	3-7	1,109	Nick Okorie (41)
12/1/2013	A	Saint John Mill Rats	98-95	W		4-7	1,438	Dwight McCombs (26)
12/4/2013	H	Windsor Express	85-102		L	4-8	139	Kirk Williams Jr. (21)
12/5/2013	H	London Lightning	95-91	W		5-8	341	Nick Okorie (35)
12/11/2013	H	Windsor Express	99-88	W		6-8	379	Dwight McCombs (20)
12/12/2013	A	London Lightning	84-87		L	6-9	2,860	Kirk Williams Jr. (17)
12/15/2013	H	Ottawa SkyHawks	111-108	W		7-9	811	Thijin Moses (27)
12/19/2013	H	Brampton A's	91-97		L	7-10	544	Nick Okorie (25)
12/20/2013	A	Brampton A's	101-108		L	7-11	641	Alex Johnson (24)
12/21/2013	A	Windsor Express	101-108		L	7-12	314	Nick Okorie (22)
12/27/2013	H	London Lightning	92-117		L	7-13	526	Morgan Lewis (18)
12/28/2013	H	Ottawa SkyHawks	89-100		L	7-14	534	Nick Okorie (20)
12/29/2013	A	London Lightning	76-99		L	7-15	3,579	Dwight McCombs (24)
1/3/2014	A	Windsor Express	91-101		L	7-16	356	Kirk Williams Jr. (21)
1/4/2014	H	Ottawa SkyHawks	93-106		L	7-17	530	Nick Okorie (18)
1/5/2014	A	Windsor Express	88-110		L	7-18	287	Nick Okorie (21), Eric Petty Jr. (21)
1/8/2014	H	Windsor Express	87-105		L	7-19	226	Nick Okorie (25)
1/11/2014	A	Brampton A's	113-106		L	7-20	684	Kirk Williams Jr. (24)
1/16/2014	H	Ottawa SkyHawks	98-100		L	7-21	318	Greg Plummer (28)
1/18/2014	A	Moncton Miracles	84-81	W		8-21	1,610	Greg Plummer (25)
1/19/2014	A	Halifax Rainmen	93-102		L	8-22	1,920	Morgan Lewis (27)
1/25/2014	H	London Lightning	100-117		L	8-23	1,370	Kirk Williams Jr. (27)
1/27/2014	A	Brampton A's	96-127		L	8-24		Morgan Lewis (23)
1/30/2014	H	Brampton A's	118-102	W		9-24	1,263	Morgan Lewis (37)
2/6/2014	H	Saint John Mill Rats	104-109		L	9-25	454	Morgan Lewis (22)

MONCTON MIRACLES GAME-BY-GAME

Date	H/A	Opponent	Score	W	L	Rec	Att	Leading Scorer
11/1/2013	H	Brampton A's	89-113		L	0-1	2,214	Sylvania Watkins (21)
11/3/2013	A	The Island Storm	91-120		L	0-2	2,050	Cornelius Vines (32)
11/7/2013	A	The Island Storm	97-94	W		1-2	1,660	Dominique Buckley (27)
11/9/2013	H	Saint John Mill Rats	109-112		L	1-3	1,563	Stanley Robinson (24)
11/10/2013	A	Halifax Rainmen	103-101 (OT)	W		2-3	1,200	Jermaine Dailey (25)
11/15/2013	H	Saint John Mill Rats	87-90		L	2-4	1,775	Trayvon Lathan (23)
11/17/2013	H	The Island Storm	101-111		L	2-5	1,618	Johnny Mayhane (26)
11/24/2013	A	Saint John Mill Rats	94-109		L	2-6	1,746	Tyrone Levett (25)
11/27/2013	A	Ottawa SkyHawks	114-126		L	2-7	860	Johnny Mayhane (27), Trayvon Lathan (27)
11/28/2013	A	Mississauga Power	113-126		L	2-8	558	Johnny Mayhane (27)
11/30/2013	A	London Lightning	91-101		L	2-9	3,414	Johnny Mayhane (28)
12/6/2013	A	Brampton A's	88-124		L	2-10	874	Alex DesRoches (16)
12/8/2013	A	Windsor Express	101-115		L	2-11	352	Travis George (19), Johnny Mayhane (19)
12/12/2013	H	Saint John Mill Rats	113-118		L	2-12	1,873	Trayvon Lathan (25)
12/13/2013	A	Halifax Rainmen	89-95		L	2-13	900	Johnny Mayhane (28)
12/26/2013	A	Saint John Mill Rats	116-126 (OT)		L	2-14	1,788	Johnny Mayhane (24)
12/27/2013	H	The Island Storm	104-97	W		3-14	1,530	Johnny Mayhane (30)
12/28/2013	H	The Island Storm	96-83	W		4-14	1,580	Stanley Robinson (26)
12/31/2013	A	Saint John Mill Rats	100-90	W		5-14	2,015	Johnny Mayhane (18), Trayvon Lathan (18)
1/2/2014	H	Halifax Rainmen	92-89	W		6-14	1,683	Oliver McNally (17)
1/4/2014	A	Halifax Rainmen	89-87	W		7-14		Johnny Mayhane (17)
1/5/2014	H	The Island Storm	101-89	W		8-14	1,529	Johnny Mayhane (28)
1/9/2014	H	Windsor Express	91-93		L	8-15	1,425	Johnny Mayhane (17), Trayvon Lathan (17)
1/12/2014	H	London Lightning	91-99		L	8-16	1,336	Johnny Mayhane (23)
1/16/2014	A	Halifax Rainmen	120-115 (OT)	W		9-16	1,562	Stanley Robinson (25)
1/18/2014	H	Mississauga Power	81-84		L	9-17	1,610	Johnny Mayhane (20)
1/19/2014	A	The Island Storm	85-97		L	9-18	1,283	Johnny Mayhane (14)
1/23/2014	A	The Island Storm	104-115		L	9-19	1,503	Johnny Mayhane (29)
1/26/2014	A	Halifax Rainmen	105-97	W		10-19	1,430	Johnny Mayhane (23)
1/31/2014	H	Ottawa SkyHawks	123-105	W		11-19		Johnny Mayhane (36)
2/2/2014	H	Saint John Mill Rats	110-119		L	11-20		Johnny Mayhane (39)
2/6/2014	H	The Island Storm	102-91	W		12-20		Johnny Mayhane (29)
2/7/2014	H	Halifax Rainmen	99-108		L	12-21		Johnny Mayhane (32)

OTTAWA SKYHAWKS GAME-BY-GAME

Date	H/A	Opponent	Score	W	L	Rec	Att	Leading Scorer
11/2/2013	H	Windsor Express	105-113		L	0-1	2,600	Justin Tubbs (22), Tirrell Baines (22)
11/6/2013	H	Halifax Rainmen	111-100	W		1-1	541	Justin Tubbs (26)
11/9/2013	A	London Lightning	97-98		L	1-2	2,663	Justin Tubbs (21), Jermaine Johnson (21)
11/16/2013	H	Mississauga Power	95-92	W		2-2	586	Ryan Anderson (27)
11/21/2013	A	Brampton A's	87-124		L	2-3	451	Tirrell Baines (19)
11/22/2013	H	The Island Storm	113-99	W		3-3	2,100	Ryan Anderson (19), Justin Tubbs (19)
11/23/2013	H	Mississauga Power	101-97	W		4-3	1,098	Ryan Anderson (22)
11/27/2013	H	Moncton Miracles	126-114	W		5-3	860	Ryan Anderson (24)
11/29/2013	H	Windsor Express	102-105		L	5-4	530	Tirrell Baines (23)
12/1/2013	A	Windsor Express	85-88		L	5-5	210	Jermaine Johnson (19)
12/2/2013	A	Brampton A's	114-102	W		6-5	518	Ryan Anderson (21)
12/4/2013	H	London Lightning	100-105		L	6-6	158	Jermaine Johnson (20)
12/5/2013	H	Brampton A's	129-108	W		7-6	202	Justin Tubbs (25)
12/7/2013	A	Halifax Rainmen	117-108	W		8-6	1,100	Justin Tubbs (31)
12/8/2013	A	Saint John Mill Rats	109-116		L	8-7	1,388	Ryan Anderson (34)
12/11/2013	H	Brampton A's	111-97	W		9-7	540	Ryan Anderson (28)
12/14/2013	A	Brampton A's	101-114		L	9-8	369	Jerice Crouch (25)
12/15/2013	A	Mississauga Power	108-111		L	9-9	811	Jerice Crouch (24)
12/22/2013	H	London Lightning	90-98		L	9-10	665	Jerice Crouch (17)
12/27/2013	A	Windsor Express	87-102		L	9-11	596	Ryan Anderson (31)
12/28/2013	A	Mississauga Power	100-89	W		10-11	534	Jermaine Johnson (20)
12/29/2013	H	Brampton A's	115-108	W		11-11	1,217	Ryan Anderson (28)
1/4/2014	A	Mississauga Power	106-93	W		12-11	530	Justin Tubbs (31)
1/5/2014	A	London Lightning	108-120		L	12-12	3,250	Stefan Welsh (29)
1/10/2014	A	Brampton A's	89-99		L	12-13	410	Ryan Anderson (20), Tirrell Baines (20)
1/11/2014	A	Windsor Express	86-88		L	12-14	677	Justin Tubbs (19)
1/16/2014	A	Mississauga Power	100-98	W		13-14	318	Ryan Anderson (18), Jamie Vanderbecken (18)
1/22/2014	A	London Lightning	107-89	W		14-14	2,886	Justin Tubbs (22)
1/24/2014	H	Brampton A's	105-111		L	14-15		Jermaine Johnson (26)
1/27/2014	H	London Lightning	107-104	W		15-15	1,073	Jerice Crouch (18)
1/29/2014	A	The Island Storm	83-96		L	15-16	1,196	Jerice Crouch (26)
1/31/2014	A	Moncton Miracles	105-123		L	15-17		Jerice Crouch (26)
2/5/2014	H	Saint John Mill Rats	112-95	W		16-17		Fred Sturdivant (22)

SAINT JOHN MILL RATS GAME-BY-GAME

Date	H/A	Opponent	Score	W	L	Rec	Att	Leading Scorer
11/1/2013	A	Halifax Rainmen	105-85	W		1-0	1,250	Anthony Anderson (23)
11/2/2013	A	The Island Storm	93-100		L	1-1	2,564	Anthony Anderson (16)
11/9/2013	A	Moncton Miracles	112-109	W		2-1	1,563	Anthony Anderson (28)
11/10/2013	H	The Island Storm	93-129		L	2-2	2,853	Anthony Anderson (25)
11/14/2013	A	The Island Storm	117-90	W		3-2	1,894	Doug Herring, Jr. (39)
11/15/2013	A	Moncton Miracles	90-87	W		4-2	1,775	Anthony Anderson (25)
11/17/2013	A	Halifax Rainmen	88-81	W		5-2	2,100	Anthony Anderson (23)
11/21/2013	H	Brampton A's	102-107		L	5-3	1,985	Tyrone Levett (25)
11/24/2013	H	Moncton Miracles	109-97	W		6-3	1,746	Tyrone Levett (25)
12/1/2013	H	Mississauga Power	95-98		L	6-4	1,423	Tyrone Levett (20)
12/5/2013	H	Halifax Rainmen	107-102	W		7-4	1,224	Anthony Anderson (25)
12/6/2013	A	The Island Storm	103-106		L	7-5	1,471	Chris Matthews (22)
12/8/2013	H	Ottawa SkyHawks	116-109	W		8-5	1,388	Anthony Anderson (28)
12/12/2013	A	Moncton Miracles	118-113	W		9-5	1,873	Anthony Anderson (34)
12/14/2013	H	Windsor Express	108-115		L	9-6	1,488	Jermaine Blackburn (25)
12/20/2013	H	The Island Storm	96-100		L	9-7	1,477	Anthony Anderson (21), Raheem Singleton (21)
12/26/2013	H	Moncton Miracles	126-116 (OT)	W		10-7	1,788	Jermaine Blackburn (24)
12/27/2013	A	Halifax Rainmen	91-98		L	10-8	2,010	Anthony Anderson (32)
12/29/2013	A	Halifax Rainmen	121-107	W		11-8	2,156	Anthony Anderson (33)
12/31/2013	H	Moncton Miracles	90-100		L	11-9	2,015	Anthony Anderson (22)
1/2/2014	H	The Island Storm	102-94	W		12-9	1,408	Doug Herring Jr. (19)
1/3/2014	H	Halifax Rainmen	98-88	W		13-9	1,466	Tyrone Levett (19)
1/9/2014	H	Halifax Rainmen	100-91	W		14-9	1,466	Doug Herring jr. (21)
1/16/2014	H	The Island Storm	106-104	W		15-9	1,461	Anthony Anderson (37)
1/17/2014	A	The Island Storm	127-129		L	15-10	1,304	Anthony Anderson (39)
1/19/2014	H	London Lightning	103-98	W		16-10	2,007	Anthony Anderson (27)
1/23/2014	H	Halifax Rainmen	108-98	W		17-10	1,503	Raheem Singleton (24)
1/24/2014	H	The Island Storm	111-117		L	17-11	1,907	Anthony Anderson (40)
2/2/2014	A	Moncton Miracles	119-110	W		18-11		Doug Herring Jr. (28)
2/5/2014	A	Ottawa SkyHawks	95-112		L	18-12		Doug Herring Jr (21)
2/6/2014	A	Mississauga Power	109-104	W		19-12	454	Anthony Anderson (34)
2/7/2014	A	Brampton A's	124-126 (OT)		L	19-13		Anthony Anderson (35)

WINDSOR EXPRESS GAME-BY-GAME

Date	H/A	Opponent	Score	W	L	Rec	Att	Leading Scorer
11/1/2013	H	London Lightning	115-103	W		1-0	1,260	Stefan Bonneau (31)
11/2/2013	A	Ottawa SkyHawks	113-105	W		2-0	2,600	Stefan Bonneau (30)
11/15/2013	A	London Lightning	84-108		L	2-1	2,909	Quinnel Brown (23)
11/17/2013	H	Brampton A's	93-77	W		3-1	451	Stefan Bonneau (27)
11/18/2013	A	Brampton A's	103-105		L	3-2	877	Chris Commons (33)
11/21/2013	H	The Island Storm	90-86	W		4-2	441	Chris Commons (21)
11/23/2013	H	London Lightning	93-97		L	4-3	942	DeAndre Thomas (22)
11/25/2013	A	Brampton A's	105-115		L	4-4	842	Stefan Bonneau (26)
11/29/2013	A	Ottawa SkyHawks	105-102	W		5-4	530	Stefan Bonneau (33)
12/1/2013	H	Ottawa SkyHawks	88-85	W		6-4	210	DeAndre Thomas (21), Quinnel Brown (21)
12/4/2013	A	Mississauga Power	102-85	W		7-4	139	DeAndre Thomas (27)
12/7/2013	A	London Lightning	117-111	W		8-4	3,189	Stefan Bonneau (32)
12/8/2013	H	Moncton Miracles	115-101	W		9-4	352	Stefan Bonneau (24)
12/11/2013	A	Mississauga Power	88-99		L	9-5	379	Darren Duncan (21)
12/12/2013	A	Halifax Rainmen	104-84	W		10-5	950	Quinnel Brown (21)
12/14/2013	A	Saint John Mill Rats	115-108	W		11-5	1,488	Stefan Bonneau (32)
12/16/2013	A	The Island Storm	91-103		L	11-6	1,062	Stefan Bonneau (23)
12/20/2013	H	Halifax Rainmen	98-91	W		12-6	340	Stefan Bonneau (27)
12/21/2013	H	Mississauga Power	108-101	W		13-6	314	Quinnel Brown (24)
12/28/2013	H	Ottawa SkyHawks	102-87	W		14-6	596	Chris Commons (29)
1/1/2014	A	London Lightning	82-93		L	14-7	2,979	Darren Duncan (16)
1/3/2014	H	Mississauga Power	101-91	W		15-7	356	Quinnel Brown (24)
1/5/2014	H	Mississauga Power	110-88	W		16-7	287	Chris Commons (27)
1/8/2014	A	Mississauga Power	105-87	W		17-7	226	Chris Commons (19), Dominique Buckley (19)
1/9/2014	A	Moncton Miracles	93-91	W		18-7	1,425	Quinnel Brown (21)
1/11/2014	H	Ottawa SkyHawks	88-86	W		19-7	677	Stefan Bonneau (34)
1/15/2014	H	London Lightning	86-78	W		20-7	2,800	Stefan Bonneau (21), Quinnel Brown (21)
1/18/2014	H	Brampton A's	118-106	W		21-7	696	Chris Commons (26)
2/6/2014	A	London Lightning	107-100	W		22-7	2,815	Stefan Bonneau (25)
2/7/2014	H	London Lightning	97-80	W		23-7	1,350	Stefan Bonneau (21), Quinnel Brown (21)

BRAMPTON A'S REGULAR SEASON PLAYER STATS

#	Player	GP	GS	MIN	AVG	FG	FGA	PCT	3P	3PA	.PCT	FTFTA	.PCTOR	DR	REBR/G	PF	A	TO	BLK	ST	PTS	P/G									
20	Cedric Moodie	31	24	922	29.7	171	415	.412	81	203	.399	116	133	.872	40	185	225	7.3	82	122	93	9	44	539	17.4						
24	Cavell Johnson	31	18	783	25.3	183	385	.475	6	26	.231	65	130	.500	68	120	188	6.1	79	50	71	52	26	437	14.1						
13	Evaldas Zabas	30	25	822	27.4	154	324	.475	30	96	.313	94	115	.817	20	71	91	3.0	46	95	45	0	27	432	14.4						
12	Melvin Council	31	13	823	26.5	126	279	.452	43	102	.422	73	86	.849	32	62	94	3.0	61	75	44	1	26	368	11.9						
31	Flenard Whitfield	31	12	640	20.6	121	223	.543	1	3	.333	68	103	.660	72	118	190	6.1	101	45	44	14	17	311	10.0						
15	Kevin Francis	31	19	809	26.1	105	238	.441	20	54	.370	68	85	.800	64	114	178	5.7	70	43	36	18	19	298	9.6						
34	Scottie Haralson	31	9	656	21.2	90	224	.402	68	167	.407	6	8	.750	22	64	86	2.8	52	42	35	3	10	254	8.2						
4	Jameson Tipping	19	13	488	25.7	70	163	.429	36	93	.387	28	40	.700	21	78	99	5.2	68	45	51	6	20	204	10.7						
3	Jordan Hamilton	28	7	372	13.3	55	131	.420	22	74	.297	24	29	.828	17	42	59	2.1	39	28	21	6	11	156	5.6						
32	Steven Idlet	21	7	304	14.5	45	108	.417	0	4	.000	30	49	.612	25	59	84	4.0	64	22	25	9	6	120	5.7						
2	Brent Jennings	9	4	128	14.2	27	64	.422	7	21	.333	7	10	.700	4	8	12	1.3	15	9	11	1	2	68	7.6						
21	Jesse Tipping	29	2	258	8.8	22	57	.386	12	39	.308	5	5	1.000	12	44	56	1.9	23	12	26	0	5	61	2.1						
5	Rick Bodiford	6	2	37	6.2	9	14	.643	5	9	.556	0	0	.000	1	6	7	1.2	3	4	2	1	0	23	3.8						
10	Adrian Harrison	5	0	55	11.0	6	15	.400	0	0	.000	4	8	.500	3	10	13	2.6	12	0	2	0	2	16	3.2						
1	Dipanjoyt Singh	9	0	32	3.6	4	11	.364	1	4	.250	0	0	.000	1	2	3	0.3	4	2	0	0	3	9	1.0						
1	Jasper Williams	2	0	31	15.5	2	10	.200	2	6	.333	2	2	1.000	0	3	3	1.5	5	3	2	0	1	8	4.0						
TEAM																	28			213			241						16		
Brampton A's		31		7160		1190	2661	.447	334	901	.371	591	804	.735	430	1199	1629	52.5	726	597	524	120	227	3305	106.6						
Opponents		31		61899		9478	21362	.444	2054	5918	.347	5139	7191	.715	3544	8892	12436	401.2	5812	5471	4483	927	2175	26149	843.5						

HALIFAX RAINMEN REGULAR SEASON PLAYER STATS

#	Player	GP	GS	MIN	AVG	FG	FGA	PCT	3P	3PA	.PCT	FTFTA	.PCTOR	DR	REBR/G	PF	A	TO	BLK	ST	PTS	P/G						
3	Juwan Cooley	31	28	1101	35.5	120	327	.367	43	140	.307	102	117	.872	10	94	104	3.4	118	199	94	1	90	385	12.4			
1	George Goode	29	11	657	22.7	142	311	.457	18	69	.261	46	69	.667	60	91	151	5.2	80	27	49	23	20	348	12.0			
8	Jason Williams	23	17	749	32.6	127	278	.457	17	51	.333	77	91	.846	53	84	137	6.0	68	76	61	5	21	348	15.1			
32	Raven Barber	32	19	800	25.0	135	262	.515	0	0	.000	63	100	.630	58	93	151	4.7	60	20	36	13	5	333	10.4			
42	Tim Parham	32	27	905	28.3	136	262	.519	0	0	.000	57	125	.456	108	229	337	10.5	89	20	66	36	14	329	10.3			
2	Olumuyiwa Famutimi	20	12	603	30.1	108	251	.430	19	63	.302	31	40	.775	36	86	122	6.1	47	52	46	3	30	266	13.3			
23	Chris Matthews	11	0	326	29.6	63	147	.429	24	71	.338	16	17	.941	2	20	22	2.0	23	8	16	0	10	166	15.1			
8	Stephen Sir	12	11	411	34.3	58	146	.397	31	82	.378	9	10	.900	10	35	45	3.8	23	19	27	0	6	156	13.0			
12	Cheyne Gadson	12	9	287	23.9	53	114	.465	12	26	.462	24	30	.800	5	23	28	2.3	19	41	33	1	10	142	11.8			
23	David Lawrence	14	12	383	27.3	51	112	.455	16	54	.296	11	18	.611	16	41	57	4.1	45	19	18	9	9	129	9.2			
5	Malcolm Grant	7	0	193	27.6	30	75	.400	10	20	.500	21	24	.875	5	5	10	1.4	5	29	15	0	4	91	13.0			
21	Oludamilola Sapara	20	4	360	18.0	31	89	.348	1	19	.053	16	31	.516	14	47	61	3.0	37	33	29	6	14	79	4.0			
28	Robert Nortmann	21	2	185	8.8	25	51	.490	0	0	.000	12	28	.429	21	27	48	2.3	30	2	11	4	7	62	3.0			
5	William Funn	7	1	161	23.0	18	33	.545	0	2	.000	12	18	.667	5	15	20	2.9	9	27	15	0	6	48	6.9			
15	Ivan Harris	5	1	120	24.0	16	47	.340	10	29	.345	6	9	.667	3	15	18	3.6	6	3	7	1	2	48	9.6			
5	Brock Gillespie	4	3	139	34.8	16	42	.381	6	18	.333	4	4	1.000	2	6	8	2.0	6	9	10	0	0	42	10.5			
5	Anthony Moody	7	1	99	14.1	14	28	.500	9	14	.643	2	5	.400	3	4	7	1.0	8	9	9	1	7	39	5.6			
4	Dane Johnson	5	1	80	16.0	8	21	.381	1	1	1.000	4	8	.500	7	15	22	4.4	15	7	8	5	3	21	4.2			
6	Tyler Richards	8	1	92	11.5	7	28	.250	4	18	.222	1	3	.333	1	7	8	1.0	8	8	7	0	4	19	2.4			
2	Kaylone Riley	4	0	65	16.3	4	7	.571	0	1	.000	1	7	.143	6	8	14	3.5	10	2	2	1	0	9	2.3			
7	Dwight Tolbert	2	0	8	4.0	0	1	.000	0	0	.000	1	2	.500	0	0	0	0.0	0	0	0	0	0	1	0.5			
5	Abe Toulani	2	0	8	4.0	0	2	.000	0	1	.000	0	0	.000	0	0	0	0.0	1	0	0	0	0	0	0.0			
TEAM														51			116			167						18		
Halifax Rainmen		32		7732		1162	2634	.441	221	679	.325	516	756	.683	476	1061	1537	48.0	711	611	577	110	264	3061	95.7			
Opponents		32		61327		9506	21389	.444	2167	6140	.353	5214	7239	.720	3498	9030	12528	391.5	5827	5457	4430	937	2138	26393	824.8			

THE ISLAND STORM REGULAR SEASON PLAYER STATS

#	Player	GP	GS	MIN	AVG	FG	FGA	PCT	3P	3PA	.PCT	FTFTA	.PCTOR	DR	REBR/G	PF	A	TO	BLK	ST	PTS	P/G				
5	Antonio Ballard	31	31	1097	35.4	235	458	.513	36	103	.350	187	229	.817	111	186	297	9.6	67	63	71	9	43	693	22.4	
12	Greg Plummer	21	20	595	28.3	104	243	.428	51	124	.411	38	44	.864	18	61	79	3.8	54	50	41	3	37	297	14.1	
1	Shawn Vanzant	30	8	700	23.3	92	204	.451	33	71	.465	44	61	.721	5	31	36	1.2	38	67	32	1	29	261	8.7	
3	Adrian Moss	22	5	575	26.1	93	216	.431	43	103	.417	31	44	.705	7	35	42	1.9	57	116	43	0	28	260	11.8	
10	Al Stewart	24	24	675	28.1	88	174	.506	7	21	.333	68	97	.701	33	64	97	4.0	54	149	41	1	60	251	10.5	
50	Steve Tchiengang	29	21	741	25.6	76	166	.458	4	16	.250	57	85	.671	75	114	189	6.5	95	30	63	12	28	213	7.3	
21	Nick Okorie	11	10	351	31.9	69	164	.421	25	72	.347	36	44	.818	5	20	25	2.3	27	45	19	2	10	199	18.1	
21	Amani Daanish	21	8	505	24.0	65	184	.353	20	68	.294	25	38	.658	42	54	96	4.6	36	27	37	6	22	175	8.3	
33	Dwayne Smith	32	0	453	14.2	70	172	.407	1	22	.045	33	57	.579	46	65	111	3.5	41	16	34	11	10	174	5.4	
15	Semaj Inge	20	6	406	20.3	51	123	.415	6	23	.261	62	90	.689	33	42	75	3.8	48	29	42	6	13	170	8.5	
11	Jeremy Williams	20	8	379	18.9	50	128	.391	16	43	.372	42	52	.808	32	55	87	4.3	58	25	26	13	14	158	7.9	
15	Ed Jones	11	7	241	21.9	39	95	.411	21	51	.412	11	18	.611	18	28	46	4.2	21	13	18	3	5	110	10.0	
25	Antoine Tisby	10	9	224	22.4	41	90	.456	0	1	.000	22	39	.564	17	41	58	5.8	17	6	18	4	4	104	10.4	
13	Antwi Atuahene	14	3	236	16.9	24	64	.375	7	16	.438	24	32	.750	12	20	32	2.3	26	27	24	1	5	79	5.6	
3	Derek Coleman	9	0	201	22.3	12	43	.279	8	25	.320	18	27	.667	3	23	26	2.9	15	39	11	0	7	50	5.6	
24	Ashton Graham	12	0	65	5.4	16	34	.471	2	7	.286	3	7	.429	0	3	3	0.3	2	4	3	0	2	37	3.1	
20	Doug McKinney	19	0	89	4.7	11	30	.367	5	14	.357	5	6	.833	10	10	20	1.1	14	3	3	1	1	32	1.7	
25	Bilal Dixon	1	0	20	20.0	3	5	.600	0	1	.000	4	4	1.000	2	3	5	5.0	2	0	2	3	0	10	10.0	
50	Nick Evans	3	0	36	12.0	4	11	.364	0	0	.000	2	2	1.000	3	3	6	2.0	9	1	2	0	0	10	3.3	
25	Bilal Dixon	3	0	44	14.7	4	14	.286	0	0	.000	1	4	.250	8	9	17	5.7	8	0	6	3	0	9	3.0	
25	Phil Jones	4	0	31	7.8	1	4	.250	0	0	.000	0	2	.000	4	6	10	2.5	5	1	3	3	0	2	0.5	
TEAM															37	133	170						22			
The Island Storm		32		7664		1148	2622	.438	285	781	.365	713	982	.726	521	1006	1527	47.7	695	711	561	82	319	3294	102.9	
Opponents		32		61395		9520	21401	.445	2103	6038	.348	5017	7013	.715	3453	9085	12538	391.8	5843	5357	4446	965	2083	26160	817.5	

LONDON LIGHTNING REGULAR SEASON PLAYER STATS

#	Player	GP	GS	MIN	AVG	FG	FGA	PCT	3P	3PA	.PCT	FTFTA	.PCTOR	DR	REBR/G	PF	A	TO	BLK	ST	PTS	P/G				
15	Garrett Williamson	33	32	1213	36.7	211	409	.516	18	48	.375	202	258	.783	50	85	135	4.1	72	127	93	20	44	642	19.5	
45	Marvin Phillips	30	29	953	31.8	174	386	.451	42	139	.302	79	101	.782	100	201	301	10.0	83	55	56	28	37	469	15.6	
4	Elvin Mims	33	18	871	26.4	139	338	.411	7	44	.159	52	76	.684	64	160	224	6.8	90	54	39	32	40	337	10.2	
5	Tony Bennett	20	20	718	35.9	117	277	.422	37	107	.346	38	57	.667	12	51	63	3.1	73	117	53	4	35	309	15.4	
23	Tim Ellis	32	29	1061	33.2	125	248	.504	2	16	.125	35	49	.714	90	127	217	6.8	75	86	45	13	45	287	9.0	
1	Maurice Bolden	26	13	343	13.2	66	159	.415	12	38	.316	40	55	.727	29	66	95	3.7	46	29	27	12	14	184	7.1	
22	Jaytornah Wisseh	15	1	376	25.1	60	134	.448	20	45	.444	44	55	.800	11	36	47	3.1	26	85	43	0	13	184	12.3	
8	Jason Forte	15	1	380	25.3	68	148	.459	8	33	.242	31	53	.585	31	67	98	6.5	42	26	28	4	8	175	11.7	
33	Greg Surmacz	23	4	400	17.4	61	143	.427	21	54	.389	17	27	.630	19	56	75	3.3	43	27	7	10	9	160	7.0	
13	Stephen McDowell	12	1	259	21.6	54	124	.435	24	56	.429	16	21	.762	6	15	21	1.8	16	29	18	2	15	148	12.3	
3	Darin Mency	19	1	265	13.9	40	99	.404	24	67	.358	21	30	.700	9	21	30	1.6	27	13	19	3	4	125	6.6	
25	Gabe Freeman	6	3	114	19.0	25	64	.391	2	8	.250	28	32	.875	13	23	36	6.0	22	7	9	5	8	80	13.3	
10	Antwi Atuahene	12	2	172	14.3	21	53	.396	5	9	.556	23	30	.767	6	14	20	1.7	21	30	21	0	10	70	5.8	
11	James Millen	24	2	230	9.6	21	71	.296	3	9	.333	11	16	.688	6	16	22	0.9	18	16	13	3	6	56	2.3	
30	Eric Frederick	7	1	87	12.4	18	41	.439	3	17	.176	7	9	.778	4	12	16	2.3	7	10	11	0	5	46	6.6	
12	Curtis Withers	4	0	56	14.1	11	24	.458	0	0	.000	13	16	.813	3	7	10	2.5	11	2	7	0	1	35	8.8	
44	Jermaine Johnson	2	2	58	29.0	10	18	.556	0	1	.000	15	19	.789	9	6	15	7.5	7	3	7	2	1	35	17.5	
3	Raheem Singleton	10	10	128	12.8	10	26	.385	3	8	.375	8	14	.571	4	11	15	1.5	13	15	12	2	5	31	3.1	
10	Dwight McCombs	2	0	39	19.5	6	13	.462	0	0	.000	5	7	.714	4	7	11	5.5	6	1	5	4	0	17	8.5	
5	Maurice Carter	3	0	30	10.0	3	11	.273	0	1	.000	2	2	1.000	0	3	3	1.0	4	2	2	0	1	8	2.7	
34	Al'Lonzo Coleman	2	0	17	8.5	2	5	.400	0	0	.000	1	2	.500	1	1	2	1.0	1	0	1	0	0	5	2.5	
20	Harouna Mutombo	6	0	24	4.0	0	2	.000	0	1	.000	0	0	.000	0	0	0	0.0	5	1	1	0	1	0	0.0	
22	Zane Johnson	2	0	14	7.0	0	2	.000	0	2	.000	0	2	.000	0	2	2	1.0	2	0	1	0	0	0	0.0	
TEAM															5	95	100						13			
London Lightning		33		7808		1242	2798	.444	231	704	.328	690	933	.740	476	1082	1558	47.2	711	735	531	145	305	3405	103.2	
Opponents		33		61251		9426	21225	.444	2157	6115	.353	5040	7062	.714	3498	9009	12507	379.0	5827	5333	4476	902	2097	26049	789.4	

MISSISSAUGA POWER REGULAR SEASON PLAYER STATS

#	Player	GP	GS	MIN	AVG	FG	FGA	PCT	3P	3PA	.PCT	FTFTA	.PCTOR	DR	REBR/G	PF	A	TO	BLK	ST	PTS	P/G																
2	Morgan Lewis	32	27	1029	32.2	178	403	.442	48	142	.338	70	94	.745	22	198	220	6.9	104	115	65	6	35	474	14.8													
10	Dwight McCombs	33	31	1055	32.0	157	328	.479	1	5	.200	126	197	.640	82	184	266	8.1	86	32	82	39	10	441	13.4													
23	Nick Okorie	25	24	836	33.4	159	360	.442	52	141	.369	60	77	.779	14	61	75	3.0	70	87	76	8	27	430	17.2													
4	Kirk Williams Jr	32	7	791	24.7	157	336	.467	22	70	.314	59	111	.532	56	77	133	4.2	118	40	67	5	37	395	12.3													
11	Alex Johnson	34	22	1011	29.7	111	320	.347	43	134	.321	72	100	.720	23	85	108	3.2	58	208	73	0	39	337	9.9													
24	William "Bo" Harris	25	22	688	27.5	83	200	.415	15	66	.227	52	78	.667	31	113	144	5.8	76	96	57	14	28	233	9.3													
15	Thijin Moses	28	5	394	14.1	63	144	.438	44	99	.444	24	31	.774	6	30	36	1.3	19	22	14	10	8	194	6.9													
3	Tyler Murray	26	5	627	24.1	62	157	.395	32	87	.368	14	16	.875	12	67	79	3.0	32	99	33	3	24	170	6.5													
22	Mark Gomillia	19	1	314	16.5	54	100	.540	7	14	.500	19	24	.792	21	9	30	1.6	39	21	23	3	10	134	7.1													
42	Shamus Ferguson	33	12	489	14.8	55	88	.625	0	0	.000	8	21	.381	49	63	112	3.4	89	10	23	28	11	118	3.6													
23	Greg Plummer	5	4	184	36.8	36	81	.444	9	28	.321	16	20	.800	4	22	26	5.2	15	19	13	2	11	97	19.4													
5	Eric Petty Jr	13	1	180	13.8	32	57	.561	0	5	.000	14	25	.560	20	31	51	3.9	17	11	14	2	6	78	6.0													
16	Lavione West	26	1	240	9.2	27	67	.403	2	7	.286	18	27	.667	10	13	23	0.9	24	11	17	3	5	74	2.8													
45	Charles Okwandu	14	4	99	7.1	20	45	.444	0	0	.000	1	4	.250	7	12	19	1.4	27	3	13	3	2	41	2.9													
3	Ashton Smith	8	2	95	11.9	9	21	.429	0	5	.000	4	6	.667	0	7	7	0.9	9	11	11	0	4	22	2.8													
21	Daryl McCoy	3	2	61	20.3	9	20	.450	0	0	.000	3	5	.600	7	5	12	4.0	5	7	6	0	1	21	7.0													
9	George Williams	1	0	22	22.0	5	13	.385	3	6	.500	4	4	1.000	1	4	5	5.0	5	0	2	0	0	17	17.0													
21	Dusan Virjjevic	4	0	22	5.5	4	8	.500	1	2	.500	0	0	.000	1	9	10	2.5	9	2	4	2	0	9	2.3													
23	David Seagers	1	0	7	7.0	0	4	.000	0	0	.000	0	0	.000	1	0	1	1.0	0	3	0	0	0	0	0.0													
TEAM																	12		201		213																	
Mississauga Power		34		8144		1222	2754	.444	279	812	.344	565	842	.671	3791	1191	1570	46.2	806	797	613	128	260	3288	96.7													
Opponents		34		60915		9446	21269	.444	2109	6007	.351	5165	7153	.722	3595	8900	12495	367.5	5732	5271	4394	919	214	26166	769.6													

MONCTON MIRACLES REGULAR SEASON PLAYER STATS

#	Player	GP	GS	MIN	AVG	FG	FGA	PCT	3P	3PA	.PCT	FTFTA	.PCTOR	DR	REBR/G	PF	A	TO	BLK	ST	PTS	P/G																
23	Johnny Mayhane	33	29	1241	37.6	224	598	.375	114	307	.371	163	192	.849	23	99	122	3.7	81	64	95	3	51	725	22.0													
22	Trayvon Lathan	30	21	954	31.8	195	409	.477	1	21	.048	84	136	.618	78	137	215	7.2	87	129	118	21	46	475	15.8													
24	Stanley Robinson	28	23	892	31.9	173	368	.470	5	37	.135	69	116	.595	76	151	227	8.1	42	37	63	23	29	420	15.0													
5	Jermaine Dailey	33	22	998	30.2	128	250	.512	1	4	.250	58	72	.806	70	126	196	5.9	65	37	43	16	20	315	9.5													
55	Oliver McNally	26	14	778	29.9	81	188	.431	25	74	.338	101	115	.878	13	87	100	3.8	68	141	54	1	38	288	11.1													
7	Sylvania Watkins	25	20	606	24.2	86	196	.439	5	15	.333	40	92	.435	40	82	122	4.9	100	52	59	16	25	217	8.7													
14	Alex DesRoches	33	5	675	20.5	80	178	.449	17	52	.327	32	47	.681	41	72	113	3.4	37	43	50	3	25	209	6.3													
34	Travis George	22	9	510	23.2	71	175	.406	1	1	1.000	59	119	.496	62	107	169	7.7	81	17	40	26	10	202	9.2													
30	Cordell Jeanty	21	0	307	14.6	44	90	.489	0	0	.000	33	43	.767	27	38	65	3.1	31	21	18	5	6	121	5.8													
44	Brandon Webster	18	11	314	17.5	41	93	.441	0	0	.000	23	35	.657	43	44	87	4.8	29	6	35	12	3	105	5.8													
3	Cornelius Vines	8	3	166	20.8	23	76	.303	5	33	.152	19	33	.576	7	13	20	2.5	24	26	17	1	6	70	8.8													
30	Jamil Terrell	16	6	305	19.1	25	77	.325	0	0	.000	19	31	.613	15	42	57	3.6	54	17	24	8	3	69	4.3													
34	Dominique Buckley	3	2	68	22.7	12	35	.343	8	18	.444	7	8	.875	2	8	10	3.3	7	8	9	1	2	39	13.0													
10	Anto Raic	9	0	92	10.2	11	29	.379	6	16	.375	1	2	.500	9	13	22	2.4	13	7	8	1	0	29	3.2													
50	Alex Jacobson	3	0	44	14.7	4	12	.333	0	0	.000	0	1	.000	5	11	16	5.3	7	4	4	1	1	8	2.7													
TEAM																	51		147		198																	
Moncton Miracles		33		7951		1198	2777	.431	188	578	.325	708	1042	.679	562	1177	1739	52.7	734	609	664	138	266	3292	99.8													
Opponents		33		61109		9470	21246	.446	2200	6241	.353	5022	6953	.722	3412	8914	12326	373.5	5804	5459	4343	909	213	26162	792.8													

OTTAWA SKYHAWKS REGULAR SEASON PLAYER STATS

#	Player	GP	GS	MIN	AVG	FG	FGA	PCT	3P	3PA	.PCT	FTFTA	.PCTOR	DR	REBR/G	PF	A	TO	BLK	ST	PTS	P/G																
44	Ryan Anderson	32	31	1124	35.1	175	458	.382	95	246	.386	146	173	.844	33	225	258	8.1	124	125	77	6	58	591	18.5													
15	Justin Tubbs	31	25	977	31.5	190	373	.509	71	174	.408	69	111	.622	50	103	153	4.9	109	50	81	5	30	520	16.8													
5	Jermaine Johnson	32	29	931	29.1	170	292	.582	0	1	.000	98	146	.671	106	140	246	7.7	104	39	70	17	25	438	13.7													
3	Jerice Crouch	33	32	1112	33.7	144	417	.345	48	171	.281	86	109	.789	13	72	85	2.6	64	202	84	1	26	422	12.8													
7	Tirrell Baines	32	30	847	26.5	155	348	.445	13	49	.265	76	127	.598	89	115	204	6.4	61	23	56	19	20	399	12.5													
20	Mike Rose	33	3	741	22.4	106	274	.387	48	135	.356	25	31	.806	21	74	95	2.9	30	49	48	5	23	285	8.6													
4	Fred Sturdivant	31	2	566	18.3	97	176	.551	0	8	.000	26	47	.553	58	113	171	5.5	50	18	38	40	21	220	7.1													
14	Stefan Welsh	15	1	334	22.3	74	163	.454	2	6	.333	30	41	.732	12	29	41	2.7	28	53	25	3	20	180	12.0													
12	Jamie Vanderbeken	27	7	363	13.4	45	98	.459	31	65	.477	2	4	.500	10	62	72	2.7	62	20	15	16	3	123	4.6													
32	Eric Kibi	22	7	367	16.7	51	102	.500	0	1	.000	15	40	.375	42	71	113	5.1	46	9	20	5	11	117	5.3													
14	Jamal Crook	8	1	147	18.4	22	68	.324	6	24	.250	17	30	.567	4	10	14	1.8	15	22	18	2	8	67	8.4													
22	Bol Kong	19	1	165	8.7	16	42	.381	5	17	.294	4	6	.667	11	12	23	1.2	14	9	9	0	8	41	2.2													
25	Jason Hannibal	3	0	27	9.0	3	4	.750	0	0	.000	1	4	.250	1	5	6	2.0	7	1	5	0	1	7	2.3													
25	Manock Lual	1	0	5	5.0	0	3	.000	0	0	.000	1	2	.500	1	0	1	1.0	1	0	2	0	0	1	1.0													
22	Demetrius Jemison	4	0	17	4.3	0	1	.000	0	0	.000	0	0	.000	0	1	1	0.3	3	0	2	0	0	0	0.0													
TEAM																	17		187		204																	
Ottawa SkyHawks		33		7723		1248	2821	.442	319	897	.356	596	871	.684	468	1219	1687	51.1	721	620	576	119	258	3411	103.4													
Opponents		33		61336		9420	21202	.444	2069	5922	.349	5134	7124	.721	3506	8872	12378	375.1	5817	5448	4431	928	214	246043	789.2													



SAINT JOHN MILL RATS REGULAR SEASON PLAYER STATS

#	Player	GP	GS	MIN	AVG	FG	FGA	PCT	3P	3PA	.PCT	FTFTA	.PCTOR	DR	REBR/G	PF	A	TO	BLK	ST	PTS	P/G				
12	Anthony Anderson	32	32	1369	42.8	266	572	.465	97	260	.373	150	192	.781	35	126	161	5.0	66	188	75	7	46	779	24.3	
34	Tyrone Levett	32	32	1095	34.2	168	369	.455	68	166	.410	117	133	.880	41	165	206	6.4	113	67	43	20	32	521	16.3	
21	Doug Herring Jr	32	28	1112	34.8	169	401	.421	46	110	.418	111	149	.745	31	138	169	5.3	74	142	63	5	61	495	15.5	
24	Jermaine Blackburn	30	29	964	32.1	155	306	.507	17	56	.304	102	116	.879	28	104	132	4.4	89	86	70	14	32	429	14.3	
22	Chris Matthews	20	1	439	21.9	90	194	.464	41	98	.418	26	31	.839	7	39	46	2.3	24	32	23	0	6	247	12.4	
41	Casey Love	25	18	593	23.7	105	226	.465	1	3	.333	36	50	.720	35	73	108	4.3	96	23	49	12	8	247	9.9	
11	Raheem Singleton	19	5	534	28.1	60	137	.438	12	39	.308	93	114	.816	21	32	53	2.8	45	70	34	1	13	225	11.8	
11	Will Blalock	10	9	363	36.3	38	74	.514	16	29	.552	16	25	.640	1	45	46	4.6	24	57	15	3	13	108	10.8	
20	Eric Crookshank	15	0	303	20.2	48	70	.686	0	0	.000	3	15	.200	34	42	76	5.1	43	8	9	10	11	99	6.6	
10	Ashton Smith	21	1	219	10.4	27	81	.333	10	29	.345	10	18	.556	2	34	36	1.7	26	34	19	0	12	74	3.5	
42	Modibo Diarra	20	3	254	12.7	20	46	.435	0	0	.000	5	7	.714	19	34	53	2.6	53	8	12	5	3	45	2.3	
33	Alex Jackson	10	1	106	10.6	10	22	.455	1	3	.333	17	23	.739	12	13	25	2.5	19	2	6	0	2	38	3.8	
35	Damian Gay	16	0	110	6.9	7	23	.304	0	2	.000	5	7	.714	5	14	19	1.2	31	4	9	0	2	19	1.2	
23	Robert Curtis	2	0	39	19.5	8	12	.667	0	0	.000	2	9	.222	6	4	10	5.0	8	0	6	0	0	18	9.0	
10	Dane Smith	9	0	37	4.1	4	11	.364	0	1	.000	4	10	.400	5	4	9	1.0	5	1	3	0	1	12	1.3	
00	Jonas Pierre	8	0	66	8.3	4	6	.667	0	0	.000	0	0	.000	6	8	14	1.8	14	5	3	4	8	8	1.0	
33	Damian Eargle	1	0	11	11.0	3	8	.375	0	0	.000	2	2	1.000	4	3	7	7.0	2	1	1	1	0	8	8.0	
33	Eric Petty Jr	3	0	22	7.3	2	5	.400	0	0	.000	1	2	.500	2	1	3	1.0	6	0	3	1	1	5	1.7	
00	Mike Luby	4	1	30	7.5	2	6	.333	0	0	.000	0	0	.000	1	1	2	0.5	4	0	2	0	0	4	1.0	
23	Mike Anderson	5	0	20	4.0	0	6	.000	0	3	.000	0	0	.000	0	0	0	0.0	3	3	0	0	0	0	0.0	
TEAM															20	259	279				21					
Saint John Mill Rats		32		7686		1187	2578	.460	309	800	.386	700	903	.775	315	1139	1454	45.4	748	731	466	84	253	3383	105.7	
Opponents		32		61374		9481	21445	.442	2079	6019	.345	5030	7092	.709	3659	8521	2611	394.1	5790	5337	4541	963	2149	26071	814.7	

WINDSOR EXPRESS REGULAR SEASON PLAYER STATS

#	Player	GP	GS	MIN	AVG	FG	FGA	PCT	3P	3PA	.PCT	FTFTA	.PCTOR	DR	REBR/G	PF	A	TO	BLK	ST	PTS	P/G				
5	Stefan Bonneau	29	25	1081	37.3	212	432	.491	71	163	.436	171	191	.895	56	80	136	4.7	50	134	64	4	41	666	23.0	
24	Chris Commons	28	27	1047	37.4	207	456	.454	32	117	.274	70	101	.693	41	147	188	6.7	92	77	36	26	516	18.4		
15	Quinnel Brown	28	27	1077	38.5	182	397	.458	35	113	.310	58	85	.682	33	170	203	7.3	73	63	78	18	35	457	16.3	
12	Darren Duncan	27	22	991	36.7	107	242	.442	33	89	.371	146	170	.859	14	107	121	4.5	70	235	79	5	54	393	14.6	
2	DeAndre Thomas	28	23	685	24.5	123	258	.477	1	1	1.000	83	128	.648	61	126	187	6.7	98	30	62	19	28	330	11.8	
10	Kevin Loiselle	29	10	787	27.1	84	171	.491	1	13	.077	52	95	.547	62	142	204	7.0	124	35	51	19	32	221	7.6	
11	Papa Oppong	30	10	645	21.5	70	191	.366	29	105	.276	28	33	.848	18	68	86	2.9	46	33	34	4	24	197	6.6	
33	Erik Parker	28	6	358	12.8	32	77	.416	2	8	.250	18	23	.783	33	37	70	2.5	63	9	10	7	1	84	3.0	
14	Dominique Buckley	10	0	135	13.5	21	55	.382	16	37	.432	7	8	.875	3	9	12	1.2	11	15	16	0	2	65	6.5	
23	DeAndre Hall	19	0	183	9.6	17	48	.354	0	7	.000	10	16	.625	6	17	23	1.2	27	14	5	1	4	44	2.3	
44	Nick Evans	10	0	78	7.8	9	23	.391	0	1	.000	1	4	.250	5	14	19	1.9	18	1	10	4	1	19	1.9	
22	Paul Williams	10	0	60	6.0	5	19	.263	2	11	.182	6	6	1.000	3	9	12	1.2	4	5	4	0	1	18	1.8	
44	George Goode	2	0	29	14.5	1	3	.333	0	0	.000	1	2	.500	2	9	11	5.5	6	0	2	4	0	3	1.5	
4	Jason Dawson	2	0	9	4.5	1	2	.500	0	0	.000	0	0	.000	0	0	0	0.0	0	5	0	0	0	2	1.0	
14	Tommy Freeman	3	0	15	5.0	0	1	.000	0	0	.000	0	0	.000	0	0	0	0.0	2	0	0	0	1	0	0.0	
32	R.J. Wells	10	1	13	1.3	0	3	.000	0	2	.000	0	0	.000	2	1	3	0.3	2	1	2	0	0	0	0.0	
40	Terance Licorish	1	0	0	0.0	0	0	.000	0	0	.000	0	0	.000	0	0	0	0.0	0	0	0	0	0	0	0.0	
TEAM															8	81	89				6					
Windsor Express		30		7192		1071	2378	.450	222	667	.333	651	862	.755	347	1017	1364	45.5	686	657	495	121	250	3015	100.5	
Opponents		30		61867		9597	21645	.443	2166	6152	.352	5079	7133	.712	3627	9074	12701	423.4	5852	5411	4512	926	2152	26439	881.3	

NATIONAL BASKETBALL LEAGUE OF CANADA LEAGUE OFFICE CONTACT INFORMATION

 <p>National Basketball League of Canada</p>	<p>Executive Offices 120 Eglinton Avenue East, 8th Floor Toronto, Ont. M4P 1E2 PHONE: (416)-322-5188 FAX: (416)-322-6371 info@nblcanada.ca Connect with us: www.nblcanada.ca www.twitter.com/nblcanda www.facebook.com/nblcanada</p>	 <p>Ligue nationale de basketball du Canada</p>
--	--	---