



# THE NATIONAL BASKETBALL LEAGUE OF CANADA WEEKLY REPORT

Volume 3, Issue 16

February 16, 2014

## GAMES PLAYED

### Mon. Feb. 10

Saint John 106, Moncton 102  
Brampton 107, London 106

### Tue. Feb. 11

Windsor 113, Ottawa 103  
The Island 117, Halifax 111

### Wed. Feb. 12

Ottawa 100, Mississauga 89

### Thu. Feb. 13

Ottawa 112, London 102

### Fri. Feb. 14

Windsor 119, Mississauga 114

### Sat. Feb. 15

Halifax 115, Saint John 104  
The Island 118, Moncton 91  
Ottawa 104, London 99  
Windsor 126, Brampton 121 (2 OT)

### Sun. Feb. 16

The Island at Halifax ppd, snow  
Ottawa 106, Mississauga 102  
Brampton at Windsor 2:00

## ATLANTIC DIVISION

Team	W	L	.PCT	GB
Saint John	20	14	.588	--
The Island	20	14	.588	--
Moncton	12	23	.343	8.5
Halifax	8	26	.235	12

## CENTRAL DIVISION

Team	W	L	.PCT	GB
Windsor	26	8	.765	--
Brampton	23	11	.676	3
London	20	16	.556	7
Ottawa	20	18	.526	8
Mississauga	9	28	.243	18.5

## UPCOMING GAMES (all times local)

### Mon. Feb. 17

Brampton at London 2:00 PM EST  
Saint John at The Island 2:00 PM AST  
Halifax at Moncton 7:00 PM AST

### Thu. Feb. 20

Saint John at London 7:00 PM EST  
Windsor at Mississauga 7:00 PM EST

### Fri. Feb. 21

Saint John at Windsor 7:00 PM EST

### Sat. Feb. 22

Brampton at Windsor 7:00 PM EST  
The Island at London 7:00 PM EST  
Moncton at Halifax 7:00 PM AST




### Sun. Feb. 23

Halifax at Saint John 4:00 PM AST

All content Copyright © 2014 · National Basketball League of Canada. All Rights Reserved.  
"The National Basketball League of Canada Weekly Report" is edited by Chuck Miller.



## NBL TEAM REPORTS

<p><b>Brampton A's</b>            7575 Kennedy Road            S. Brampton ON            L6W 4T2            Phone: (519) 943-0781            Fax: (519) 940-3730            Head Coach: David Magley            Home Arena: Powerade Centre  <a href="http://bramptonas.ca">bramptonas.ca</a></p> 	<p>In a rare Monday night contest at the Powerade Centre, the Brampton A's rode 22 points from Cedric Moodie and a 16-point, 11-rebound double-double from Flenard Whitfield into a 107-106 triumph over the London Lightning. Jordan Hamilton came off the bench to score 18 points, while 15 points apiece came from Cavell Johnson and Evaldas Zabas.</p> <p>After playing an overtime game a week ago, Brampton hosted Windsor on Saturday night and went to a double-overtime battle, before fading 126-121 in double-overtime. Cavell Johnson led the A's with 19 points, while Scottie Haralson and Evaldas Zabas snagged 18 and 17 points, respectively. Donald Johnson, newly signed by the A's, put together a double-double of 15 points and 12 boards.</p> <p>The A's may have come up short on the double-overtime game, but on the strength of 19 points off the bench from Kevin Francis, the A's took a 101-96 victory and ended Windsor's 11-game winning streak. Scottie Haralson finished with 18 points, while Flenard Whitfield scored 13 points and pulled down eight rebounds for the A's.</p>
<p><b>Halifax Rainmen</b>            1888 Brunswick Street, Suite 611            Halifax, Nova Scotia B3J 3J8            Phone: (902) 444-RAIN, (902) 444-7246            Fax: 1-866-424-4267            Head Coach: Craig Hodges            Home arena: Halifax MetroCentre  <a href="http://rainmenbasketball.ca">rainmenbasketball.ca</a></p> 	<p>The Halifax Rainmen are attempting to finish their season on a high note, but a Tuesday night 117-111 loss to the Island Storm did not help their chances. In the loss, Olumuyiwa Famutimi led the Rainmen in scoring with 23 points and 16 rebounds; Jajuan Cooley added 21 points, while Chris Matthews contributed 18 points. New signee Clifford Clinkscales dished out nine assists.</p> <p>The Rainmen rebounded with a Saturday night home victory over the Saint John Mill Rats, 115-104, with a 20-point, 12-assist double-double night for Jajuan Cooley. Eight of the ten Rainmen in uniform that night scored in double figures, including Olumuyiwa Famutimi (16) and Jason Williams (17). Tim Parham led Halifax in rebounds with 10; he also had 13 points.</p> <p>The Halifax Sunday afternoon home game against The Island Storm was postponed due to snow; and has been rescheduled for February 26, 2014.</p>
<p><b>The Island Storm</b>            46 Kensington Rd.            Charlottetown, PEI            C1A 5H7            Phone: (902) 629-6600            Fax: (902) 629-6650            Head Coach: Joseph Salerno            Home Venue: EastLink Arena  <a href="http://stormbasketball.ca">stormbasketball.ca</a></p> 	<p>With a tremendous 25-points, 20-rebound night from Antonio Ballard, the Island Storm continued chasing for the Atlantic division title with a 117-111 Tuesday night home win over the Halifax Rainmen. Nick Okorie also completed a 25-point night; he also had nine assists. In his return to the Island Storm, Nick Evans had two blocked shots in the victory.</p> <p>The Storm continued their winning ways, and in a very physical and intense Saturday night home contest against the Moncton Miracles, Antonio Ballard's 26 points helped the Charlottetown crew finish with a 118-91 triumph. The win moved the Storm into a deadlock with Saint John atop the Atlantic Division title.</p> <p>The Island Storm road game against Halifax on Sunday night was postponed due to snow; and has been rescheduled for February 26, 2014.</p>

## London Lightning

358 Horton Street E.  
London, Ontario N6B  
1L7

Phone: (519) 433-  
0634

Fax: (519) 433-9849

Head Coach: Micheal Ray Richadson

Home arena: Budweiser Gardens

[lightningbasketball.ca](http://lightningbasketball.ca)



Even with 22 points from Jermaine Johnson and a 19-point, 10-rebound game from Elvin Mims, London lost a Monday night heartbreaker to the Brampton A's, 107-106. The entire starting lineup for London scored in double figures – besides Johnson and Mims, Tony Bennett (15), Garrett Williamson (14) and Darin Mency (10) achieved this feat.

Next up for London was a Thursday night matchup against the Ottawa SkyHawks, with both teams fighting for a possible 3<sup>rd</sup> seed in the Central Division. But even with 29 points from Tony Bennett, and 24 points off the bench from Stephen McDowell, London lost to Ottawa on Thursday night, 112, 102. Elvin Mims had a double-double of 18 points and 13 rebounds.

On Saturday, London traveled to the Canadian Tire Centre for a rematch with the SkyHawks. Garrett Williamson's 17 points was not enough to turn the Lightning's season around, and London lost their franchise-record sixth straight loss, 104-99. Four players – Maurice Bolden, Elvin Mims, Jermaine Johnson and Greg Surmacz – finished the game with 14 points apiece; Bolden also had 13 rebounds.

## Mississauga Power

5500 Rose Cherry  
Place  
Mississauga, ON  
L4Z 4B6

Office: 647-559-6012

Head Coach: David "D.J." Joseph

Home Arena: Hershey Centre

[powerbasketball.ca](http://powerbasketball.ca)



Although the Mississauga Power have secured the #5 seed in the NBL's Central Division and with it, an opening round play-in game, the Power are looking for that "puncher's chance" to knock someone out of the playoffs and advance. They tried to do that on Wednesday night against a weakened Ottawa SkyHawks team; but even with a 27-point, 12-rebound night from Morgan Lewis, the Power were dimmed 100-89. Kirk Williams Jr. (16) and Mark Gomillia (10) were the only other Power players to score in double figures.

Morgan Lewis continued his team-leading scoring for the Power, but his 28 points – including going 10-for-24 from the floor and 3-for-10 from beyond three-point range – were not enough to carry the Power to victory, as they lost a Valentine's Day heartbreaker to the Windsor Express, 119-114. Jushay Rockett almost had a double-double of 21 points and 9 rebounds.

The Power started the week with a loss against the SkyHawks; and they finished the week with a loss to the SkyHawks, 106-102. Once again, Morgan Lewis had the hot hand, with 24 points and 10 rebounds. Kirk Williams Jr. and Jushay Rockett added 17 points apiece for the Power.

## Moncton Miracles

740 Rue Main  
Street

Moncton, New Brunswick E1C 1E6

Team phone: (506) 204-7730

Team fax: (506) 204-7840

Head Coach: Dennis Truax

Home arena: Moncton Coliseum

[miraclesbasketball.ca](http://miraclesbasketball.ca)



Trayvon Lathan's triple-double of 22 points, 14 rebounds and 11 assists – his second triple-double of the season – was not enough to get Moncton past the Saint John Mill Rats, as the Miracles lost on the road Monday night, 106-102. Lathan also had two blocked shots and two steals in the contest. Travis George and Johnny Mayhane achieved 15 points apiece in the loss, while Cordell Jeanty came off the bench to score 14.

On Saturday, however, the Miracles were completely pummeled by the Island Storm, losing 118-91 in a very chippy contest. Trayvon Lathan finished with a double-double of 21 points and 10 rebounds, while Johnny Mayhane and Cordell Jeanty added 18 and 14 points, respectively.

## Ottawa SkyHawks



2451 St. Joseph Blvd, Suite 219  
Ottawa, ON K1C 1E9  
Phone: (613) 424-8733  
Head coach: Jaren Jackson  
Home arena: Canadian Tire Centre  
[ottawaskyhawks.com](http://ottawaskyhawks.com)

A School Day Tuesday morning game, with over 2,000 fans in attendance, saw the Ottawa SkyHawks put together a hard-fought game against the Windsor Express, with the Capital City crew losing 113-103. Justin Tubbs was the top scorer for the SkyHawks; including hitting a reverse two-handed jam. Tirrell Baines (19) and Jerice Crouch (17) scored in double figures for Ottawa; Baines and Ryan Anderson added 8 rebounds apiece.

The SkyHawks rebounded from the loss with a Wednesday evening 100-89 home win against the Mississauga Power. The starting five for Ottawa all scored in double figures, led by 28 points from Jerice Crouch, 18 points from Fred Sturdivant, and a 15-point, 14-rebound, 8-assist night from Ryan Anderson.

The SkyHawks continued their momentum with a crucial 112-102 road victory on Thursday night against the London Lightning. Seven different SkyHawks scored in double figures in the win, with Justin Tubbs and Mike Rose both garnering a team-high 18 points. Ryan Anderson finished with 15 rebounds and 14 points for a double-double.

In the London-Ottawa rematch, held at the Canadian Tire Centre, the SkyHawks rode 30 team high bench points from Mike Rose to a 104-99 victory over their provincial rivals. Justin Tubbs garnered 23 points, while Fred Sturdivant had a double-double of 10 boards and 10 points. The win gives Ottawa the tiebreaker over London, should both teams finish the season with identical win-loss records.

For the fifth and final game of the week, the SkyHawks took a back-and-forth battle against the Mississauga Power into the Capital City crew's fourth consecutive win, 106-102. The victory was spurred by 24 points from Mike Rose, 18 points from Ryan Anderson, and a 16-point effort from both Justin Tubbs and Jerice Crouch. Fred Sturdivant led the SkyHawks with 10 rebounds.

## Saint John Mill Rats



133 Prince William Street, Suite 9  
Saint John, NB E2L 2B5  
Office: (506) 214-4454  
Fax: (506) 652-1562  
Head Coach: Rob Spon  
Home Venue: Harbour Station  
[millratsbasketball.ca](http://millratsbasketball.ca)

The Saint John Mill Rats are still securing the 2013-14 Atlantic Division title, and on Monday night the Port City crew beat the Moncton Miracles at home 106-102 in front of over 1,600 fans at Harbour Station. Anthony Anderson (23), Tyrone Levett (21) and Doug Herring Jr (20) scored big for the Mill Rats, while Eric Crookshank returned to his "Air Canada" rebound-grabbing ways with 13 boards and two blocked shots.

But on Saturday night, the Mill Rats were tripped up by the Halifax Rainmen, 115-104, even with 28 points from Anthony Anderson and 21 markers from Doug Herring Jr. Eric Crookshank continued to chase the rebound title, as "Air Canada" pulled down a team-high eleven rebounds.

## Windsor Express

720 Ouellette Ave, Box  
24  
Windsor, Ontario N9A  
1C2  
Phone: (519) 800-3665  
Head Coach: Bill Jones  
Home Venue: WFCU Centre  
[www.expressbasketball.ca](http://www.expressbasketball.ca)



The Windsor Express woke up bright and early for their Tuesday morning game against the Ottawa SkyHawks, and thanks to 20 points from Stefan Bonneau and 18 bench points from Quinnel Brown, the Express won their 10<sup>th</sup> game in a row, 113-103.

On Friday night, Windsor took their team-record 11<sup>th</sup> win in a row, a 119-114 domination of the Mississauga Power. Stefan Bonneau was the top scorer for Windsor with 24 points, while Quinnel Brown (20) also finished with a solid output. Darren Duncan had a double-double of 21 points and 10 assists. Kevin Loiseau finished with eight rebounds and three blocked shots.

Last year, the Windsor Express played in the longest-ever NBL Canada game, a triple-overtime affair against the Montreal Jazz. On Saturday evening, the Express battled the Brampton A's into a double-overtime 126-121 victory, with Chris Commons scoring 30 of Windsor's 126 points. DeAndre Thomas (19 pts, 10 rebs) and Stefan Bonneau (22 pts, 11 boards) finished with double-doubles for Windsor, who tied an NBL Canada record for longest winning streak (11).

That twelfth win, however, did not come. In the second of the home-and-home series with Brampton, the A's took a 101-96 win at the WFCU Centre. Quinnel Brown (22) and Stefan Bonneau (21) were the hot scorers for the Express, while DeAndre Thomas finished the game with 10 rebounds.

Game reports compiled via team press releases, and from articles appearing in newspapers from the teams' home locations.

## NBL CANADA TRANSACTIONS

February 10, 2014: Saint John Mill Rats release Jonas Pierre.

February 10, 2014: The Island Storm signed and activated Nick Evans.

February 10, 2014: Brampton A's signed and activated Adrian Harrison. Released Jasper Williams.

February 10, 2014: Halifax Rainmen signed and activated Clifford Clinkscales and Brian Addison.

February 11, 2014: Mississauga Power place Thijin Moses on Injured Reserve. Signed and activated Jushay Rockett.

February 11, 2014: Moncton Miracles signed and activated Quin Humphrey.

February 11, 2014: Tyrone Levett of the Saint John Mill Rats has been suspended for one game, to be served on February 15, 2014.

February 11, 2014: The Island Storm released Bilal Dixon.

February 12, 2014: Ottawa SkyHawks place Jamal Crook on the Injured Reserve list.

February 12, 2014: Saint John Mill Rats signed and activated Peter Wedge.

February 13, 2014: Brampton A's signed and activated Desmond Wade and Donald Johnson. Place Steven Idlet on the Injured Reserve list. Released Adrian Harrison.

February 14, 2014: Saint John Mill Rats signed Amani Daanish. Released Casey Love.

February 16, 2014: The February 16 2014 game, with the Halifax Rainmen facing the Island Storm, has been postponed due to a snowstorm and will be rescheduled for February 26, 2014 at 7pm.

## **NBL CANADA PLAYER OF THE WEEK**

The National Basketball League of Canada is pleased to announce that Justin Tubbs of the Ottawa SkyHawks has been named Player of the Week for the week ending February 16, 2014. Tubbs is the first SkyHawks player to claim Player of the Week honours since Ryan Anderson did it in December of 2013.

Tubbs, a 6'3" guard who played collegiately at East Tennessee State, averaged 20 points and 6 rebounds in five Ottawa games this week, including four victories.

## **PREVIOUS NBL CANADA PLAYERS OF THE WEEK:**

November 3, 2013 – Stefan Bonneau, Windsor Express.

November 10, 2013 – Stanley Robinson, Moncton Miracles.

November 17, 2013 – Doug Herring Jr., Saint John Mill Rats.

November 24, 2013 – Cavell Johnson, Brampton A's.

December 1, 2013 – Elvin Mims, London Lightning.

December 8, 2013 – Antonio Ballard, The Island Storm.

December 15, 2013 – Tim Parham, Halifax Rainmen

December 22, 2013 – Garrett Williamson, London Lightning.

December 29, 2013 – Ryan Anderson, Ottawa SkyHawks.

January 5, 2014 – Johnny Mayhane, Moncton Miracles.

January 12, 2014 – Garrett Williamson, London Lightning.

January 19, 2014 – Anthony Anderson, Saint John Mill Rats.

January 26, 2014 – Antonio Ballard, The Island Storm

February 2, 2014 – Morgan Lewis, Mississauga Power

February 9, 2014 – Stefan Bonneau, Windsor Express.

February 16, 2014 – Justin Tubbs, Ottawa SkyHawks.

## **PREVIOUS NBL CANADA COACHES OF THE MONTH:**

November 2013 – David Magley, Brampton A's.

December 2013 – Bill Jones, Windsor Express.

January 2014 – Rob Spon, Saint John Mill Rats.



## TOP 20 SINGLE GAME ATTENDANCE FIGURES, 2013-14 SEASON

1.	7,393	Budweiser Gardens	Brampton at London	January 26, 2014
2.	5,802	Budweiser Gardens	Mississauga at London	November 2, 2013
3.	3,834	Budweiser Gardens	Brampton at London	December 8, 2013
4.	3,828	Budweiser Gardens	Brampton at London	January 10, 2014
5.	3,607	Budweiser Gardens	Halifax at London	December 19, 2013
6.	3,579	Budweiser Gardens	Mississauga at London	December 29, 2013
7.	3,560	Canadian Tire Centre	Windsor at Ottawa	February 11, 2014
8.	3,414	Budweiser Gardens	Moncton at London	November 30, 2013
9.	3,250	Budweiser Gardens	Ottawa at London	January 5, 2014
10.	3,189	Budweiser Gardens	Windsor at London	December 7, 2013
11.	2,979	Budweiser Gardens	Windsor at London	January 1, 2014
12.	2,909	Budweiser Gardens	Windsor at London	November 15, 2013
13.	2,860	Budweiser Gardens	Mississauga at London	December 12, 2013
14.	2,866	Budweiser Gardens	Ottawa at London	January 22, 2014
15.	2,853	Harbour Station	The Island at Saint John	November 10, 2013
16.	2,823	Budweiser Gardens	Ottawa at London	February 13, 2014
17.	2,815	Budweiser Gardens	Windsor at London	February 6, 2014
18.	2,800	Caesars Windsor	London at Windsor	January 15, 2014
19.	2,663	Budweiser Gardens	Ottawa at London	November 9, 2013
20.	2,600	Canadian Tire Centre	Windsor at Ottawa	November 2, 2013

## NBL CANADA 2013-14 TRIPLE-DOUBLES

December 8, 2013	Cedric Moodie	Brampton at London	15 pts, 11 rebs, 10 assists
December 13, 2013	Trayvon Lathan	Moncton at Halifax	12 pts, 12 rebs, 10 assists
January 9, 2014	Anthony Anderson	Saint John v. Halifax	14 pts, 10 rebs, 10 assists
January 26, 2014	Cedric Moodie	Brampton at London	11 pts, 12 rebs, 10 assists
February 10, 2014	Trayvon Lathan	Moncton at Saint John	22 pts, 14 rebs, 11 assists

## NATIONAL BASKETBALL LEAGUE OF CANADA PLAYOFF STANDINGS

AS OF FEBRUARY 16, 2014

### ATLANTIC DIVISION

Team	W	L	.PCT	
Saint John	20	14	.588	#1 Seed Magic #6-The Island
The Island	20	14	.588	#1 Seed Magic #6-Saint John (Island holds tiebreaker)
Moncton	12	23	.343	#3 Seed Magic #2- Halifax
Halifax	8	26	.235	#4 Seed = 2 Monc wins / 2 Hfx losses

### CENTRAL DIVISION

Team	W	L	.PCT	
Windsor	26	8	.765	#1 Seed Magic #3-Brampton
Brampton	23	11	.676	#2 Seed Magic #2-London
London	20	16	.556	#3 Seed Magic #2-Ottawa
Ottawa	20	18	.526	#4 Seed=2 London wins / Ottawa losses
Mississauga	9	28	.243	#5 Seed

### NUMBER ONE OVERALL SEED

Team	W	L	.PCT	#1 Overall Seed
Windsor	26	8	.765	Magic #3-Brampton
Brampton	23	11	.676	

The National Basketball League of Canada has confirmed the following playoff format for the 2013-14 NBL season. The magic number listed will count down to clinching the regular season division lead. When the magic number reaches zero, the team in first place has mathematically clinched the division title.

At the end of the season, the #4 and #5 (Mississauga) teams in the Central Division will have a one-game "play-in" match, with Mississauga traveling to Team #4's home court. The winner of that game will continue in the playoffs and be reseeded as #4 in the Central Division.

In the NBL quarterfinals, teams #1-#4 and teams #2-#3 will play each other in a

best-of-five series, with a 2-2-1 format. The higher seed will have home court for games 1, 2 and (if necessary) 5.

In the NBL semifinals, the divisional teams will face each other in a best-of-seven series, with a 2-2-1-1-1 format. The higher seed will host games 1, 2, and (if necessary) 5 and 7.

The remaining team in each division will play each other in the NBL Finals, which will be a best-of-seven series with a 2-3-2 format. The team with the higher regular season winning percentage will receive home court advantage for Games 1, 2 and (if necessary) 6 and 7. The winner of that series will be named National Basketball League of Canada Playoff Champion and receive a championship trophy commemorating their victory.

In the event that two or more teams are tied in terms of playoff seeding, the following tiebreakers will take place, in order of importance:

- (1) head-to-head record shall determine the winner;
- (2) if still a tie, head-to-head record against common opponents will determine the winner;
- (3) if still a tie, points scored in head to head competition will determine the winner;
- (4) if still a tie, average margin of victory in head to head competition will determine the winner;
- (5) if still a tie, the team correctly calling the flip of a coin will be seeded higher.

Playoff format subject to change due to venue availability.



## NBL PLAYER STATS (courtesy DakStats, <http://www.dakstats.com>)

SCORING AVERAGE	G	FG	3P	FT	PTS	AVG
Anthony Anderson, Saint John	34	279	101	171	830	24.4
Stefan Bonneau, Windsor	33	239	87	188	753	22.8
Antonio Ballard, The Island	33	254	40	196	744	22.5
Johnny Mayhane, Moncton	35	237	116	168	758	21.7
Garrett Williamson, London	36	223	18	216	680	18.9
Chris Commons, Windsor	32	235	38	81	589	18.4
Ryan Anderson, Ottawa	37	199	107	164	669	18.1
Nick Okorie, MIS-The Island	37	241	79	100	661	17.9
Justin Tubbs, Ottawa	36	226	78	90	620	17.2
Cedric Moodie, Brampton	34	185	86	122	578	17.0

SCORING AVERAGE	G	FG	3P	FT	PTS	AVG
Quinnel Brown, Windsor	32	210	43	69	532	16.6
Tyrone Levett, Saint John	33	176	72	118	542	16.4
Trayvon Lathan, Moncton	32	215	2	86	518	16.2
Tony Bennett, London	23	141	41	41	364	15.8
Morgan Lewis, Mississauga	35	208	52	85	553	15.8
Doug Herring Jr., Saint John	34	184	49	119	536	15.8
Jason Williams, Halifax	24	134	18	79	365	15.2
Stanley Robinson, Moncton	28	173	5	69	420	15.0
Darren Duncan, Windsor	31	124	38	169	455	14.7
Evaldas Zabas, Brampton	33	167	30	110	474	14.4

REBOUNDS	G	REB	AVG
Tim Parham, Halifax	34	354	10.41
Antonio Ballard, The Island	33	321	9.73
Ryan Anderson, Ottawa	37	313	8.46
Stanley Robinson, Moncton	28	227	8.11
Dwight McCombs, MIS-London	37	286	7.72
Jermaine Johnson, OTT-London	37	278	7.51
Trayvon Lathan, Moncton	32	239	7.47
Travis George, Moncton	24	177	7.38
Quinnel Brown, Windsor	32	233	7.28
Morgan Lewis, Mississauga	35	251	7.17

3-POINTERS MADE (min 50 made)	G	3P	3Ppg
Johnny Mayhane, Moncton	35	116	3.31
Anthony Anderson, Saint John	34	101	2.97
Ryan Anderson, Ottawa	37	107	2.89
Stefan Bonneau, Windsor	33	87	2.64
Cedric Moodie, Brampton	34	86	2.53
Scottie Haralson, Brampton	34	80	2.35
Tyrone Levett, Saint John	33	72	2.18
Justin Tubbs, Ottawa	36	78	2.17
Chris Matthews, STJ-Halifax	33	70	2.12
Nick Okorie, MIS-The Island	37	79	2.08

BLOCKED SHOTS	G	BLK	AVG
Cavell Johnson, Brampton	34	58	1.71
Fred Sturdivant, Ottawa	36	49	1.36
Chris Commons, Windsor	32	42	1.31
Elvin Mims, London	36	41	1.14
Dwight McCombs, MIS-London	38	43	1.13
Tim Parham, Halifax	34	37	1.09
Travis George, Moncton	24	26	1.08

STEALS	G	STL	AVG
Jujuan Cooley, Halifax	33	97	2.94
Doug Herring Jr., Saint John	34	63	1.85
Darren Duncan, Windsor	31	57	1.84
Ryan Anderson, Ottawa	37	67	1.81
Tony Bennett, London	23	40	1.74
Johnny Mayhane, Moncton	35	57	1.63
Trayvon Lathan, Moncton	32	49	1.53

ASSISTS	G	AST	AVG
Darren Duncan, Windsor	31	264	8.52
Jujuan Cooley, Halifax	33	220	6.67
Al Stewart, The Island	24	149	6.21
Jerice Crouch, Ottawa	38	225	5.92
Anthony Anderson, Saint John	34	200	5.88
Tony Bennett, London	23	135	5.87
Alex Johnson, Mississauga	37	214	5.78
Adrian Moss, The Island	24	133	5.54
Oliver McNally, Moncton	27	142	5.26
Doug Herring Jr., Saint John	34	154	4.53

FIELD GOAL PERCENTAGE (min 150 attempts)	FGM	FGA	PCT
Jermaine Johnson, OTT-London	197	334	.589
Fred Sturdivant, Ottawa	125	222	.563
Flenard Whitfield, Brampton	136	248	.548
Tim Parham, Halifax	147	277	.531
Antonio Ballard, The Island	254	490	.518
Raven Barber, Halifax	146	282	.518
Garrett Williamson, London	223	431	.517
Mark Gomillia, Mississauga	62	120	.517
Jermaine Dailey, Moncton	134	260	.515
Justin Tubbs, Ottawa	226	440	.514

FREE THROW PERCENTAGE (min 100 attempts)	FTM	FTA	PCT
Stefan Bonneau, Windsor	188	211	.891
Tyrone Levett, Saint John	118	134	.881
Jujuan Cooley, Halifax	110	126	.873
Cedric Moodie, Brampton	122	140	.871
Jermaine Blackburn, Saint John	108	124	.871
Johnny Mayhane, Moncton	168	197	.853
Ryan Anderson, Ottawa	164	193	.850
Darren Duncan, Windsor	169	202	.837
Melvin Council, Brampton	85	102	.833
Evaldas Zabas, Brampton	110	134	.821

3-POINT GOALS PERCENTAGE (min 100 attempts)	3PM	3PA	PCT
Stefan Bonneau, Windsor	87	193	.451
Scottie Haralson, Brampton	80	191	.419
Melvin Council, Brampton	46	111	.414
Tyrone Levett, Saint John	72	174	.414
Adrian Moss, The Island	45	109	.413
Doug Herring Jr., Saint John	49	120	.408
Justin Tubbs, Ottawa	78	193	.404

# NATIONAL BASKETBALL LEAGUE OF CANADA SCHEDULES AND RESULTS

## BRAMPTON A'S GAME-BY-GAME

Date	H/A	Opponent	Score	W	L	Rec	Att	Leading Scorer
11/1/2013	A	Moncton Miracles	113-89	W		1-0	2,214	Cedric Moodie (31)
11/3/2013	A	Halifax Rainmen	99-91	W		2-0	850	Cavell Johnson (28)
11/5/2013	A	Mississauga Power	107-95	W		3-0	339	Cedric Moodie (21)
11/15/2013	H	Mississauga Power	98-92	W		4-0	2,519	Evaldas Zabas (23)
11/16/2013	H	London Lightning	93-107		L	4-1	643	Cavell Johnson (18); Jordan Hamilton (18)
11/17/2013	A	Windsor Express	77-93		L	4-2	451	Cavell Johnson (17)
11/18/2013	H	Windsor Express	105-103	W		5-2	877	Cedric Moodie (19)
11/21/2013	H	Ottawa SkyHawks	124-87	W		6-2	451	Cavell Johnson (25)
11/23/2013	A	Saint John Mill Rats	107-102	W		7-2	1,985	Cavell Johnson (24)
11/24/2013	A	The Island Storm	101-100	W		8-2	1,306	Cavell Johnson (21)
11/25/2013	H	Windsor Express	115-105	W		9-2	842	Cavell Johnson (19), Evaldas Zabas (19)
12/2/2013	H	Ottawa SkyHawks	102-114		L	9-3	518	Cedric Moodie (18)
12/5/2013	A	Ottawa SkyHawks	108-129		L	9-4	202	Cedric Moodie (18)
12/6/2013	H	Moncton Miracles	124-88	W		10-4	874	Jameson Tipping (21)
12/8/2013	A	London Lightning	108-101	W		11-4	3,834	Kevin Francis (25)
12/11/2013	A	Ottawa SkyHawks	97-111		L	11-5	540	Cedric Moodie (22)
12/14/2013	H	Ottawa SkyHawks	114-101	W		12-5	369	Evaldas Zabas (29)
12/19/2013	A	Mississauga Power	97-91	W		13-5	544	Kevin Francis (19), Melvin Council (19)
12/20/2013	H	Mississauga Power	108-101	W		14-5	621	Cedric Moodie (22)
12/23/2013	H	Halifax Rainmen	107-92	W		15-5	420	Scottie Haralson (20)
12/29/2013	A	Ottawa SkyHawks	108-115		L	15-6	1,217	Cavell Johnson (22)
1/4/2014	H	London Lightning	108-103	W		16-6	780	Cedric Moodie (33)
1/9/2014	A	London Lightning	95-107		L	16-7	3,828	Cedric Moodie (19)
1/10/2014	H	Ottawa SkyHawks	99-89	W		17-7	410	Melvin Council (20)
1/11/2014	H	Mississauga Power	113-106	W		18-7	684	Scottie Haralson (21)
1/18/2014	A	Windsor Express	106-118		L	18-8	696	Cedric Moodie (20)
1/23/2014	A	Ottawa SkyHawks	111-105	W		19-8	1,073	Cedric Moodie (36)
1/26/2014	A	London Lightning	108-114		L	19-9	7,393	Cavell Johnson (27)
1/27/2014	H	Mississauga Power	129-96	W		20-9		Cavell Johnson (20)
1/30/2014	A	Mississauga Power	102-118		L	20-10	1,263	Flenard Whitfield (18)
2/7/2014	H	Saint John Mill Rats	126-124 (OT)	W		21-10		Jordan Hamilton (22)
2/10/2014	H	London Lightning	107-106	W		22-10		Cedric Moodie (22)
2/15/2014	H	Windsor Express	121-126 (2 OT)		L	22-11		Cavell Johnson (19)
2/16/2014	A	Windsor Express	101-96	W		22-12	498	Kevin Francis (19)

## HALIFAX RAINMEN GAME-BY-GAME

Date	H/A	Opponent	Score	W	L	Rec	Att	Leading Scorer
11/1/2013	H	Saint John Mill Rats	85-105		L	0-1	1,250	Jujuan Cooley (14)
11/3/2013	H	Brampton A's	91-99		L	0-2	850	Stephen Sir (22)
11/6/2013	A	Ottawa SkyHawks	100-111		L	0-3	541	Jujuan Cooley (26)
11/7/2013	A	Mississauga Power	96-112		L	0-4	117	Jujuan Cooley (18)
11/10/2013	H	Moncton Miracles	101-103 (OT)		L	0-5	1,200	Stephen Sir (30)
11/17/2013	H	Saint John Mill Rats	81-88		L	0-6	2,100	Raven Barber (18)
12/5/2013	A	Saint John Mill Rats	102-107		L	0-7	1,224	Cheyne Gadson (22)
12/7/2013	H	Ottawa SkyHawks	108-117		L	0-8	1,100	George Goode (23)
12/8/2013	H	The Island Storm	107-108		L	0-9	1,210	Tim Parham (19), Cheyne Gadson (19)
12/12/2013	H	Windsor Express	84-104		L	0-10	950	Stephen Sir (21)
12/13/2013	H	Moncton Miracles	95-89	W		1-10	900	David Lawrence (18)
12/14/2013	H	The Island Storm	84-82	W		2-10	750	David Lawrence (22)
12/19/2013	A	London Lightning	90-108		L	2-11	3,607	David Lawrence (18)
12/20/2013	A	Windsor Express	91-98		L	2-12	340	Cheyne Gadson (16)
12/23/2013	A	Brampton A's	92-107		L	2-13	420	Jason Williams (15), Raven Barber (15)
12/26/2013	A	The Island Storm	98-106		L	2-14	1,500	Jujuan Cooley (15)
12/27/2013	H	Saint John Mill Rats	98-91	W		3-14	2,010	George Goode (15)
12/29/2013	H	Saint John Mill Rats	107-121		L	3-15	2,156	Jason Williams (26)
12/31/2013	A	The Island Storm	95-107		L	3-16	1,407	Jujuan Cooley (24)
1/2/2014	A	Moncton Miracles	89-92		L	3-17	1,683	Jason Williams (15), George Goode (15)
1/3/2014	A	Saint John Mill Rats	88-98		L	3-18	1,466	Jason Williams (16), Raven Barber (16)
1/4/2014	H	Moncton Miracles	87-89		L	3-19		Chris Matthews (21)
1/9/2014	A	Saint John Mill Rats	91-100		L	3-20	1,466	Jujuan Cooley (19)
1/12/2014	H	The Island Storm	96-88	W		4-20	1,423	Chris Matthews (25)
1/16/2014	A	Moncton Miracles	115-120 (OT)		L	4-21	1,562	George Goode (18)
1/18/2014	H	London Lightning	113-110	W		5-21	2,375	Jason Williams (31)
1/19/2014	H	Mississauga Power	102-93	W		6-21	1,920	Chris Matthews (21)
1/23/2014	A	Saint John Mill Rats	98-108		L	6-22	1,503	Tim Parham (14), Olumuyiwa Famutimi (14)
1/26/2014	H	Moncton Miracles	97-105		L	6-23	1,430	Olumuyiwa Famutimi (22)
2/4/2014	A	The Island Storm	75-103		L	6-24	1,310	Jason Williams (21)
2/7/2014	A	The Island Storm	105-114		L	6-25	1,858	Olumuyiwa Famutimi (29)
2/8/2014	A	Moncton Miracles	108-99	W		7-25		Jason Williams (29)
2/11/2014	A	The Island Storm	111-117		L	7-26	1,321	Olumuyiwa Famutimi (23)
2/15/2014	H	Saint John Mill Rats	115-104	W		8-26		Jujuan Cooley (20)

## THE ISLAND STORM GAME-BY-GAME

Date	H/A	Opponent	Score	W	L	Rec	Att	Leading Scorer
11/2/2013	H	Saint John Mill Rats	100-93	W		1-0	2,564	Antonio Ballard (22), Greg Plummer (22)
11/3/2013	H	Moncton Miracles	120-91	W		2-0	2,050	Antonio Ballard (24), Amani Daanish (24)
11/7/2013	H	Moncton Miracles	94-97		L	2-1	1,660	Antonio Ballard (20)
11/10/2013	A	Saint John Mill Rats	129-93	W		3-1	2,853	Amani Daanish (21)
11/14/2013	H	Saint John Mill Rats	90-117		L	3-2	1,894	Antonio Ballard (22)
11/17/2013	H	Moncton Miracles	111-101	W		4-2	1,618	Semaj Inge (21)
11/21/2013	A	Windsor Express	86-90		L	4-3	441	Greg Plummer (22)
11/22/2013	A	Ottawa SkyHawks	99-113		L	4-4	2,100	Antonio Ballard (28)
11/24/2013	H	Brampton A's	100-101		L	4-5	1,306	Antonio Ballard (31)
11/30/2013	H	Mississauga Power	118-107	W		5-5	1,109	Antonio Ballard (20)
12/6/2013	H	Saint John Mill Rats	106-103	W		6-5	1,471	Antonio Ballard (31)
12/8/2013	A	Halifax Rainmen	108-107	W		7-5	1,210	Adrian Moss (33)
12/14/2013	A	Halifax Rainmen	82-84		L	7-6	750	Antonio Ballard (18)
12/16/2013	H	Windsor Express	103-91	W		8-6	1,062	Antonio Ballard (26)
12/20/2013	A	Saint John Mill Rats	100-96	W		9-6	1,477	Antonio Ballard (23)
12/26/2013	H	Halifax Rainmen	106-98	W		10-6	1,500	Semaj Inge (25)
12/27/2013	A	Moncton Miracles	94-107		L	10-7	1,530	Greg Plummer (20)
12/28/2013	A	Moncton Miracles	83-96		L	10-8	1,580	Antonio Ballard (18)
12/31/2013	H	Halifax Rainmen	107-95	W		11-8	1,407	Antonio Ballard (22), Jeremy Williams (22)
1/2/2014	A	Saint John Mill Rats	94-102		L	11-9	1,408	Antonio Ballard (23)
1/5/2014	A	Moncton Miracles	89-101		L	11-10	1,529	Antonio Ballard (19)
1/11/2014	H	London Lightning	118-121 (OT)		L	11-11	1,727	Antonio Ballard (34)
1/12/2014	A	Halifax Rainmen	88-96		L	11-12	1,466	Antonio Ballard (22)
1/16/2014	A	Saint John Mill Rats	104-106		L	11-13	1,461	Antonio Ballard (27)
1/17/2014	H	Saint John Mill Rats	129-127	W		12-23	1,304	Antonio Ballard (26)
1/19/2014	H	Moncton Miracles	97-85	W		13-13	1,283	Nick Okorie (27)
1/23/2014	H	Moncton Miracles	115-104	W		14-13	1,503	Antonio Ballard (32)
1/24/2014	A	Saint John Mill Rats	117-111	W		15-13	1,907	Ed Jones (22)
1/29/2014	H	Ottawa SkyHawks	96-83	W		16-13	1,196	Antonio Ballard (22)
2/4/2014	H	Halifax Rainmen	103-75	W		17-13	1,310	Antonio Ballard (30)
2/6/2014	A	Moncton Miracles	91-102		L	17-14		Antonio Ballard (27)
2/7/2014	H	Halifax Rainmen	114-105	W		18-14	1,858	Nick Okorie (27)
2/11/2014	H	Halifax Rainmen	117-111	W		19-14	1,321	Antonio Ballard (25), Nick Okorie (25)
2/15/2014	H	Moncton Miracles	118-91	W		20-14	1,767	Antonio Ballard (26)

## LONDON LIGHTNING GAME-BY-GAME

Date	H/A	Opponent	Score	W	L	Rec	Att	Leading Scorer
11/1/2013	A	Windsor Express	103-115		L	0-1	1,260	Jaytornah Wisseh (24)
11/2/2013	H	Mississauga Power	97-99		L	0-2	5,802	Garrett Williamson (22)
11/9/2013	H	Ottawa SkyHawks	98-97	W		1-2	2,663	Garrett Williamson (24)
11/15/2013	H	Windsor Express	108-84	W		2-2	2,909	Garrett Williamson (21)
11/16/2013	A	Brampton A's	107-93	W		3-2	643	Garrett Williamson (20); Gabe Freeman (20)
11/17/2013	H	Mississauga Power	127-102	W		4-2	2,242	Maurice Bolden (26)
11/21/2013	A	Mississauga Power	114-91	W		5-2	1,308	Garrett Williamson (24)
11/23/2013	A	Windsor Express	97-93	W		6-2	942	Garrett Williamson (21)
11/30/2013	H	Moncton Miracles	101-91	W		7-2	3,414	Garrett Williamson (19), Elvin Mims (19)
12/4/2013	A	Ottawa SkyHawks	105-100	W		8-2	158	Garrett Williamson (28), Marvin Phillips (23)
12/5/2013	A	Mississauga Power	91-95		L	8-3	341	Elvin Mims (30)
12/7/2013	H	Windsor Express	111-117		L	8-4	3,189	Garrett Williamson (27)
12/8/2013	H	Brampton A's	101-108		L	8-5	3,834	Garrett Williamson (36)
12/12/2013	H	Mississauga Power	87-84	W		9-5	2,860	Garrett Williamson (25)
12/19/2013	H	Halifax Rainmen	108-90	W		10-5	3,607	Garrett Williamson (18)
12/22/2013	A	Ottawa SkyHawks	98-90	W		11-5	665	Garrett Williamson (21)
12/27/2013	A	Mississauga Power	117-92	W		12-5	526	Garrett Williamson (25)
12/29/2013	H	Mississauga Power	99-76	W		13-5	3,579	Marvin Phillips (22)
1/1/2014	H	Windsor Express	93-82	W		14-5	2,979	Tony Bennett (22)
1/4/2014	A	Brampton A's	103-108		L	14-6	780	Marvin Phillips (19)
1/5/2014	H	Ottawa SkyHawks	120-108	W		15-6	3,250	Garrett Williamson (23)
1/9/2014	H	Brampton A's	107-95	W		16-6	3,828	Marvin Phillips (20)
1/11/2014	A	The Island Storm	121-118 (OT)	W		17-6	1,727	Garrett Williamson (36)
1/12/2014	A	Moncton Miracles	99-91	W		18-6	1,336	Garrett Williamson (23), Marvin Phillips (23)
1/15/2014	A	Windsor Express	78-86		L	18-7	2,800	Tony Bennett (23)
1/18/2014	A	Halifax Rainmen	110-113		L	18-8	2,375	Tony Bennett (28)
1/19/2014	A	Saint John Mill Rats	93-108		L	18-9	2,007	Tim Ellis (26)
1/22/2014	H	Ottawa SkyHawks	89-107		L	18-10	2,886	Greg Surmacz (18)
1/25/2014	A	Mississauga Power	117-100	W		19-10	1,370	Garrett Williamson (25)
1/26/2014	H	Brampton A's	114-108	W		20-10	7,393	Tony Bennett (28)
1/27/2014	A	Ottawa SkyHawks	104-107		L	20-11	1,073	Tony Bennett (22)
2/6/2014	H	Windsor Express	100-107		L	20-12	2,815	Jermaine Johnson (22)
2/7/2014	A	Windsor Express	80-97		L	20-13	1,350	Stephen McDowell (23)
2/10/2014	A	Brampton A's	106-107		L	20-14		Jermaine Johnson (22)
2/13/2014	H	Ottawa SkyHawks	102-112		L	20-15	2,826	Tony Bennett (29)
2/15/2014	A	Ottawa SkyHawks	99-104		L	20-16		Garrett Williamson (17)

## MISSISSAUGA POWER GAME-BY-GAME

Date	H/A	Opponent	Score	W	L	Rec	Att	Leading Scorer
11/2/2013	A	London Lightning	99-97	W		1-0	5,802	Morgan Lewis (19)
11/5/2013	H	Brampton A's	95-107		L	1-1	339	Dwight McCombs (23), Nick Okorie (23)
11/6/2013	H	Halifax Rainmen	112-96	W		2-1	117	Mark Gomilla (20)
11/15/2013	A	Brampton A's	92-98		L	2-2	2,519	Dwight McCombs (16)
11/16/2013	A	Ottawa SkyHawks	92-95		L	2-3	586	William "Bo" Harris (23)
11/17/2013	A	London Lightning	102-127		L	2-4	2,242	Tyler Murray (19)
11/21/2013	H	London Lightning	91-114		L	2-5	1,308	William "Bo" Harris (22)
11/23/2013	A	Ottawa SkyHawks	97-101		L	2-6	1,098	Nick Okorie (27)
11/28/2013	H	Moncton Miracles	126-113	W		3-6	558	Morgan Lewis (26)
11/30/2013	A	The Island Storm	107-118		L	3-7	1,109	Nick Okorie (41)
12/1/2013	A	Saint John Mill Rats	98-95	W		4-7	1,438	Dwight McCombs (26)
12/4/2013	H	Windsor Express	85-102		L	4-8	139	Kirk Williams Jr. (21)
12/5/2013	H	London Lightning	95-91	W		5-8	341	Nick Okorie (35)
12/11/2013	H	Windsor Express	99-88	W		6-8	379	Dwight McCombs (20)
12/12/2013	A	London Lightning	84-87		L	6-9	2,860	Kirk Williams Jr. (17)
12/15/2013	H	Ottawa SkyHawks	111-108	W		7-9	811	Thijin Moses (27)
12/19/2013	H	Brampton A's	91-97		L	7-10	544	Nick Okorie (25)
12/20/2013	A	Brampton A's	101-108		L	7-11	641	Alex Johnson (24)
12/21/2013	A	Windsor Express	101-108		L	7-12	314	Nick Okorie (22)
12/27/2013	H	London Lightning	92-117		L	7-13	526	Morgan Lewis (18)
12/28/2013	H	Ottawa SkyHawks	89-100		L	7-14	534	Nick Okorie (20)
12/29/2013	A	London Lightning	76-99		L	7-15	3,579	Dwight McCombs (24)
1/3/2014	A	Windsor Express	91-101		L	7-16	356	Kirk Williams Jr. (21)
1/4/2014	H	Ottawa SkyHawks	93-106		L	7-17	530	Nick Okorie (18)
1/5/2014	A	Windsor Express	88-110		L	7-18	287	Nick Okorie (21), Eric Petty Jr. (21)
1/8/2014	H	Windsor Express	87-105		L	7-19	226	Nick Okorie (25)
1/11/2014	A	Brampton A's	113-106		L	7-20	684	Kirk Williams Jr. (24)
1/16/2014	H	Ottawa SkyHawks	98-100		L	7-21	318	Greg Plummer (28)
1/18/2014	A	Moncton Miracles	84-81	W		8-21	1,610	Greg Plummer (25)
1/19/2014	A	Halifax Rainmen	93-102		L	8-22	1,920	Morgan Lewis (27)
1/25/2014	H	London Lightning	100-117		L	8-23	1,370	Kirk Williams Jr. (27)
1/27/2014	A	Brampton A's	96-127		L	8-24		Morgan Lewis (23)
1/30/2014	H	Brampton A's	118-102	W		9-24	1,263	Morgan Lewis (37)
2/6/2014	H	Saint John Mill Rats	104-109		L	9-25	454	Morgan Lewis (22)
2/12/2014	A	Ottawa SkyHawks	89-100		L	9-26	820	Morgan Lewis (27)
2/14/2014	A	Windsor Express	114-119		L	9-27	650	Morgan Lewis (28)
2/16/2014	A	Ottawa SkyHawks	102-106		L	9-28		Morgan Lewis (24)



## MONCTON MIRACLES GAME-BY-GAME

Date	H/A	Opponent	Score	W	L	Rec	Att	Leading Scorer
11/1/2013	H	Brampton A's	89-113		L	0-1	2,214	Sylvania Watkins (21)
11/3/2013	A	The Island Storm	91-120		L	0-2	2,050	Cornelius Vines (32)
11/7/2013	A	The Island Storm	97-94	W		1-2	1,660	Dominique Buckley (27)
11/9/2013	H	Saint John Mill Rats	109-112		L	1-3	1,563	Stanley Robinson (24)
11/10/2013	A	Halifax Rainmen	103-101 (OT)	W		2-3	1,200	Jermaine Dailey (25)
11/15/2013	H	Saint John Mill Rats	87-90		L	2-4	1,775	Trayvon Lathan (23)
11/17/2013	H	The Island Storm	101-111		L	2-5	1,618	Johnny Mayhane (26)
11/24/2013	A	Saint John Mill Rats	94-109		L	2-6	1,746	Tyrone Levett (25)
11/27/2013	A	Ottawa SkyHawks	114-126		L	2-7	860	Johnny Mayhane (27), Trayvon Lathan (27)
11/28/2013	A	Mississauga Power	113-126		L	2-8	558	Johnny Mayhane (27)
11/30/2013	A	London Lightning	91-101		L	2-9	3,414	Johnny Mayhane (28)
12/6/2013	A	Brampton A's	88-124		L	2-10	874	Alex DesRoches (16)
12/8/2013	A	Windsor Express	101-115		L	2-11	352	Travis George (19), Johnny Mayhane (19)
12/12/2013	H	Saint John Mill Rats	113-118		L	2-12	1,873	Trayvon Lathan (25)
12/13/2013	A	Halifax Rainmen	89-95		L	2-13	900	Johnny Mayhane (28)
12/26/2013	A	Saint John Mill Rats	116-126 (OT)		L	2-14	1,788	Johnny Mayhane (24)
12/27/2013	H	The Island Storm	104-97	W		3-14	1,530	Johnny Mayhane (30)
12/28/2013	H	The Island Storm	96-83	W		4-14	1,580	Stanley Robinson (26)
12/31/2013	A	Saint John Mill Rats	100-90	W		5-14	2,015	Johnny Mayhane (18), Trayvon Lathan (18)
1/2/2014	H	Halifax Rainmen	92-89	W		6-14	1,683	Oliver McNally (17)
1/4/2014	A	Halifax Rainmen	89-87	W		7-14		Johnny Mayhane (17)
1/5/2014	H	The Island Storm	101-89	W		8-14	1,529	Johnny Mayhane (28)
1/9/2014	H	Windsor Express	91-93		L	8-15	1,425	Johnny Mayhane (17), Trayvon Lathan (17)
1/12/2014	H	London Lightning	91-99		L	8-16	1,336	Johnny Mayhane (23)
1/16/2014	H	Halifax Rainmen	120-115 (OT)	W		9-16	1,562	Stanley Robinson (25)
1/18/2014	H	Mississauga Power	81-84		L	9-17	1,610	Johnny Mayhane (20)
1/19/2014	A	The Island Storm	85-97		L	9-18	1,283	Johnny Mayhane (14)
1/23/2014	A	The Island Storm	104-115		L	9-19	1,503	Johnny Mayhane (29)
1/26/2014	A	Halifax Rainmen	105-97	W		10-19	1,430	Johnny Mayhane (23)
1/31/2014	H	Ottawa SkyHawks	123-105	W		11-19		Johnny Mayhane (36)
2/2/2014	H	Saint John Mill Rats	110-119		L	11-20		Johnny Mayhane (39)
2/6/2014	H	The Island Storm	102-91	W		12-20		Johnny Mayhane (29)
2/7/2014	H	Halifax Rainmen	99-108		L	12-21		Johnny Mayhane (32)
2/10/2014	A	Saint John Mill Rats	102-106		L	12-22		Trayvon Lathan (22)
2/15/2014	A	The Island Storm	91-118		L	13-23	1,767	Trayvon Lathan (21)

## OTTAWA SKYHAWKS GAME-BY-GAME

Date	H/A	Opponent	Score	W	L	Rec	Att	Leading Scorer
11/2/2013	H	Windsor Express	105-113		L	0-1	2,600	Justin Tubbs (22), Tirrell Baines (22)
11/6/2013	H	Halifax Rainmen	111-100	W		1-1	541	Justin Tubbs (26)
11/9/2013	A	London Lightning	97-98		L	1-2	2,663	Justin Tubbs (21), Jermaine Johnson (21)
11/16/2013	H	Mississauga Power	95-92	W		2-2	586	Ryan Anderson (27)
11/21/2013	A	Brampton A's	87-124		L	2-3	451	Tirrell Baines (19)
11/22/2013	H	The Island Storm	113-99	W		3-3	2,100	Ryan Anderson (19), Justin Tubbs (19)
11/23/2013	H	Mississauga Power	101-97	W		4-3	1,098	Ryan Anderson (22)
11/27/2013	H	Moncton Miracles	126-114	W		5-3	860	Ryan Anderson (24)
11/29/2013	H	Windsor Express	102-105		L	5-4	530	Tirrell Baines (23)
12/1/2013	A	Windsor Express	85-88		L	5-5	210	Jermaine Johnson (19)
12/2/2013	A	Brampton A's	114-102	W		6-5	518	Ryan Anderson (21)
12/4/2013	H	London Lightning	100-105		L	6-6	158	Jermaine Johnson (20)
12/5/2013	H	Brampton A's	129-108	W		7-6	202	Justin Tubbs (25)
12/7/2013	A	Halifax Rainmen	117-108	W		8-6	1,100	Justin Tubbs (31)
12/8/2013	A	Saint John Mill Rats	109-116		L	8-7	1,388	Ryan Anderson (34)
12/11/2013	H	Brampton A's	111-97	W		9-7	540	Ryan Anderson (28)
12/14/2013	A	Brampton A's	101-114		L	9-8	369	Jerice Crouch (25)
12/15/2013	A	Mississauga Power	108-111		L	9-9	811	Jerice Crouch (24)
12/22/2013	H	London Lightning	90-98		L	9-10	665	Jerice Crouch (17)
12/27/2013	A	Windsor Express	87-102		L	9-11	596	Ryan Anderson (31)
12/28/2013	A	Mississauga Power	100-89	W		10-11	534	Jermaine Johnson (20)
12/29/2013	H	Brampton A's	115-108	W		11-11	1,217	Ryan Anderson (28)
1/4/2014	A	Mississauga Power	106-93	W		12-11	530	Justin Tubbs (31)
1/5/2014	A	London Lightning	108-120		L	12-12	3,250	Stefan Welsh (29)
1/10/2014	A	Brampton A's	89-99		L	12-13	410	Ryan Anderson (20), Tirrell Baines (20)
1/11/2014	A	Windsor Express	86-88		L	12-14	677	Justin Tubbs (19)
1/16/2014	A	Mississauga Power	100-98	W		13-14	318	Ryan Anderson (18), Jamie Vanderbecken (18)
1/22/2014	A	London Lightning	107-89	W		14-14	2,886	Justin Tubbs (22)
1/23/2014	H	Brampton A's	105-111		L	14-15	1,073	Jermaine Johnson (26)
1/27/2014	H	London Lightning	107-104	W		15-15	356	Jerice Crouch (18)
1/29/2014	A	The Island Storm	83-96		L	15-16	1,196	Jerice Crouch (26)
1/31/2014	A	Moncton Miracles	105-123		L	15-17		Jerice Crouch (26)
2/5/2014	H	Saint John Mill Rats	112-95	W		16-17	881	Fred Sturdivant (22)
2/11/2014	H	Windsor Express	103-113		L	16-18	3,560	Justin Tubbs (26)
2/12/2014	H	Mississauga Power	100-89	W		17-18	820	Jerice Crouch (28)
2/13/2014	A	London Lightning	112-102	W		18-18	2,826	Justin Tubbs (18), Mike Rose (18)
2/15/2014	H	London Lightning	104-99	W		19-18		Mike Rose (30)
2/16/2014	H	Mississauga Power	106-102	W		20-18		Mike Rose (24)

## SAINT JOHN MILL RATS GAME-BY-GAME

Date	H/A	Opponent	Score	W	L	Rec	Att	Leading Scorer
11/1/2013	A	Halifax Rainmen	105-85	W		1-0	1,250	Anthony Anderson (23)
11/2/2013	A	The Island Storm	93-100		L	1-1	2,564	Anthony Anderson (16)
11/9/2013	A	Moncton Miracles	112-109	W		2-1	1,563	Anthony Anderson (28)
11/10/2013	H	The Island Storm	93-129		L	2-2	2,853	Anthony Anderson (25)
11/14/2013	A	The Island Storm	117-90	W		3-2	1,894	Doug Herring, Jr. (39)
11/15/2013	A	Moncton Miracles	90-87	W		4-2	1,775	Anthony Anderson (25)
11/17/2013	A	Halifax Rainmen	88-81	W		5-2	2,100	Anthony Anderson (23)
11/21/2013	H	Brampton A's	102-107		L	5-3	1,985	Tyrone Levett (25)
11/24/2013	H	Moncton Miracles	109-97	W		6-3	1,746	Tyrone Levett (25)
12/1/2013	H	Mississauga Power	95-98		L	6-4	1,423	Tyrone Levett (20)
12/5/2013	H	Halifax Rainmen	107-102	W		7-4	1,224	Anthony Anderson (25)
12/6/2013	A	The Island Storm	103-106		L	7-5	1,471	Chris Matthews (22)
12/8/2013	H	Ottawa SkyHawks	116-109	W		8-5	1,388	Anthony Anderson (28)
12/12/2013	A	Moncton Miracles	118-113	W		9-5	1,873	Anthony Anderson (34)
12/14/2013	H	Windsor Express	108-115		L	9-6	1,488	Jermaine Blackburn (25)
12/20/2013	H	The Island Storm	96-100		L	9-7	1,477	Anthony Anderson (21), Raheem Singleton (21)
12/26/2013	H	Moncton Miracles	126-116 (OT)	W		10-7	1,788	Jermaine Blackburn (24)
12/27/2013	A	Halifax Rainmen	91-98		L	10-8	2,010	Anthony Anderson (32)
12/29/2013	A	Halifax Rainmen	121-107	W		11-8	2,156	Anthony Anderson (33)
12/31/2013	H	Moncton Miracles	90-100		L	11-9	2,015	Anthony Anderson (22)
1/2/2014	H	The Island Storm	102-94	W		12-9	1,408	Doug Herring Jr. (19)
1/3/2014	H	Halifax Rainmen	98-88	W		13-9	1,466	Tyrone Levett (19)
1/9/2014	H	Halifax Rainmen	100-91	W		14-9	1,466	Doug Herring jr. (21)
1/16/2014	H	The Island Storm	106-104	W		15-9	1,461	Anthony Anderson (37)
1/17/2014	A	The Island Storm	127-129		L	15-10	1,304	Anthony Anderson (39)
1/19/2014	H	London Lightning	103-98	W		16-10	2,007	Anthony Anderson (27)
1/23/2014	H	Halifax Rainmen	108-98	W		17-10	1,503	Raheem Singleton (24)
1/24/2014	H	The Island Storm	111-117		L	17-11	1,907	Anthony Anderson (40)
2/2/2014	A	Moncton Miracles	119-110	W		18-11		Doug Herring Jr. (28)
2/5/2014	A	Ottawa SkyHawks	95-112		L	18-12	881	Doug Herring Jr (21)
2/6/2014	A	Mississauga Power	109-104	W		19-12	454	Anthony Anderson (34)
2/7/2014	A	Brampton A's	124-126 (OT)		L	19-13		Anthony Anderson (35)
2/10/2014	H	Moncton Miracles	106-102	W		20-13	1,667	Anthony Anderson (23)
2/15/2014	A	Halifax Rainmen	104-115		L	20-14		Anthony Anderson (20)

## WINDSOR EXPRESS GAME-BY-GAME

Date	H/A	Opponent	Score	W	L	Rec	Att	Leading Scorer
11/1/2013	H	London Lightning	115-103	W		1-0	1,260	Stefan Bonneau (31)
11/2/2013	A	Ottawa SkyHawks	113-105	W		2-0	2,600	Stefan Bonneau (30)
11/15/2013	A	London Lightning	84-108		L	2-1	2,909	Quinnel Brown (23)
11/17/2013	H	Brampton A's	93-77	W		3-1	451	Stefan Bonneau (27)
11/18/2013	A	Brampton A's	103-105		L	3-2	877	Chris Commons (33)
11/21/2013	H	The Island Storm	90-86	W		4-2	441	Chris Commons (21)
11/23/2013	H	London Lightning	93-97		L	4-3	942	DeAndre Thomas (22)
11/25/2013	A	Brampton A's	105-115		L	4-4	842	Stefan Bonneau (26)
11/29/2013	A	Ottawa SkyHawks	105-102	W		5-4	530	Stefan Bonneau (33)
12/1/2013	H	Ottawa SkyHawks	88-85	W		6-4	210	DeAndre Thomas (21), Quinnel Brown (21)
12/4/2013	A	Mississauga Power	102-85	W		7-4	139	DeAndre Thomas (27)
12/7/2013	A	London Lightning	117-111	W		8-4	3,189	Stefan Bonneau (32)
12/8/2013	H	Moncton Miracles	115-101	W		9-4	352	Stefan Bonneau (24)
12/11/2013	A	Mississauga Power	88-99		L	9-5	379	Darren Duncan (21)
12/12/2013	A	Halifax Rainmen	104-84	W		10-5	950	Quinnel Brown (21)
12/14/2013	A	Saint John Mill Rats	115-108	W		11-5	1,488	Stefan Bonneau (32)
12/16/2013	A	The Island Storm	91-103		L	11-6	1,062	Stefan Bonneau (23)
12/20/2013	H	Halifax Rainmen	98-91	W		12-6	340	Stefan Bonneau (27)
12/21/2013	H	Mississauga Power	108-101	W		13-6	314	Quinnel Brown (24)
12/28/2013	H	Ottawa SkyHawks	102-87	W		14-6	596	Chris Commons (29)
1/1/2014	A	London Lightning	82-93		L	14-7	2,979	Darren Duncan (16)
1/3/2014	H	Mississauga Power	101-91	W		15-7	356	Quinnel Brown (24)
1/5/2014	H	Mississauga Power	110-88	W		16-7	287	Chris Commons (27)
1/8/2014	A	Mississauga Power	105-87	W		17-7	226	Chris Commons (19), Dominique Buckley (19)
1/9/2014	A	Moncton Miracles	93-91	W		18-7	1,425	Quinnel Brown (21)
1/11/2014	H	Ottawa SkyHawks	88-86	W		19-7	677	Stefan Bonneau (34)
1/15/2014	H	London Lightning	86-78	W		20-7	2,800	Stefan Bonneau (21), Quinnel Brown (21)
1/18/2014	H	Brampton A's	118-106	W		21-7	696	Chris Commons (26)
2/6/2014	A	London Lightning	107-100	W		22-7	2,815	Stefan Bonneau (25)
2/7/2014	H	London Lightning	97-80	W		23-7	1,350	Stefan Bonneau (21), Quinnel Brown (21)
2/11/2014	A	Ottawa SkyHawks	113-103	W		24-7	3,560	Stefan Bonneau (20)
2/14/2014	H	Mississauga Power	119-114	W		25-7	650	Stefan Bonneau (24)
2/15/2014	A	Brampton A's	126-121 (2 OT)	W		26-7		Chris Commons (30)
2/16/2014	H	Brampton A's	96-101		L	26-8	498	Quinnel Brown (22)

## BRAMPTON A'S REGULAR SEASON PLAYER STATS

#	Player	GP	GS	MIN	AVG	FG	FGA	PCT	3P	3PA	.PCT	FTFTA	.PCTOR	DR	REBR/G	PF	A	TO	BLK	ST	PTS	P/G								
20	Cedric Moodie	34	25	1005	29.6	185	451	.410	86	224	.384	122	140	.871	43	199	242	7.1	87	132	100	10	50	578	17.0					
24	Cavell Johnson	34	21	871	25.6	201	424	.474	6	26	.231	73	140	.521	75	131	206	6.1	92	54	80	58	28	481	14.1					
13	Evaldas Zabas	33	28	920	27.9	167	361	.463	30	109	.275	110	134	.821	24	79	103	3.1	54	104	52	0	31	474	14.4					
12	Melvin Council	34	15	925	27.2	134	308	.435	46	111	.414	85	102	.833	34	72	106	3.1	70	89	51	2	27	399	11.7					
31	Flenard Whitfield	34	13	716	21.1	136	248	.548	1	4	.250	75	116	.647	76	137	213	6.3	118	47	48	15	19	348	10.2					
15	Kevin Francis	34	21	873	25.7	112	256	.438	24	60	.400	78	96	.813	69	126	195	5.7	79	46	39	19	22	326	9.6					
34	Scottie Haralson	34	10	739	21.7	102	249	.410	80	191	.419	8	10	.800	27	69	96	2.8	54	51	38	3	10	292	8.6					
4	Jameson Tipping	19	13	488	25.7	70	163	.429	36	93	.387	28	40	.700	21	78	99	5.2	68	45	51	6	20	204	10.7					
3	Jordan Hamilton	31	8	428	13.8	64	152	.421	28	87	.322	32	38	.842	19	46	65	2.1	44	30	27	6	11	188	6.1					
32	Steven Idlet	22	7	316	14.4	47	113	.416	0	4	.000	30	49	.612	26	59	85	3.9	65	22	25	9	7	124	5.6					
2	Brent Jennings	12	5	143	11.9	29	72	.403	7	23	.304	7	10	.700	4	10	14	1.2	17	9	11	1	3	72	6.0					
21	Jesse Tipping	30	2	258	8.5	22	57	.386	12	39	.308	5	5	1.000	12	44	56	1.9	23	12	26	0	5	61	2.0					
5	Rick Bodiford	6	2	37	6.2	9	14	.643	5	9	.556	0	0	.000	1	6	7	1.2	3	4	2	1	0	23	3.8					
10	Donald Johnson	2	0	60	30.0	8	20	.400	1	5	.200	4	6	.667	4	14	18	9.0	5	2	0	2	2	21	10.5					
10	Adrian Harrison	6	0	57	9.5	7	16	.438	0	5	.000	4	8	.500	3	10	13	2.2	13	0	3	0	2	18	3.0					
1	Dipanjoy Singh	9	0	32	3.6	4	11	.364	1	4	.250	0	0	.000	1	2	3	0.3	4	2	0	0	3	9	1.0					
1	Jasper Williams	2	0	31	15.5	2	10	.200	2	6	.333	2	2	1.000	0	3	3	1.5	5	3	2	0	1	8	4.0					
5	Desmond Wade	2	0	31	15.5	3	6	.500	1	3	.333	0	0	.000	0	1	1	0.5	8	6	1	0	3	7	3.5					
TEAM														35			225	260												16
Brampton A's		34	7930		1302		2931	.444		366	998	.367		664	897	.740		4741311	1785	52.5	811	658	572	132	252	3634	106.9			
Opponents		34	67468		1039323327		.4462236		6453	.34755827828		.7133849971913568		399.1	6318	5912	4839	1015	233928604	841.3										

## HALIFAX RAINMEN REGULAR SEASON PLAYER STATS

#	Player	GP	GS	MIN	AVG	FG	FGA	PCT	3P	3PA	.PCT	FTFTA	.PCTOR	DR	REBR/G	PF	A	TO	BLK	ST	PTS	P/G								
3	Juwan Cooley	33	30	1189	36.0	134	361	.371	48	157	.306	110	126	.873	11	102	113	3.4	126	220	100	1	97	426	12.9					
8	Jason Williams	24	18	776	32.3	134	295	.454	18	52	.346	79	93	.849	55	88	143	6.0	72	79	63	5	23	365	15.2					
32	Raven Barber	34	19	836	24.6	146	282	.518	0	0	.000	67	106	.632	61	96	157	4.6	62	21	38	13	5	359	10.6					
42	Tim Parham	34	29	960	28.2	147	277	.531	1	1	1.000	64	140	.457	118	236	354	10.4	93	20	69	37	15	359	10.6					
1	George Goode	29	11	657	22.7	142	311	.457	18	69	.261	46	69	.667	60	91	151	5.2	80	27	49	23	20	348	12.0					
2	Olumuyiwa Famutimi	22	14	670	30.5	123	282	.436	22	71	.310	37	46	.804	37	107	144	6.5	54	58	49	4	32	305	13.9					
23	Chris Matthews	13	0	369	28.4	74	174	.425	29	80	.362	18	19	.947	5	23	28	2.2	25	8	20	0	12	195	15.0					
8	Stephen Sir	12	11	411	34.3	58	146	.397	31	82	.378	9	10	.900	10	35	45	3.8	23	19	27	0	6	156	13.0					
12	Cheyne Gadson	12	9	287	23.9	53	114	.465	12	26	.462	24	30	.800	5	23	28	2.3	19	41	33	1	10	142	11.8					
23	David Lawrence	14	12	383	27.3	51	112	.455	16	54	.296	11	18	.611	16	41	57	4.1	45	19	18	9	9	129	9.2					
5	Malcolm Grant	7	0	193	27.6	30	75	.400	10	20	.500	21	24	.875	5	5	10	1.4	5	29	15	0	4	91	13.0					
21	Oludamilola Sapara	22	5	383	17.4	32	92	.348	1	19	.053	16	31	.516	14	48	62	2.8	38	36	31	6	14	81	3.7					
28	Robert Nortmann	22	3	188	8.5	25	51	.490	0	0	.000	12	28	.429	21	27	48	2.2	30	2	12	4	7	62	2.8					
5	William Funn	7	1	161	23.0	18	33	.545	0	2	.000	12	18	.667	5	15	20	2.9	9	27	15	0	6	48	6.9					
15	Ivan Harris	5	1	120	24.0	16	47	.340	10	29	.345	6	9	.667	3	15	18	3.6	6	3	7	1	2	48	9.6					
5	Brock Gillespie	4	3	139	34.8	16	42	.381	6	18	.333	4	4	1.000	2	6	8	2.0	6	9	10	0	0	42	10.5					
5	Anthony Moody	7	1	99	14.1	14	28	.500	9	14	.643	2	5	.400	3	4	7	1.0	8	9	9	1	7	39	5.6					
1	Brian Addison	2	0	45	22.5	10	23	.435	0	1	.000	1	5	.200	10	4	14	7.0	11	0	4	0	4	21	10.5					
4	Dane Johnson	5	1	80	16.0	8	21	.381	1	1	1.000	4	8	.500	7	15	22	4.4	15	7	8	5	3	21	4.2					
6	Tyler Richards	8	1	92	11.5	7	28	.250	4	18	.222	1	3	.333	1	7	8	1.0	8	8	7	0	4	19	2.4					
12	Clifford Clinkscales	2	1	75	37.5	7	19	.368	0	2	.000	3	4	.750	1	8	9	4.5	6	13	5	0	3	17	8.5					
2	Kaylone Riley	5	0	65	13.0	4	7	.571	0	1	.000	1	7	.143	6	9	15	3.0	10	2	2	1	0	9	1.8					
5	Abe Toulani	3	0	25	8.3	1	4	.250	0	1	.000	2	2	1.000	0	1	1	0.3	4	0	0	0	0	4	1.3					
7	Dwight Tolbert	2	0	8	4.0	0	1	.000	0	0	.000	1	2	.500	0	0	0	0.0	0	0	0	0	0	1	0.5					
TEAM														58			125	183												18
Halifax Rainmen		34	8211		1250		2825	.442		236	718	.329		551	807	.683		5141131	1645	48.4	759	658	609	112	285	3287	96.7			
Opponents		34	67187		1044523433		.4462366		6733	.35156957918		.7193809989913708		403.2	6370	5912	4802	1035	230628951	851.5										

## THE ISLAND STORM REGULAR SEASON PLAYER STATS

#	Player	GP	GS	MIN	AVG	FG	FGA	PCT	3P	3PA	.PCT	FTFTA	.PCTOR	DR	REBR/G	PF	A	TO	BLK	ST	PTS	P/G															
5	Antonio Ballard	33	33	1164	35.3	254	490	.518	40	110	.364	196	239	.820	121	200	321	9.7	68	68	74	9	45	744	22.5												
12	Greg Plummer	21	20	595	28.3	104	243	.428	51	124	.411	38	44	.864	18	61	79	3.8	54	50	41	3	37	297	14.1												
3	Adrian Moss	24	7	632	26.3	102	237	.430	45	109	.413	32	46	.696	8	46	54	2.3	61	133	49	0	32	281	11.7												
1	Shawn Vanzant	32	8	735	23.0	98	218	.450	36	78	.462	44	61	.721	6	34	40	1.3	40	76	34	1	30	276	8.6												
10	Al Stewart	24	24	675	28.1	88	174	.506	7	21	.333	68	97	.701	33	64	97	4.0	54	149	41	1	60	251	10.5												
50	Steve Tchiengang	31	23	793	25.6	84	180	.467	4	18	.222	60	88	.682	78	122	200	6.5	100	30	66	14	30	232	7.5												
21	Nick Okorie	13	12	401	30.8	82	194	.423	27	80	.338	40	49	.816	8	24	32	2.5	30	55	24	2	11	231	17.8												
33	Dwayne Smith	34	0	489	14.4	82	187	.439	2	23	.087	33	57	.579	48	72	120	3.5	43	16	37	11	10	199	5.9												
21	Amani Daanish	21	8	505	24.0	65	184	.353	20	68	.294	25	38	.658	42	54	96	4.6	36	27	37	6	22	175	8.3												
11	Jeremy Williams	22	9	417	19.0	57	143	.399	16	48	.333	44	54	.815	34	62	96	4.4	63	28	28	17	14	174	7.9												
15	Semaj Inge	20	6	406	20.3	51	123	.415	6	23	.261	62	90	.689	33	42	75	3.8	48	29	42	6	13	170	8.5												
15	Ed Jones	13	8	301	23.2	50	117	.427	24	59	.407	14	24	.583	22	35	57	4.4	26	19	22	3	10	138	10.6												
25	Antoine Tisby	10	9	224	22.4	41	90	.456	0	1	.000	22	39	.564	17	41	58	5.8	17	6	18	4	4	104	10.4												
13	Antwi Atuahene	16	3	275	17.2	30	79	.380	7	20	.350	27	36	.750	13	26	39	2.4	30	35	28	3	5	94	5.9												
3	Derek Coleman	9	0	201	22.3	12	43	.279	8	25	.320	18	27	.667	3	23	26	2.9	15	39	11	0	7	50	5.6												
20	Doug McKinney	20	0	108	5.4	13	37	.351	5	18	.278	7	8	.875	12	13	25	1.3	15	6	5	1	2	38	1.9												
24	Ashton Graham	12	0	65	5.4	16	34	.471	2	7	.286	3	7	.429	0	3	3	0.3	2	4	3	0	2	37	3.1												
25	Bilal Dixon	4	0	64	16.0	7	19	.368	0	1	.000	5	8	.625	10	12	22	5.5	10	0	8	6	0	19	4.8												
25	Nick Evans	5	0	63	12.6	7	17	.412	0	0	.000	3	6	.500	5	8	13	2.6	16	1	4	2	1	17	3.4												
25	Phil Jones	4	0	31	7.8	1	4	.250	0	0	.000	0	2	.000	4	6	10	2.5	5	1	3	3	0	2	0.5												
TEAM																																					
The Island Storm														34		8144		1244	2813	.442	300	833	.360	741	1020	.726	553	1085	1638	48.2	734	772	597	92	336	3529	103.8
Opponents														34		67254		10451	23445	.446	2302	6618	.348	5505	7705	.714	3770	9945	13715	403.4	6395	5798	4814	1055	2255	28709	844.4

## LONDON LIGHTNING REGULAR SEASON PLAYER STATS

#	Player	GP	GS	MIN	AVG	FG	FGA	PCT	3P	3PA	.PCT	FTFTA	.PCTOR	DR	REBR/G	PF	A	TO	BLK	ST	PTS	P/G															
15	Garrett Williamson	36	35	1335	37.1	223	431	.517	18	49	.367	216	275	.785	50	94	144	4.0	81	137	97	24	46	680	18.9												
45	Marvin Phillips	30	29	953	31.8	174	386	.451	42	139	.302	79	101	.782	100	201	301	10.0	83	55	56	28	37	469	15.6												
4	Elvin Mims	36	21	992	27.5	163	386	.422	7	44	.159	55	80	.688	75	183	258	7.2	95	58	45	41	42	388	10.8												
5	Tony Bennett	23	23	824	35.8	141	325	.434	41	123	.333	41	63	.651	14	57	71	3.1	79	135	60	4	40	364	15.8												
23	Tim Ellis	32	29	1061	33.2	125	248	.504	2	16	.125	35	49	.714	90	127	217	6.8	75	86	45	13	45	287	9.0												
1	Maurice Bolden	29	15	404	13.9	76	180	.422	12	40	.300	54	71	.761	35	75	110	3.8	55	32	33	15	15	218	7.5												
22	Jaytornah Wisseh	16	1	382	23.9	61	138	.442	21	47	.447	44	55	.800	11	36	47	2.9	26	85	43	0	13	187	11.7												
13	Stephen McDowell	15	1	329	21.9	66	150	.440	31	72	.431	19	27	.704	7	20	27	1.8	20	32	20	2	18	182	12.1												
33	Greg Surmacz	26	4	441	17.0	70	163	.429	23	62	.371	17	27	.630	20	66	86	3.3	51	28	10	11	11	180	6.9												
8	Jason Forte	15	1	380	25.3	68	148	.459	8	33	.242	31	53	.585	31	67	98	6.5	42	26	28	4	8	175	11.7												
3	Darin Mercy	22	2	320	14.5	43	122	.352	24	74	.324	25	34	.735	10	24	34	1.5	34	16	23	3	4	135	6.1												
44	Jermaine Johnson	5	5	136	27.2	27	42	.643	0	1	.000	28	38	.737	14	18	32	6.4	16	7	12	2	2	82	16.4												
25	Gabe Freeman	6	3	114	19.0	25	64	.391	2	8	.250	28	32	.875	13	23	36	6.0	22	7	9	5	8	80	13.3												
10	Antwi Atuahene	12	2	172	14.3	21	53	.396	5	9	.556	23	30	.767	6	14	20	1.7	21	30	21	0	10	70	5.8												
11	James Millen	24	2	230	9.6	21	71	.296	3	9	.333	11	16	.688	6	16	22	0.9	18	16	13	3	6	56	2.3												
30	Eric Frederick	7	1	87	12.4	18	41	.439	3	17	.176	7	9	.778	4	12	16	2.3	7	10	11	0	5	46	6.6												
12	Curtis Withers	4	0	56	14.1	11	24	.458	0	0	.000	13	16	.813	3	7	10	2.5	11	2	7	0	1	35	8.8												
3	Raheem Singleton	10	10	128	12.8	10	26	.385	3	8	.375	8	14	.571	4	11	15	1.5	13	15	12	2	5	31	3.1												
10	Dwight McCombs	5	0	78	15.6	9	19	.474	0	0	.000	10	14	.714	6	14	20	4.0	14	2	10	4	0	28	5.6												
5	Maurice Carter	3	0	30	10.0	3	11	.273	0	1	.000	2	2	1.000	0	3	3	1.0	4	2	2	0	1	8	2.7												
34	AlLonzo Coleman	2	0	17	8.5	2	5	.400	0	0	.000	1	2	.500	1	1	2	1.0	1	0	1	0	0	5	2.5												
22	Zane Johnson	4	0	37	9.3	2	7	.286	0	3	.000	0	2	.000	1	3	4	1.0	3	1	1	1	0	4	1.0												
20	Harouna Mutombo	6	0	24	4.0	0	2	.000	0	1	.000	0	0	.000	0	0	0	0.0	5	1	1	0	1	0	0.0												
TEAM																																					
London Lightning														36		8530		1359	3045	.446	245	757	.324	749	1012	.740	507	1182	1689	46.9	777	783	574	163	321	3712	103.1
Opponents														36		66868		10336	23213	.445	2357	6694	.352	5497	7713	.713	3816	9848	13664	379.6	6352	5787	4837	984	2270	28526	792.4



## MISSISSAUGA POWER REGULAR SEASON PLAYER STATS

#	Player	GP	GS	MIN	AVG	FG	FGA	PCT	3P	3PA	.PCT	FTFTA	.PCTOR	DR	REBR/G	PF	A	TO	BLK	ST	PTS	P/G																
2	Morgan Lewis	35	30	1147	32.8	208	473	.440	52	163	.319	85	111	.766	26	225	251	7.2	115	119	75	6	38	553	15.8													
10	Dwight McCombs	33	31	1055	32.0	157	328	.479	1	5	.200	126	197	.640	82	184	266	8.1	86	32	82	39	10	441	13.4													
23	Nick Okorie	25	24	836	33.4	159	360	.442	52	141	.369	60	77	.779	14	61	75	3.0	70	87	76	8	27	430	17.2													
4	Kirk Williams Jr	34	8	854	25.1	170	362	.470	23	73	.315	65	121	.537	60	82	142	4.2	124	45	70	5	37	428	12.6													
11	Alex Johnson	37	24	1082	29.2	118	341	.346	44	140	.314	76	104	.731	24	88	112	3.0	64	214	75	0	42	356	9.6													
24	William "Bo" Harris	28	25	782	27.9	96	229	.419	16	72	.222	56	85	.659	35	121	156	5.6	85	108	61	14	32	264	9.4													
15	Thijin Moses	28	5	394	14.1	63	144	.438	44	99	.444	24	31	.774	6	30	36	1.3	19	22	14	10	8	194	6.9													
3	Tyler Murray	26	5	627	24.1	62	157	.395	32	87	.368	14	16	.875	12	67	79	3.0	32	99	33	3	24	170	6.5													
22	Mark Gomillia	22	3	376	17.1	62	120	.517	7	14	.500	25	30	.833	23	10	33	1.5	48	24	29	5	10	156	7.1													
42	Shamus Ferguson	36	13	516	14.3	59	94	.628	0	0	.000	11	26	.423	52	66	118	3.3	94	11	27	28	12	129	3.6													
23	Greg Plummer	5	4	184	36.8	36	81	.444	9	28	.321	16	20	.800	4	22	26	5.2	15	19	13	2	11	97	19.4													
5	Eric Petty Jr	16	1	213	13.3	35	62	.565	0	5	.000	16	29	.552	24	34	58	3.6	20	11	15	2	6	86	5.4													
16	Lavione West	26	1	240	9.2	27	67	.403	2	7	.286	18	27	.667	10	13	23	0.9	24	11	17	3	5	74	2.8													
10	Jushay Rockett	3	0	79	26.3	18	32	.563	4	13	.308	7	10	.700	3	14	17	5.7	11	4	2	1	4	47	15.7													
45	Charles Okwandu	14	4	99	7.1	20	45	.444	0	0	.000	1	4	.250	7	12	19	1.4	27	3	13	3	2	41	2.9													
3	Ashton Smith	11	2	130	11.8	15	29	.517	1	6	.167	6	10	.600	0	11	11	1.0	15	15	12	0	6	37	3.4													
9	George Williams	4	0	64	16.0	9	26	.346	5	13	.385	8	10	.800	2	11	13	3.3	10	1	5	1	2	31	7.8													
21	Daryl McCoy	6	4	88	14.7	13	29	.448	0	0	.000	3	5	.600	9	11	20	3.3	9	8	9	0	1	29	4.8													
23	David Seagers	4	1	78	19.5	8	23	.348	0	3	.000	2	4	.500	4	4	8	2.0	11	11	3	1	2	18	4.5													
21	Dusan Virijevic	4	0	22	5.5	4	8	.500	1	2	.500	0	0	.000	1	9	10	2.5	9	2	4	2	0	9	2.3													
TEAM														16	217	233		21																				
Mississauga Power			37	8866	1340	3012	.445	293	872	.336	620	919	.675	414	1292	1706	46.1	892	846	656	133	281	3593	97.1														
Opponents			37	66532	10355	23246	.445	2309	6579	.351	5626	7806	.721	3909	9738	13647	368.8	6237	5724	4755	1014	2310	28645	774.2														

## MONCTON MIRACLES REGULAR SEASON PLAYER STATS

#	Player	GP	GS	MIN	AVG	FG	FGA	PCT	3P	3PA	.PCT	FTFTA	.PCTOR	DR	REBR/G	PF	A	TO	BLK	ST	PTS	P/G																	
23	Johnny Mayhane	35	31	1323	37.8	237	635	.373	116	320	.362	168	197	.853	23	108	131	3.7	86	71	104	3	57	758	21.7														
22	Trayvon Lathan	32	22	1033	32.3	215	450	.478	2	25	.080	86	142	.606	86	153	239	7.5	92	144	122	25	49	518	16.2														
24	Stanley Robinson	28	23	892	31.9	173	368	.470	5	37	.135	69	116	.595	76	151	227	8.1	42	37	63	23	29	420	15.0														
5	Jermaine Dailey	35	24	1073	30.7	134	260	.515	1	4	.250	61	78	.782	75	133	208	5.9	70	39	46	16	23	330	9.4														
55	Oliver McNally	27	15	782	29.0	81	188	.431	25	74	.338	101	115	.878	13	87	100	3.7	68	142	54	1	38	288	10.7														
7	Sylvania Watkins	27	22	644	23.8	92	213	.432	6	16	.375	43	101	.426	41	87	128	4.7	102	55	61	18	27	233	8.6														
34	Travis George	24	11	545	22.7	80	194	.412	1	1	1.000	63	123	.512	68	109	177	7.4	85	17	43	26	11	224	9.3														
14	Alex DesRoches	35	5	724	20.7	85	190	.447	20	57	.351	32	47	.681	42	74	116	3.3	41	45	51	3	27	222	6.3														
30	Cordell Jeanty	23	0	361	15.7	56	112	.500	0	0	.000	37	47	.787	29	44	73	3.2	36	24	21	6	8	149	6.5														
44	Brandon Webster	20	11	356	17.8	48	106	.453	0	0	.000	25	43	.581	46	52	98	4.9	33	6	39	13	3	121	6.0														
3	Cornelius Vines	8	3	166	20.8	23	76	.303	5	33	.152	19	33	.576	7	13	20	2.5	24	26	17	1	6	70	8.8														
30	Jamil Terrell	16	6	305	19.1	25	77	.325	0	0	.000	19	31	.613	15	42	57	3.6	54	17	24	8	3	69	4.3														
34	Dominique Buckley	3	2	68	22.7	12	35	.343	8	18	.444	7	8	.875	2	8	10	3.3	7	8	9	1	2	39	13.0														
10	Anto Raic	9	0	92	10.2	11	29	.379	6	16	.375	1	2	.500	9	13	22	2.4	13	7	8	1	0	29	3.2														
50	Alex Jacobson	3	0	44	14.7	4	12	.333	0	0	.000	0	1	.000	5	11	16	5.3	7	4	4	1	1	8	2.7														
	Quin Humphrey	1	0	21	21.0	3	8	.375	1	4	.250	0	0	.000	0	5	5	5.0	0	2	0	0	1	7	7.0														
TEAM														54	161	215		27																					
Moncton Miracles			35	8430	1279	2956	.433	196	605	.324	731	1084	.674	591	1251	1842	52.6	768	644	693	146	286	3485	99.6															
Opponents			35	66969	10416	23302	.447	2406	6846	.351	5515	7641	.722	3732	9779	13511	386.0	6361	5926	4718	1001	2305	28753	821.5															

## OTTAWA SKYHAWKS REGULAR SEASON PLAYER STATS

#	Player	GP	GS	MIN	AVG	FG	FGA	PCT	3P	3PA	.PCT	FTFTA	.PCTOR	DR	REBR/G	PF	A	TO	BLK	ST	PTS	P/G																	
44	Ryan Anderson	37	36	1320	35.7	199	526	.378	107	289	.370	164	193	.850	35	278	313	8.5	140	153	89	9	67	669	18.1														
15	Justin Tubbs	36	30	1180	32.8	226	440	.514	78	193	.404	90	141	.638	58	125	183	5.1	127	59	99	6	36	620	17.2														
3	Jerice Crouch	38	37	1320	34.7	171	476	.359	63	202	.312	110	140	.786	15	82	97	2.6	75	225	99	1	33	515	13.6														
7	Tirrell Baines	37	35	963	26.0	180	404	.446	13	51	.255	91	153	.595	99	127	226	6.1	76	25	63	20	24	464	12.5														
5	Jermaine Johnson	32	29	931	29.1	170	292	.582	0	1	.000	98	146	.671	106	140	246	7.7	104	39	70	17	25	438	13.7														
20	Mike Rose	38	3	894	23.5	136	345	.394	62	166	.373	37	47	.787	27	93	120	3.2	35	61	55	5	26	371	9.8														
4	Fred Sturdivant	36	3	721	20.0	125	222	.563	0	12	.000	39	72	.542	69	136	205	5.7	59	20	42	49	23	289	8.0														
14	Stefan Welsh	15	1	334	22.3	74	163	.454	2	6	.333	30	41	.732	12	29	41	2.7	28	53	25	3	20	180	12.0														
12	Jamie Vanderbeken	31	10	433	14.0	52	113	.460	38	78	.487	2	4	.500	13	68	81	2.6	74	22	16	17	3	144	4.6														
32	Eric Kibi	27	8	424	15.7	56	115	.487	0	1	.000	15	40	.375	47	81	128	4.7	54	10	22	7	13	127	4.7														
14	Jamal Crook	9	1	148	16.4	22	68	.324	6	24	.250	17	30	.567	4	10	14	1.6	16	22	18	2	8	67	7.4														
22	Bol Kong	24	1	204	8.5	17	48	.354	5	19	.263	5	8	.625	13	17	30	1.3	17	10	12	0	10	44	1.8														
25	Jassonn Hannibal	3	0	27	9.0	3	4	.750	0	0	.000	1	4	.250	1	5	6	2.0	7	1	5	0	1	7	2.3														
25	Manock Lual	1	0	5	5.0	0	3	.000	0	0	.000	1	2	.500	1	0	1	1.0	1	0	2	0	0	1	1.0														
22	Demetrius Jemison	4	0	17	4.3	0	1	.000	0	0	.000	0	0	.000	0	1	1	0.3	3	0	2	0	0	0	0.0														
TEAM														22	206	228		31																					
Ottawa SkyHawks			38	8921	1431	3222	.444	374	1042	.359	700	1021	.686	522	1398	1920	50.5	819	700	650	136	293	3936	103.6															
Opponents			38	66477	10264	23036	.446	2228	6409	.348	5546	7704	.720	3801	9632	13433	353.5	6310	5870	4761	1011	2298	28302	744.8															

## SAINT JOHN MILL RATS REGULAR SEASON PLAYER STATS

#	Player	GP	GS	MIN	AVG	FG	FGA	PCT	3P	3PA	.PCT	FTFTA	.PCTOR	DR	REBR/G	PF	A	TO	BLK	ST	PTS	P/G									
12	Anthony Anderson	34	34	1459	42.9	279	604	.462	101	274	.369	171	219	.781	39	138	177	5.2	68	200	77	7	50	830	24.4						
34	Tyrone Levett	33	33	1124	34.1	176	383	.460	72	174	.414	118	134	.881	43	169	212	6.4	117	67	45	20	33	542	16.4						
21	Doug Herring Jr	34	30	1184	34.8	184	431	.427	49	120	.408	119	161	.739	33	147	180	5.3	80	154	68	5	63	536	15.8						
24	Jermaine Blackburn	32	31	1021	31.9	163	323	.505	17	57	.298	108	124	.871	29	111	140	4.4	93	93	73	16	34	451	14.1						
41	Casey Love	26	18	617	23.7	108	234	.462	1	3	.333	37	52	.712	35	76	111	4.3	99	23	54	12	8	254	9.8						
22	Chris Matthews	20	1	439	21.9	90	194	.464	41	98	.418	26	31	.839	7	39	46	2.3	24	32	23	0	6	247	12.4						
11	Raheem Singleton	21	7	585	27.9	63	149	.423	12	40	.300	97	119	.815	23	35	58	2.8	48	73	38	1	13	235	11.2						
20	Eric Crookshank	17	1	361	21.2	56	90	.622	0	1	.000	4	16	.250	44	56	100	5.9	49	8	10	13	12	116	6.8						
11	Will Blalock	10	9	363	36.3	38	74	.514	16	29	.552	16	25	.640	1	45	46	4.6	24	57	15	3	13	108	10.8						
10	Ashton Smith	21	1	219	10.4	27	81	.333	10	29	.345	10	18	.556	2	34	36	1.7	26	34	19	0	12	74	3.5						
42	Modibo Diarra	22	3	285	13.0	24	53	.453	0	0	.000	5	7	.714	24	38	62	2.8	61	8	14	6	3	53	2.4						
33	Alex Jackson	10	1	106	10.6	10	22	.455	1	3	.333	17	23	.739	12	13	25	2.5	19	2	6	0	2	38	3.8						
23	Lawrence Wright	2	0	41	20.5	7	20	.350	3	7	.429	3	4	.750	4	5	9	4.5	2	1	6	2	1	20	10.0						
35	Damian Gay	16	0	110	6.9	7	23	.304	0	2	.000	5	7	.714	5	14	19	1.2	31	4	9	0	2	19	1.2						
23	Robert Curtis	2	0	39	19.5	8	12	.667	0	0	.000	2	9	.222	6	4	10	5.0	8	0	6	0	0	18	9.0						
10	Dane Smith	10	0	48	4.8	5	13	.385	0	2	.000	7	13	.538	7	5	12	1.2	6	1	3	0	1	17	1.7						
	Amani Daanish	1	0	17	17.0	2	10	.200	0	4	.000	4	5	.800	1	3	4	4.0	1	2	1	1	0	8	8.0						
00	Jonas Pierre	8	0	66	8.3	4	6	.667	0	0	.000	0	0	.000	6	8	14	1.8	14	5	3	4	8	8	1.0						
33	Damian Eargle	1	0	11	11.0	3	8	.375	0	0	.000	2	2	1.000	4	3	7	7.0	2	1	1	1	0	8	8.0						
33	Eric Petty Jr	3	0	22	7.3	2	5	.400	0	0	.000	1	2	.500	2	1	3	1.0	6	0	3	1	1	5	1.7						
00	Mike Luby	4	1	30	7.5	2	6	.333	0	0	.000	0	0	.000	1	1	2	0.5	4	0	2	0	0	4	1.0						
23	Mike Anderson	5	0	20	4.0	0	6	.000	0	3	.000	0	0	.000	0	0	0	0.0	3	3	0	0	0	0	0.0						
TEAM														21		270	291														
Saint John Mill Rats		34		8167		1259	2750	.458	323	847	.381	752	971	.774	349	1215	1564	46.0	788	768	497	93	264	3593	105.7						
Opponents		34		67232		104362	3508	.444	2279	6604	.345	5494	7754	.709	3974	9815	13789	405.6	6341	5802	4914	1054	2327	28645	842.5						

## WINDSOR EXPRESS REGULAR SEASON PLAYER STATS

#	Player	GP	GS	MIN	AVG	FG	FGA	PCT	3P	3PA	.PCT	FTFTA	.PCTOR	DR	REBR/G	PF	A	TO	BLK	ST	PTS	P/G									
5	Stefan Bonneau	33	29	1239	37.5	239	485	.493	87	193	.451	188	211	.891	62	103	165	5.0	56	149	78	4	44	753	22.8						
24	Chris Commons	32	31	1210	37.8	235	515	.456	38	135	.281	81	118	.686	45	165	210	6.6	104	84	82	42	29	589	18.4						
15	Quinnel Brown	32	30	1250	39.1	210	455	.462	43	133	.323	69	100	.690	38	195	233	7.3	82	77	84	19	41	532	16.6						
12	Darren Duncan	31	26	1138	36.7	124	284	.437	38	104	.365	169	202	.837	16	120	136	4.4	80	264	88	5	57	455	14.7						
2	DeAndre Thomas	32	27	767	24.0	141	291	.485	1	1	1.000	91	144	.632	72	141	213	6.7	117	33	70	21	31	374	11.7						
10	Kevin Loiselle	33	10	885	26.8	101	197	.513	2	17	.118	61	111	.550	72	160	232	7.0	141	38	55	25	34	265	8.0						
11	Papa Oppong	34	10	717	21.1	81	212	.382	36	119	.303	33	41	.805	20	72	92	2.7	53	37	38	4	26	231	6.8						
33	Erik Parker	32	6	374	11.7	34	81	.420	2	8	.250	18	23	.783	33	38	71	2.2	66	9	10	7	1	88	2.8						
14	Dominique Buckley	14	1	178	12.7	24	66	.364	19	45	.422	7	8	.875	3	14	17	1.2	17	21	22	1	3	74	5.3						
23	DeAndre Hall	19	0	183	9.6	17	48	.354	0	7	.000	10	16	.625	6	17	23	1.2	27	14	5	1	4	44	2.3						
44	George Goode	6	0	85	14.2	10	22	.455	1	3	.333	4	10	.400	7	17	24	4.0	12	3	6	7	0	25	4.2						
44	Nick Evans	10	0	78	7.8	9	23	.391	0	1	.000	1	4	.250	5	14	19	1.9	18	1	10	4	1	19	1.9						
22	Paul Williams	10	0	60	6.0	5	19	.263	2	11	.182	6	6	1.000	3	9	12	1.2	4	5	4	0	1	18	1.8						
4	Jason Dawson	2	0	9	4.5	1	2	.500	0	0	.000	0	0	.000	0	0	0	0.0	0	5	0	0	0	2	1.0						
14	Tommy Freeman	3	0	15	5.0	0	1	.000	0	0	.000	0	0	.000	0	0	0	0.0	2	0	0	0	1	0	0.0						
32	R.J. Wells	10	1	13	1.3	0	3	.000	0	2	.000	0	0	.000	2	1	3	0.3	2	1	2	0	0	0	0.0						
40	Terance Licorish	1	0	0	0.0	0	0	.000	0	0	.000	0	0	.000	0	0	0	0.0	0	0	0	0	0	0	0.0						
TEAM														15		99	114														
Windsor Express		34		8200		1231	2704	.455	269	779	.345	738	994	.742	399	1165	1564	46.0	781	741	563	140	273	3469	102.0						
Opponents		34		67198		104642	3554	.444	2333	6672	.350	5508	7731	.712	3924	9865	13789	405.6	6348	5829	4848	1007	2318	28769	846.1						

## NATIONAL BASKETBALL LEAGUE OF CANADA LEAGUE OFFICE CONTACT INFORMATION

 <p><b>National Basketball League of Canada</b></p>	<p><b>Executive Offices</b></p> <p>120 Eglinton Avenue East, 8th Floor Toronto, Ont. M4P 1E2 PHONE: (416)-322-5188 FAX: (416)-322-6371 <a href="mailto:info@nblcanada.ca">info@nblcanada.ca</a> Connect with us: <a href="http://www.nblcanada.ca">www.nblcanada.ca</a> <a href="http://www.twitter.com/nblcanda">www.twitter.com/nblcanda</a></p>	 <p><b>Ligue nationale de basketball du Canada</b></p>
--	--	---

