



THE NATIONAL BASKETBALL LEAGUE OF CANADA WEEKLY REPORT

Volume 3, Issue 17

February 23, 2014

GAMES PLAYED

Mon. Feb. 17

Brampton 114, London 96
The Island 105, Saint John 97
Halifax 99, Moncton 89

Thu. Feb. 20

London 102, Saint John 92
Windsor 110, Mississauga 102

Fri. Feb. 21

Saint John 101, Windsor 95

Sat. Feb. 22

Windsor 106, Brampton 87
London 111, The Island 101
Halifax 110, Moncton 99

Sun. Feb. 23

Saint John 107, Halifax 96

ATLANTIC DIVISION

Team	W	L	.PCT	GB
Saint John	22	16	.579	--
The Island	21	15	.583	--
Moncton	12	25	.324	9.5
Halifax	10	27	.270	11.5

CENTRAL DIVISION

Team	W	L	.PCT	GB
Windsor	28	9	.757	--
Brampton	23	13	.638	4.5
London	23	16	.590	6
Ottawa	20	18	.526	8.5
Mississauga	9	29	.237	19.5

UPCOMING GAMES (all times local)

Mon. Feb. 24

Halifax at Moncton 7:00 PM AST
The Island at Brampton 7:00 PM EST
Windsor at Ottawa 7:30PM EST
(game played in Gatineau, Que.)

Tue. Feb. 25

The Island at Mississauga 7:00 PM EST
Windsor at Brampton 7:00 PM EST
(game played in Orangeville, Ont.)

Wed. Feb. 26

The Island at Halifax 7:00 PM AST
Moncton at Saint John 7:00 PM AST

Thu. Feb. 27

Saint John at Moncton 7:00 PM AST
The Island at Halifax 7:00 PM AST
Brampton at Mississauga 7:00 PM EST

Fri. Feb. 28




Ottawa at Windsor 7:00 PM EST
London at Brampton 7:00 PM EST

END REGULAR SEASON

All content Copyright © 2014 · National Basketball League of Canada. All Rights Reserved.
"The National Basketball League of Canada Weekly Report" is edited by Chuck Miller.



NBL TEAM REPORTS

<p>Brampton A's 7575 Kennedy Road S. Brampton ON L6W 4T2 Phone: (519) 943-0781 Fax: (519) 940-3730 Head Coach: David Magley Home Arena: Powerade Centre bramptonas.ca</p> 	<p>Brampton started out the week with a Monday afternoon battle at the Budweiser Gardens; but in their 114-96 loss to the London Lightning, Evaldas Zabas was the A's top scorer with 18 points. Kevin Francis finished with a double-double of 15 points and 11 rebounds for the A's.</p> <p>On Saturday night, Brampton had one final chance to catch up to Windsor for the Central Division title, with both teams playing that night. Unfortunately for the A's, they fell short 106-87, with Cedric Moodie's 13 points being the top scorer for Brampton. Scottie Haralson (12), Cavell Johnson (11) and Brent Jennings (10) were the only players to score in double figures for the A's. Kevin Francis and Donald Johnson had 11 and 10 rebounds, respectively.</p>
<p>Halifax Rainmen 1888 Brunswick Street, Suite 611 Halifax, Nova Scotia B3J 3J8 Phone: (902) 444-RAIN, (902) 444-7246 Fax: 1-866-424-4267 Head Coach: Craig Hodges Home arena: Halifax MetroCentre rainmenbasketball.ca</p> 	<p>The Halifax Rainmen are clawing their way out of the #4 seed in the NBL's Atlantic Division, thanks to a Monday evening 99-89 road victory over the Moncton Miracles. Olumuyiwa Famutimi had the hot scoring hand for Halifax, with 20 points on 6-for-19 shooting, including a trio of three-pointers. Jason Williams and Tim Parham garnered 18 points apiece; Parham also pulled down 16 rebounds.</p> <p>Another win on Saturday, this time a 110-99 victory over Moncton at home, gave the Rainmen their first three-game winning streak of the season. The top scorer for Halifax was Jason Williams, who accounted for 28 points and 11 rebounds. Tim Parham also had a double-double, he scored 12 points and pulled down 10 boards.</p> <p>But their chance of leaving the Atlantic Division cellar were dashed by the Saint John Mill Rats, who defeated the Rainmen 107-96 on Sunday afternoon. Jason Williams achieved 30 team-high points for Halifax, while Jajuan Cooley (19) and Tim Parham (18) also scored in double figures for the Rainmen. Clifford Clinkscales handed out 10 assists to go with his 11 points.</p>
<p>The Island Storm 46 Kensington Rd. Charlottetown, PEI C1A 5H7 Phone: (902) 629-6600 Fax: (902) 629-6650 Head Coach: Joseph Salerno Home Venue: EastLink Arena stormbasketball.ca</p> 	<p>Joe Salerno's team have fought their way back to the top of the NBL's Atlantic Division, and on Islander Day the Storm achieved a triumph over the Saint John Mill Rats 107-95, with Adrian Moss leading the way with 20 points. Steve Tchiengang (16 pts, 10 rebs) and Antonio Ballard (16 pts, 15 rebs) achieved double-doubles for the Islanders, who now take the Atlantic Division lead.</p> <p>The Storm's hopes of clinching the Atlantic Division title, however, had to wait after the London Lightning defeated the Charlottetowners 111-101 at Budweiser Gardens on Saturday night. Antonio Ballard was the top scorer for the Storm with 22 points, while Nick Okorie and Casey Love had 16 and 14 points, respectively. Adrian Moss dished out 10 assists.</p>

**London
Lightning**

358 Horton Street E.
London, Ontario N6B
1L7

Phone: (519) 433-
0634

Fax: (519) 433-9849

Head Coach: Micheal Ray Richadson

Home arena: Budweiser Gardens

lightningbasketball.ca



It was Family Day at the Budweiser Gardens, and an NBL Canada league record of 7,396 fans squeezed into the arena to watch Garrett Williamson drill 30 points en route to a 114-96 London victory over the Brampton A's. Williamson had a double-double with 10 assists, and was only three rebounds short of a triple-double. Stephen McDowell came off the bench to score 26 points; while Elvin Mims' team-high 18 rebounds went well with an 18-point double-double.

Another huge crowd (5,296) saw the Lightning take another victory on Thursday night, this time a 102-92 win over Saint John. Elvin Mims had a double-double of 26 points and 10 rebounds, while 20 points apiece were notched by Garrett Williamson and Jermaine Johnson. Tony Bennett had 11 assists in the win.

Garrett Williamson was the hot scorer for the Lightning on Saturday night, as they defeated the Island Storm 111-101 in front of another huge capacity crowd at Budweiser Gardens. Williamson was 10-for-15 from the floor and 8-for-9 from the free throw line, with 28 points in the contest. Elvin Mims finished with a double-double of 18 points and 11 rebounds, while Stephen McDowell garnered 23 points.

**Mississauga
Power**

5500 Rose Cherry
Place
Mississauga, ON
L4Z 4B6

Office: 647-559-6012

Head Coach: David "D.J." Joseph

Home Arena: Hershey Centre

powerbasketball.ca



Eric Petty Jr. ended up on the wrong side of Windsor's DeAndre Thomas, and their altercation marred a thrilling game between the Power and the Express. Despite Mississauga's 110-102 loss to Windsor, new acquisition Jushay Rockett led the team with 20 points; while Morgan Lewis and Mark Gomillia added 19 and 18 points, respectively.

**Moncton
Miracles**

740 Rue Main
Street
Moncton, New Brunswick E1C 1E6

Team phone: (506) 204-7730

Team fax: (506) 204-7840

Head Coach: Dennis Truax

Home arena: Moncton Coliseum

miraclesbasketball.ca



Although Moncton's 99-89 loss to the Halifax Rainmen could bring the New Brunswick Crew closer to the 4th seed in the Atlantic Division, Trayvon Lathan did have a record-setting moment for the Miracles. He achieved 23 points, 11 rebounds and 10 assists for the Miracles, making him the first player in NBL Canada history to produce three triple-doubles in a single season. Lathan's three triple-doubles are also the most ever put together by an NBL player; Royce Parran and Darren Duncan each had two apiece last year.

On Saturday, Moncton and Halifax faced each other again, this time at the MetroCentre. Although Cordell Jeanty led the Miracles with 21 points and 10 rebounds, the Miracles lost 110-99. Trayvon Lathan scored 20 points for the Miracles, while Oliver McNally and Trayvon Lathan had 12 points apiece.

Ottawa SkyHawks



2451 St. Joseph Blvd, Suite 219
Ottawa, ON K1C 1E9
Phone: (613) 424-8733
Head coach: Jaren Jackson
Home arena: Canadian Tire Centre
ottawaskyhawks.com

The Ottawa SkyHawks did not play this week.

Saint John Mill Rats



133 Prince William Street, Suite 9
Saint John, NB E2L 2B5
Office: (506) 214-4454
Fax: (506) 652-1562
Head Coach: Rob Spon
Home Venue: Harbour Station
millratsbasketball.ca

Before heading off to their Ontario road trip, the Saint John Mill Rats played a Monday afternoon contest against the Island Storm. But even with big games from Tyrone Levett (22 pts), Doug Herring Jr. (21 pts) and Anthony Anderson (20 pts), the Mill Rats came up short, 105-97 and ceded first place in the Atlantic Division to the Island Storm. Eric Crookshank came off the bench to notch 16 rebounds for the Rats.

On Thursday, the Rats faced off against the London Lightning; and although Anthony Anderson poured in 24 points and Doug Herring finished with a double-double of 22 points and 10 assists, the Mill Rats could not surpass the Lightning, and lost 102-92.

The Mill Rats were able to regroup and take a victory on Friday night against the Windsor Express, 101-95. Doug Herring Jr. nailed another double-double of 31 points and 12 assists, while Lawrence Wright (19) and Dane Smith (14) assembled scores in double figures for Saint John.

And on Sunday afternoon, Anthony Anderson powered in 40 points to take the Mill Rats to a 107-96 home win against the Halifax Rainmen. Doug Herring Jr. finished the game with 19 points and 11 assists; while Eric Crookshank scored 19 points and yanked down 19 rebounds against his former club.

Windsor Express



720 Ouellette Ave, Box 24
Windsor, Ontario N9A 1C2
Phone: (519) 800-3665
Head Coach: Bill Jones
Home Venue: WFCU Centre
www.expressbasketball.ca

Despite Windsor's Thursday night 110-102 win over the Mississauga Power, with 23 points from Darren Duncan, 22 points from Chris Commons and from Stefan Bonneau, the game was marred by a fight between DeAndre Thomas and Mississauga's Eric Petty Jr., with both players getting ejected from the game.

Windsor tried to continue on Friday night without Thomas, and actually held a 20-point lead on Friday night against the Saint John Mill Rats at the WFCU Centre. But the Rats were able to come back, and win 101-95 over the Express. Stefan Bonneau was the top scorer for Windsor with 26 points; while George Goode (16 rebounds, 15 points) and Darren Duncan (16 points, 13 assists) had double-doubles for the Express.

On Saturday evening, Windsor hosted the Brampton A's at the WFCU Centre. Thanks to 22 points and 13 assists from Darren Duncan, not only did Windsor take a 106-87 victory over Brampton, the win locked Windsor into the #1 seed in the NBL's Central Division. The win also guaranteed the Express the best regular-season record in the NBL, and with that, home-court advantage throughout the postseason.

Game reports compiled via team press releases, and from articles appearing in newspapers from the teams' home locations.

NBL CANADA TRANSACTIONS

February 17, 2014: The Island Storm signed Casey Love. Placed Nick Evans on Injured Reserve.

February 19, 2014: Saint John Mill Rats placed Raheem Singleton on Injured Reserve.

February 21, 2014: Saint John Mill Rats placed Jermaine Blackburn on Injured Reserve.

February 21, 2014: As a result of an incident that occurred on February 20, 2014 in a game between Windsor and Mississauga, the National Basketball League of Canada has suspended DeAndre Thomas (Windsor Express) five games for fighting. Eric Petty Jr. (Mississauga Power) has been suspended for three games for fighting.

February 22, 2014: Saint John Mill Rats place Amani Daanish on Injured Reserve. Signed and activated Steve DeLuca.

February 22, 2014: Brampton A's place Jordan Hamilton on Injured Reserve. Signed and activated Ryan Martin.

NBL CANADA PLAYER OF THE WEEK

The National Basketball League of Canada is pleased to announce that Garrett Williamson of the London Lightning has been named Player of the Week for the week ending February 23, 2014. This is the third time Williamson has received this honour.

Williamson, a 6'5" guard who played collegiately at St. Joseph's of Pennsylvania, averaged 26 points per game in three London victories. Those three games were played in front of three of the largest home crowds in NBL Canada history, including scoring 30 points in a league-record 7,396 in a 114-96 win over Brampton on February 17, 2014.

PREVIOUS NBL CANADA PLAYERS OF THE WEEK:

November 3, 2013 – Stefan Bonneau, Windsor Express.

November 10, 2013 – Stanley Robinson, Moncton Miracles.

November 17, 2013 – Doug Herring Jr., Saint John Mill Rats.

November 24, 2013 – Cavell Johnson, Brampton A's.

December 1, 2013 – Elvin Mims, London Lightning.

December 8, 2013 – Antonio Ballard, The Island Storm.

December 15, 2013 – Tim Parham, Halifax Rainmen

December 22, 2013 – Garrett Williamson, London Lightning.

December 29, 2013 – Ryan Anderson, Ottawa SkyHawks.

January 5, 2014 – Johnny Mayhane, Moncton Miracles.

January 12, 2014 – Garrett Williamson, London Lightning.

January 19, 2014 – Anthony Anderson, Saint John Mill Rats.

January 26, 2014 – Antonio Ballard, The Island Storm

February 2, 2014 – Morgan Lewis, Mississauga Power

February 9, 2014 – Stefan Bonneau, Windsor Express.

February 16, 2014 – Justin Tubbs, Ottawa SkyHawks.

February 23, 2014 – Garrett Williamson, London Lightning.

PREVIOUS NBL CANADA COACHES OF THE MONTH:

November 2013 – David Magley, Brampton A's.

December 2013 – Bill Jones, Windsor Express.

January 2014 – Rob Spon, Saint John Mill Rats.

TOP 20 SINGLE GAME ATTENDANCE FIGURES, 2013-14 SEASON

1.	7,396	Budweiser Gardens	Brampton at London	February 17, 2014
2.	7,393	Budweiser Gardens	Brampton at London	January 26, 2014
3.	7,091	Budweiser Gardens	the Island at London	February 22, 2014
4.	5,802	Budweiser Gardens	Mississauga at London	November 2, 2013
5.	5,296	Budweiser Gardens	Saint John at London	February 20, 2014
6.	3,834	Budweiser Gardens	Brampton at London	December 8, 2013
7.	3,828	Budweiser Gardens	Brampton at London	January 10, 2014
8.	3,607	Budweiser Gardens	Halifax at London	December 19, 2013
9.	3,579	Budweiser Gardens	Mississauga at London	December 29, 2013
10.	3,560	Canadian Tire Centre	Windsor at Ottawa	February 11, 2014
11.	3,414	Budweiser Gardens	Moncton at London	November 30, 2013
12.	3,250	Budweiser Gardens	Ottawa at London	January 5, 2014
13.	3,189	Budweiser Gardens	Windsor at London	December 7, 2013
14.	2,979	Budweiser Gardens	Windsor at London	January 1, 2014
15.	2,909	Budweiser Gardens	Windsor at London	November 15, 2013
16.	2,860	Budweiser Gardens	Mississauga at London	December 12, 2013
17.	2,866	Budweiser Gardens	Ottawa at London	January 22, 2014
18.	2,853	Harbour Station	The Island at Saint John	November 10, 2013
19.	2,823	Budweiser Gardens	Ottawa at London	February 13, 2014
20.	2,815	Budweiser Gardens	Windsor at London	February 6, 2014

NBL CANADA 2013-14 TRIPLE-DOUBLES

December 8, 2013	Cedric Moodie	Brampton at London	15 pts, 11 rebs, 10 assists
December 13, 2013	Trayvon Lathan	Moncton at Halifax	12 pts, 12 rebs, 10 assists
January 9, 2014	Anthony Anderson	Saint John v. Halifax	14 pts, 10 rebs, 10 assists
January 26, 2014	Cedric Moodie	Brampton at London	11 pts, 12 rebs, 10 assists
February 10, 2014	Trayvon Lathan	Moncton at Saint John	22 pts, 14 rebs, 11 assists
February 17, 2014	Trayvon Lathan	Moncton v. Halifax	23 pts, 11 rebs, 10 assists

NATIONAL BASKETBALL LEAGUE OF CANADA PLAYOFF STANDINGS

AS OF FEBRUARY 23, 2014

ATLANTIC DIVISION

Team	W	L	.PCT	
Saint John	22	16	.579	#1 Seed Magic #3-The Island
The Island	21	15	.588	#1 Seed Magic #3-Saint John (Island holds tiebreaker)
Moncton	12	25	.343	#3 Seed Magic #1-Halifax
Halifax	10	27	.270	#4 Seed = Moncton win or Halifax loss

CENTRAL DIVISION

Team	W	L	.PCT	
Windsor	28	9	.765	#1 Seed
Brampton	23	13	.676	#2 Seed Magic #2-London
London	23	16	.556	#no worse than 3 seed
Ottawa	20	18	.526	#4 Seed
Mississauga	9	28	.243	#5 Seed

WINDSOR EXPRESS WINS NUMBER ONE OVERALL SEED

The National Basketball League of Canada has confirmed the following playoff format for the 2013-14 NBL season. The magic number listed will count down to clinching the regular season division lead. When the magic number reaches zero, the team in first place has mathematically clinched the division title.

At the end of the season, the #4 and #5 (Mississauga) teams in the Central Division will have a one-game "play-in" match, with Mississauga traveling to Team #4's home court. The winner of that game will continue in the playoffs and be reseeded as #4 in the Central Division.

In the NBL quarterfinals, teams #1-#4 and teams #2-#3 will play each other in a best-of-five series, with a 2-2-1 format. The higher seed will have home court for games 1, 2 and (if necessary) 5.

In the NBL semifinals, the divisional teams will face each other in a best-of-seven series, with a 2-2-1-1-1 format. The higher seed will host games 1, 2, and (if necessary) 5 and 7.

The remaining team in each division will play each other in the NBL Finals, which will be a best-of-seven series with a 2-3-2 format. The team with the higher regular season winning percentage will receive home court advantage for Games 1, 2 and (if necessary) 6 and 7. The winner of that series will be named National Basketball League of Canada Playoff Champion and receive a championship trophy commemorating their victory.

In the event that two or more teams are tied in terms of playoff seeding, the following tiebreakers will take place, in order of importance:

- (1) head-to-head record shall determine the winner;
- (2) if still a tie, head-to-head record against common opponents will determine the winner;
- (3) if still a tie, points scored in head to head competition will determine the winner;
- (4) if still a tie, average margin of victory in head to head competition will determine the winner;
- (5) if still a tie, the team correctly calling the flip of a coin will be seeded higher.

Playoff format subject to change due to venue availability.

NBL PLAYER STATS (courtesy DakStats, <http://www.dakstats.com>)

SCORING AVERAGE	G	FG	3P	FT	PTS	AVG
Anthony Anderson, Saint John	38	310	115	188	923	24.3
Stefan Bonneau, Windsor	36	258	92	202	810	22.5
Antonio Ballard, The Island	35	268	44	202	782	22.3
Johnny Mayhane, Moncton	37	246	119	180	791	21.4
Garrett Williamson, London	39	248	18	244	758	19.4
Chris Commons, Windsor	35	256	40	90	642	18.3
Ryan Anderson, Ottawa	37	199	107	164	669	18.1
Nick Okorie, MIS-The Island	40	249	83	109	690	17.3
Justin Tubbs, Ottawa	36	226	78	90	620	17.2
Quinnel Brown, Windsor	35	230	48	80	588	16.8

SCORING AVERAGE	G	FG	3P	FT	PTS	AVG
Cedric Moodie, Brampton	36	195	89	122	601	16.7
Doug Herring Jr., Saint John	38	217	56	139	629	16.6
Trayvon Lathan, Moncton	34	230	2	99	561	16.5
Tyrone Levett, Saint John	36	195	79	119	588	16.3
Jason Williams, Halifax	27	164	20	93	441	16.3
Morgan Lewis, Mississauga	36	214	53	91	572	15.9
Darren Duncan, Windsor	34	142	47	185	516	15.2
Stanley Robinson, Moncton	28	173	5	69	420	15.0
Tony Bennett, London	26	146	41	48	381	14.7
Evaldas Zabas, Brampton	35	176	34	115	501	14.3

REBOUNDS	G	REB	AVG
Tim Parham, Halifax	37	388	10.49
Antonio Ballard, The Island	35	341	9.74
Ryan Anderson, Ottawa	37	313	8.46
Stanley Robinson, Moncton	28	227	8.11
Eric Crookshank, Saint John	21	166	7.90
Trayvon Lathan, Moncton	34	258	7.59
Elvin Mims, London	39	289	7.41
Jermaine Johnson, OTT-London	40	296	7.40
Morgan Lewis, Mississauga	36	261	7.25
Quinnel Brown, Windsor	35	253	7.23
Dwight McCombs, MIS-London	41	296	7.22

3-POINTERS MADE (min 50 made)	G	3P	3Ppg
Johnny Mayhane, Moncton	37	119	3.22
Anthony Anderson, Saint John	38	115	3.03
Ryan Anderson, Ottawa	37	107	2.89
Stephan Bonneau, Windsor	36	92	2.56
Cedric Moodie, Brampton	36	89	2.47
Scottie Haralson, Brampton	36	85	2.36
Tyrone Levett, Saint John	36	79	2.19
Justin Tubbs, London	36	78	2.17
Nick Okorie, MIS-The Island	40	83	2.08
Chris Matthews, STJ-Halifax	36	74	2.06

BLOCKED SHOTS	G	BLK	AVG
Cavell Johnson, Brampton	36	60	1.67
Fred Sturdivant, Ottawa	36	49	1.36
Chris Commons, Windsor	35	47	1.34
Elvin Mims, London	39	47	1.21
Tim Parham, Halifax	37	42	1.14
Dwight McCombs, MIS-London	41	46	1.12
Travis George, Moncton	26	28	1.08
George Goode, HFX-Windsor	38	41	1.08

STEALS	G	STL	AVG
Juajuan Cooley, Halifax	36	102	2.83
Al Stewart, The Island	24	60	2.50
Ryan Anderson, Ottawa	37	67	1.81
Darren Duncan, Windsor	34	61	1.79
Doug Herring Jr., Saint John	38	68	1.79
Tony Bennett, London	26	43	1.65
Cedric Moodie, Brampton	36	56	1.56
Johnny Mayhane, Moncton	37	57	1.54
Olumuyiwa Famutimi, Halifax	25	38	1.52

ASSISTS	G	AST	AVG
Darren Duncan, Windsor	31	264	8.52
Juajuan Cooley, Halifax	33	220	6.67
Al Stewart, The Island	24	149	6.21
Jerice Crouch, Ottawa	38	225	5.92
Anthony Anderson, Saint John	34	200	5.88
Tony Bennett, London	23	135	5.87
Alex Johnson, Mississauga	37	214	5.78
Adrian Moss, The Island	24	133	5.54
Oliver McNally, Moncton	27	142	5.26
Doug Herring Jr., Saint John	34	154	4.53

FIELD GOAL PERCENTAGE (min 150 attempts)	FGM	FGA	PCT
Jermaine Johnson, OTT-London	213	360	.592
Fred Sturdivant, Ottawa	125	222	.563
Tim Parham, Halifax	165	306	.539
Flenard Whitfield, Brampton	140	260	.538
Garrett Williamson, London	248	474	.523
Raven Barber, Halifax	150	288	.521
Antonio Ballard, The Island	268	520	.515
Justin Tubbs, Ottawa	226	442	.511
Jermaine Dailey, Moncton	140	274	.511
Al Stewart, The Island	88	174	.506

FREE THROW PERCENTAGE (min 100 attempts)	FTM	FTA	PCT
Stefan Bonneau, Windsor	202	228	.886
Jermaine Blackburn, Saint John	108	124	.871
Tyrone Levett, Saint John	119	137	.869
Juajuan Cooley, Halifax	125	144	.868
Oliver McNally, Moncton	103	119	.866
Cedric Moodie, Brampton	122	141	.865
Ryan Anderson, Ottawa	164	193	.850
Johnny Mayhane, Moncton	180	212	.849
Darren Duncan, Windsor	185	220	.841
Jason Williams, Halifax	93	111	.838

3-POINT GOALS PERCENTAGE (min 100 attempts)	3PM	3PA	PCT
Stefan Bonneau, Windsor	92	209	.440
Adrian Moss, The Island	50	118	.424
Scottie Haralson, Brampton	85	205	.415
Justin Tubbs, Ottawa	78	190	.411
Tyrone Levett, Saint John	79	195	.405
Melvin Council, Brampton	48	120	.400

NATIONAL BASKETBALL LEAGUE OF CANADA SCHEDULES AND RESULTS

BRAMPTON A'S GAME-BY-GAME

Date	H/A	Opponent	Score	W	L	Rec	Att	Leading Scorer
11/1/2013	A	Moncton Miracles	113-89	W		1-0	2,214	Cedric Moodie (31)
11/3/2013	A	Halifax Rainmen	99-91	W		2-0	850	Cavell Johnson (28)
11/5/2013	A	Mississauga Power	107-95	W		3-0	339	Cedric Moodie (21)
11/15/2013	H	Mississauga Power	98-92	W		4-0	2,519	Evaldas Zabas (23)
11/16/2013	H	London Lightning	93-107		L	4-1	643	Cavell Johnson (18); Jordan Hamilton (18)
11/17/2013	A	Windsor Express	77-93		L	4-2	451	Cavell Johnson (17)
11/18/2013	H	Windsor Express	105-103	W		5-2	877	Cedric Moodie (19)
11/21/2013	H	Ottawa SkyHawks	124-87	W		6-2	451	Cavell Johnson (25)
11/23/2013	A	Saint John Mill Rats	107-102	W		7-2	1,985	Cavell Johnson (24)
11/24/2013	A	The Island Storm	101-100	W		8-2	1,306	Cavell Johnson (21)
11/25/2013	H	Windsor Express	115-105	W		9-2	842	Cavell Johnson (19), Evaldas Zabas (19)
12/2/2013	H	Ottawa SkyHawks	102-114		L	9-3	518	Cedric Moodie (18)
12/5/2013	A	Ottawa SkyHawks	108-129		L	9-4	202	Cedric Moodie (18)
12/6/2013	H	Moncton Miracles	124-88	W		10-4	874	Jameson Tipping (21)
12/8/2013	A	London Lightning	108-101	W		11-4	3,834	Kevin Francis (25)
12/11/2013	A	Ottawa SkyHawks	97-111		L	11-5	540	Cedric Moodie (22)
12/14/2013	H	Ottawa SkyHawks	114-101	W		12-5	369	Evaldas Zabas (29)
12/19/2013	A	Mississauga Power	97-91	W		13-5	544	Kevin Francis (19), Melvin Council (19)
12/20/2013	H	Mississauga Power	108-101	W		14-5	621	Cedric Moodie (22)
12/23/2013	H	Halifax Rainmen	107-92	W		15-5	420	Scottie Haralson (20)
12/29/2013	A	Ottawa SkyHawks	108-115		L	15-6	1,217	Cavell Johnson (22)
1/4/2014	H	London Lightning	108-103	W		16-6	780	Cedric Moodie (33)
1/9/2014	A	London Lightning	95-107		L	16-7	3,828	Cedric Moodie (19)
1/10/2014	H	Ottawa SkyHawks	99-89	W		17-7	410	Melvin Council (20)
1/11/2014	H	Mississauga Power	113-106	W		18-7	684	Scottie Haralson (21)
1/18/2014	A	Windsor Express	106-118		L	18-8	696	Cedric Moodie (20)
1/23/2014	A	Ottawa SkyHawks	111-105	W		19-8	1,073	Cedric Moodie (36)
1/26/2014	A	London Lightning	108-114		L	19-9	7,393	Cavell Johnson (27)
1/27/2014	H	Mississauga Power	129-96	W		20-9	287	Cavell Johnson (20)
1/30/2014	A	Mississauga Power	102-118		L	20-10	1,263	Flenard Whitfield (18)
2/7/2014	H	Saint John Mill Rats	126-124 (OT)	W		21-10	399	Jordan Hamilton (22)
2/10/2014	H	London Lightning	107-106	W		22-10	483	Cedric Moodie (22)
2/15/2014	H	Windsor Express	121-126 (2 OT)		L	22-11	1,186	Cavell Johnson (19)
2/16/2014	A	Windsor Express	101-96	W		22-12	498	Kevin Francis (19)
2/17/2014	A	London Lightning	96-114		L	23-13	7,396	Evaldas Zabas (18)
2/22/2014	A	Windsor Express	87-106	W		24-13	700	Darren Duncan (22)

HALIFAX RAINMEN GAME-BY-GAME

Date	H/A	Opponent	Score	W	L	Rec	Att	Leading Scorer
11/1/2013	H	Saint John Mill Rats	85-105		L	0-1	1,250	Jujuan Cooley (14)
11/3/2013	H	Brampton A's	91-99		L	0-2	850	Stephen Sir (22)
11/6/2013	A	Ottawa SkyHawks	100-111		L	0-3	541	Jujuan Cooley (26)
11/7/2013	A	Mississauga Power	96-112		L	0-4	117	Jujuan Cooley (18)
11/10/2013	H	Moncton Miracles	101-103 (OT)		L	0-5	1,200	Stephen Sir (30)
11/17/2013	H	Saint John Mill Rats	81-88		L	0-6	2,100	Raven Barber (18)
12/5/2013	A	Saint John Mill Rats	102-107		L	0-7	1,224	Cheyne Gadson (22)
12/7/2013	H	Ottawa SkyHawks	108-117		L	0-8	1,100	George Goode (23)
12/8/2013	H	The Island Storm	107-108		L	0-9	1,210	Tim Parham (19), Cheyne Gadson (19)
12/12/2013	H	Windsor Express	84-104		L	0-10	950	Stephen Sir (21)
12/13/2013	H	Moncton Miracles	95-89	W		1-10	900	David Lawrence (18)
12/14/2013	H	The Island Storm	84-82	W		2-10	750	David Lawrence (22)
12/19/2013	A	London Lightning	90-108		L	2-11	3,607	David Lawrence (18)
12/20/2013	A	Windsor Express	91-98		L	2-12	340	Cheyne Gadson (16)
12/23/2013	A	Brampton A's	92-107		L	2-13	420	Jason Williams (15), Raven Barber (15)
12/26/2013	A	The Island Storm	98-106		L	2-14	1,500	Jujuan Cooley (15)
12/27/2013	H	Saint John Mill Rats	98-91	W		3-14	2,010	George Goode (15)
12/29/2013	H	Saint John Mill Rats	107-121		L	3-15	2,156	Jason Williams (26)
12/31/2013	A	The Island Storm	95-107		L	3-16	1,407	Jujuan Cooley (24)
1/2/2014	A	Moncton Miracles	89-92		L	3-17	1,683	Jason Williams (15), George Goode (15)
1/3/2014	A	Saint John Mill Rats	88-98		L	3-18	1,466	Jason Williams (16), Raven Barber (16)
1/4/2014	H	Moncton Miracles	87-89		L	3-19	1,220	Chris Matthews (21)
1/9/2014	A	Saint John Mill Rats	91-100		L	3-20	1,466	Jujuan Cooley (19)
1/12/2014	H	The Island Storm	96-88	W		4-20	1,423	Chris Matthews (25)
1/16/2014	A	Moncton Miracles	115-120 (OT)		L	4-21	1,562	George Goode (18)
1/18/2014	H	London Lightning	113-110	W		5-21	2,375	Jason Williams (31)
1/19/2014	H	Mississauga Power	102-93	W		6-21	1,920	Chris Matthews (21)
1/23/2014	A	Saint John Mill Rats	98-108		L	6-22	1,503	Tim Parham (14), Olumuyiwa Famutimi (14)
1/26/2014	H	Moncton Miracles	97-105		L	6-23	1,430	Olumuyiwa Famutimi (22)
2/4/2014	A	The Island Storm	75-103		L	6-24	1,310	Jason Williams (21)
2/7/2014	A	The Island Storm	105-114		L	6-25	1,858	Olumuyiwa Famutimi (29)
2/8/2014	A	Moncton Miracles	108-99	W		7-25	1,550	Jason Williams (29)
2/11/2014	A	The Island Storm	111-117		L	7-26	1,321	Olumuyiwa Famutimi (23)
2/15/2014	H	Saint John Mill Rats	115-104	W		8-26	1,450	Jujuan Cooley (20)
2/17/2014	A	Moncton Miracles	99-89	W		9-26	1,281	Olumuyiwa Famutimi (20)
2/22/2014	H	Moncton Miracles	110-99	W		10-26	1,798	Jason Williams (28)
2/23/2014	A	Saint John Mill Rats	96-107		L	10-27	2,530	Jason Williams (30)

THE ISLAND STORM GAME-BY-GAME

Date	H/A	Opponent	Score	W	L	Rec	Att	Leading Scorer
11/2/2013	H	Saint John Mill Rats	100-93	W		1-0	2,564	Antonio Ballard (22), Greg Plummer (22)
11/3/2013	H	Moncton Miracles	120-91	W		2-0	2,050	Antonio Ballard (24), Amani Daanish (24)
11/7/2013	H	Moncton Miracles	94-97		L	2-1	1,660	Antonio Ballard (20)
11/10/2013	A	Saint John Mill Rats	129-93	W		3-1	2,853	Amani Daanish (21)
11/14/2013	H	Saint John Mill Rats	90-117		L	3-2	1,894	Antonio Ballard (22)
11/17/2013	H	Moncton Miracles	111-101	W		4-2	1,618	Semaj Inge (21)
11/21/2013	A	Windsor Express	86-90		L	4-3	441	Greg Plummer (22)
11/22/2013	A	Ottawa SkyHawks	99-113		L	4-4	2,100	Antonio Ballard (28)
11/24/2013	H	Brampton A's	100-101		L	4-5	1,306	Antonio Ballard (31)
11/30/2013	H	Mississauga Power	118-107	W		5-5	1,109	Antonio Ballard (20)
12/6/2013	H	Saint John Mill Rats	106-103	W		6-5	1,471	Antonio Ballard (31)
12/8/2013	A	Halifax Rainmen	108-107	W		7-5	1,210	Adrian Moss (33)
12/14/2013	A	Halifax Rainmen	82-84		L	7-6	750	Antonio Ballard (18)
12/16/2013	H	Windsor Express	103-91	W		8-6	1,062	Antonio Ballard (26)
12/20/2013	A	Saint John Mill Rats	100-96	W		9-6	1,477	Antonio Ballard (23)
12/26/2013	H	Halifax Rainmen	106-98	W		10-6	1,500	Semaj Inge (25)
12/27/2013	A	Moncton Miracles	94-107		L	10-7	1,530	Greg Plummer (20)
12/28/2013	A	Moncton Miracles	83-96		L	10-8	1,580	Antonio Ballard (18)
12/31/2013	H	Halifax Rainmen	107-95	W		11-8	1,407	Antonio Ballard (22), Jeremy Williams (22)
1/2/2014	A	Saint John Mill Rats	94-102		L	11-9	1,408	Antonio Ballard (23)
1/5/2014	A	Moncton Miracles	89-101		L	11-10	1,529	Antonio Ballard (19)
1/11/2014	H	London Lightning	118-121 (OT)		L	11-11	1,727	Antonio Ballard (34)
1/12/2014	A	Halifax Rainmen	88-96		L	11-12	1,466	Antonio Ballard (22)
1/16/2014	A	Saint John Mill Rats	104-106		L	11-13	1,461	Antonio Ballard (27)
1/17/2014	H	Saint John Mill Rats	129-127	W		12-23	1,304	Antonio Ballard (26)
1/19/2014	H	Moncton Miracles	97-85	W		13-13	1,283	Nick Okorie (27)
1/23/2014	H	Moncton Miracles	115-104	W		14-13	1,503	Antonio Ballard (32)
1/24/2014	A	Saint John Mill Rats	117-111	W		15-13	1,907	Ed Jones (22)
1/29/2014	H	Ottawa SkyHawks	96-83	W		16-13	1,196	Antonio Ballard (22)
2/4/2014	H	Halifax Rainmen	103-75	W		17-13	1,310	Antonio Ballard (30)
2/6/2014	A	Moncton Miracles	91-102		L	17-14	1,303	Antonio Ballard (27)
2/7/2014	H	Halifax Rainmen	114-105	W		18-14	1,858	Nick Okorie (27)
2/11/2014	H	Halifax Rainmen	117-111	W		19-14	1,321	Antonio Ballard (25), Nick Okorie (25)
2/15/2014	H	Moncton Miracles	119-91	W		20-14	1,767	Antonio Ballard (26)
2/17/2014	H	Saint John Mill Rats	105-97	W		21-14	2,211	Adrian Moss (20)
2/22/2014	A	London Lightning	101-111		L	21-15	7,091	Antonio Ballard (22)

LONDON LIGHTNING GAME-BY-GAME

Date	H/A	Opponent	Score	W	L	Rec	Att	Leading Scorer
11/1/2013	A	Windsor Express	103-115		L	0-1	1,260	Jaytornah Wisseh (24)
11/2/2013	H	Mississauga Power	97-99		L	0-2	5,802	Garrett Williamson (22)
11/9/2013	H	Ottawa SkyHawks	98-97	W		1-2	2,663	Garrett Williamson (24)
11/15/2013	H	Windsor Express	108-84	W		2-2	2,909	Garrett Williamson (21)
11/16/2013	A	Brampton A's	107-93	W		3-2	643	Garrett Williamson (20); Gabe Freeman (20)
11/17/2013	H	Mississauga Power	127-102	W		4-2	2,242	Maurice Bolden (26)
11/21/2013	A	Mississauga Power	114-91	W		5-2	1,308	Garrett Williamson (24)
11/23/2013	A	Windsor Express	97-93	W		6-2	942	Garrett Williamson (21)
11/30/2013	H	Moncton Miracles	101-91	W		7-2	3,414	Garrett Williamson (19), Elvin Mims (19)
12/4/2013	A	Ottawa SkyHawks	105-100	W		8-2	158	Garrett Williamson (28), Marvin Phillips (23)
12/5/2013	A	Mississauga Power	91-95		L	8-3	341	Elvin Mims (30)
12/7/2013	H	Windsor Express	111-117		L	8-4	3,189	Garrett Williamson (27)
12/8/2013	H	Brampton A's	101-108		L	8-5	3,834	Garrett Williamson (36)
12/12/2013	H	Mississauga Power	87-84	W		9-5	2,860	Garrett Williamson (25)
12/19/2013	H	Halifax Rainmen	108-90	W		10-5	3,607	Garrett Williamson (18)
12/22/2013	A	Ottawa SkyHawks	98-90	W		11-5	665	Garrett Williamson (21)
12/27/2013	A	Mississauga Power	117-92	W		12-5	526	Garrett Williamson (25)
12/29/2013	H	Mississauga Power	99-76	W		13-5	3,579	Marvin Phillips (22)
1/1/2014	H	Windsor Express	93-82	W		14-5	2,979	Tony Bennett (22)
1/4/2014	A	Brampton A's	103-108		L	14-6	780	Marvin Phillips (19)
1/5/2014	H	Ottawa SkyHawks	120-108	W		15-6	3,250	Garrett Williamson (23)
1/9/2014	H	Brampton A's	107-95	W		16-6	3,828	Marvin Phillips (20)
1/11/2014	A	The Island Storm	121-118 (OT)	W		17-6	1,727	Garrett Williamson (36)
1/12/2014	A	Moncton Miracles	99-91	W		18-6	1,336	Garrett Williamson (23), Marvin Phillips (23)
1/15/2014	A	Windsor Express	78-86		L	18-7	2,800	Tony Bennett (23)
1/18/2014	A	Halifax Rainmen	110-113		L	18-8	2,375	Tony Bennett (28)
1/19/2014	A	Saint John Mill Rats	93-108		L	18-9	2,007	Tim Ellis (26)
1/22/2014	H	Ottawa SkyHawks	89-107		L	18-10	2,886	Greg Surmacz (18)
1/25/2014	A	Mississauga Power	117-100	W		19-10	1,370	Garrett Williamson (25)
1/26/2014	H	Brampton A's	114-108	W		20-10	7,393	Tony Bennett (28)
1/27/2014	A	Ottawa SkyHawks	104-107		L	20-11	1,073	Tony Bennett (22)
2/6/2014	H	Windsor Express	100-107		L	20-12	2,815	Jermaine Johnson (22)
2/7/2014	A	Windsor Express	80-97		L	20-13	1,350	Stephen McDowell (23)
2/10/2014	A	Brampton A's	106-107		L	20-14	483	Jermaine Johnson (22)
2/13/2014	H	Ottawa SkyHawks	102-112		L	20-15	2,826	Tony Bennett (29)
2/15/2014	A	Ottawa SkyHawks	99-104		L	20-16	1,247	Garrett Williamson (17)
2/17/2014	H	Brampton A's	114-96	W		21-16	7,396	Garrett Williamson (30)
2/20/2014	H	Saint John Mill Rats	102-92	W		22-16	5,296	Elvin Mims (26)
2/22/2014	H	The Island Storm	111-101	W		23-16	7,091	Garrett Williamson (28)

MISSISSAUGA POWER GAME-BY-GAME

Date	H/A	Opponent	Score	W	L	Rec	Att	Leading Scorer
11/2/2013	A	London Lightning	99-97	W		1-0	5,802	Morgan Lewis (19)
11/5/2013	H	Brampton A's	95-107		L	1-1	339	Dwight McCombs (23), Nick Okorie (23)
11/6/2013	H	Halifax Rainmen	112-96	W		2-1	117	Mark Gomilla (20)
11/15/2013	A	Brampton A's	92-98		L	2-2	2,519	Dwight McCombs (16)
11/16/2013	A	Ottawa SkyHawks	92-95		L	2-3	586	William "Bo" Harris (23)
11/17/2013	A	London Lightning	102-127		L	2-4	2,242	Tyler Murray (19)
11/21/2013	H	London Lightning	91-114		L	2-5	1,308	William "Bo" Harris (22)
11/23/2013	A	Ottawa SkyHawks	97-101		L	2-6	1,098	Nick Okorie (27)
11/28/2013	H	Moncton Miracles	126-113	W		3-6	558	Morgan Lewis (26)
11/30/2013	A	The Island Storm	107-118		L	3-7	1,109	Nick Okorie (41)
12/1/2013	A	Saint John Mill Rats	98-95	W		4-7	1,438	Dwight McCombs (26)
12/4/2013	H	Windsor Express	85-102		L	4-8	139	Kirk Williams Jr. (21)
12/5/2013	H	London Lightning	95-91	W		5-8	341	Nick Okorie (35)
12/11/2013	H	Windsor Express	99-88	W		6-8	379	Dwight McCombs (20)
12/12/2013	A	London Lightning	84-87		L	6-9	2,860	Kirk Williams Jr. (17)
12/15/2013	H	Ottawa SkyHawks	111-108	W		7-9	811	Thijin Moses (27)
12/19/2013	H	Brampton A's	91-97		L	7-10	544	Nick Okorie (25)
12/20/2013	A	Brampton A's	101-108		L	7-11	641	Alex Johnson (24)
12/21/2013	A	Windsor Express	101-108		L	7-12	314	Nick Okorie (22)
12/27/2013	H	London Lightning	92-117		L	7-13	526	Morgan Lewis (18)
12/28/2013	H	Ottawa SkyHawks	89-100		L	7-14	534	Nick Okorie (20)
12/29/2013	A	London Lightning	76-99		L	7-15	3,579	Dwight McCombs (24)
1/3/2014	A	Windsor Express	91-101		L	7-16	356	Kirk Williams Jr. (21)
1/4/2014	H	Ottawa SkyHawks	93-106		L	7-17	530	Nick Okorie (18)
1/5/2014	A	Windsor Express	88-110		L	7-18	287	Nick Okorie (21), Eric Petty Jr. (21)
1/8/2014	H	Windsor Express	87-105		L	7-19	226	Nick Okorie (25)
1/11/2014	A	Brampton A's	113-106		L	7-20	684	Kirk Williams Jr. (24)
1/16/2014	H	Ottawa SkyHawks	98-100		L	7-21	318	Greg Plummer (28)
1/18/2014	A	Moncton Miracles	84-81	W		8-21	1,610	Greg Plummer (25)
1/19/2014	A	Halifax Rainmen	93-102		L	8-22	1,920	Morgan Lewis (27)
1/25/2014	H	London Lightning	100-117		L	8-23	1,370	Kirk Williams Jr. (27)
1/27/2014	A	Brampton A's	96-127		L	8-24	287	Morgan Lewis (23)
1/30/2014	H	Brampton A's	118-102	W		9-24	1,263	Morgan Lewis (37)
2/6/2014	H	Saint John Mill Rats	104-109		L	9-25	454	Morgan Lewis (22)
2/12/2014	A	Ottawa SkyHawks	89-100		L	9-26	820	Morgan Lewis (27)
2/14/2014	A	Windsor Express	114-119		L	9-27	650	Morgan Lewis (28)
2/16/2014	A	Ottawa SkyHawks	102-106		L	9-28	1,560	Morgan Lewis (24)
2/20/2014	H	Windsor Express	102-110		L	9-29	410	Jushay Rockett (20)

MONCTON MIRACLES GAME-BY-GAME

Date	H/A	Opponent	Score	W	L	Rec	Att	Leading Scorer
11/1/2013	H	Brampton A's	89-113		L	0-1	2,214	Sylvania Watkins (21)
11/3/2013	A	The Island Storm	91-120		L	0-2	2,050	Cornelius Vines (32)
11/7/2013	A	The Island Storm	97-94	W		1-2	1,660	Dominique Buckley (27)
11/9/2013	H	Saint John Mill Rats	109-112		L	1-3	1,563	Stanley Robinson (24)
11/10/2013	A	Halifax Rainmen	103-101 (OT)	W		2-3	1,200	Jermaine Dailey (25)
11/15/2013	H	Saint John Mill Rats	87-90		L	2-4	1,775	Trayvon Lathan (23)
11/17/2013	H	The Island Storm	101-111		L	2-5	1,618	Johnny Mayhane (26)
11/24/2013	A	Saint John Mill Rats	94-109		L	2-6	1,746	Tyrone Levett (25)
11/27/2013	A	Ottawa SkyHawks	114-126		L	2-7	860	Johnny Mayhane (27), Trayvon Lathan (27)
11/28/2013	A	Mississauga Power	113-126		L	2-8	558	Johnny Mayhane (27)
11/30/2013	A	London Lightning	91-101		L	2-9	3,414	Johnny Mayhane (28)
12/6/2013	A	Brampton A's	88-124		L	2-10	874	Alex DesRoches (16)
12/8/2013	A	Windsor Express	101-115		L	2-11	352	Travis George (19), Johnny Mayhane (19)
12/12/2013	H	Saint John Mill Rats	113-118		L	2-12	1,873	Trayvon Lathan (25)
12/13/2013	A	Halifax Rainmen	89-95		L	2-13	900	Johnny Mayhane (28)
12/26/2013	A	Saint John Mill Rats	116-126 (OT)		L	2-14	1,788	Johnny Mayhane (24)
12/27/2013	H	The Island Storm	104-97	W		3-14	1,530	Johnny Mayhane (30)
12/28/2013	H	The Island Storm	96-83	W		4-14	1,580	Stanley Robinson (26)
12/31/2013	A	Saint John Mill Rats	100-90	W		5-14	2,015	Johnny Mayhane (18), Trayvon Lathan (18)
1/2/2014	H	Halifax Rainmen	92-89	W		6-14	1,683	Oliver McNally (17)
1/4/2014	A	Halifax Rainmen	89-87	W		7-14	1,220	Johnny Mayhane (17)
1/5/2014	H	The Island Storm	101-89	W		8-14	1,529	Johnny Mayhane (28)
1/9/2014	H	Windsor Express	91-93		L	8-15	1,425	Johnny Mayhane (17), Trayvon Lathan (17)
1/12/2014	H	London Lightning	91-99		L	8-16	1,336	Johnny Mayhane (23)
1/16/2014	H	Halifax Rainmen	120-115 (OT)	W		9-16	1,562	Stanley Robinson (25)
1/18/2014	H	Mississauga Power	81-84		L	9-17	1,610	Johnny Mayhane (20)
1/19/2014	A	The Island Storm	85-97		L	9-18	1,283	Johnny Mayhane (14)
1/23/2014	A	The Island Storm	104-115		L	9-19	1,503	Johnny Mayhane (29)
1/26/2014	A	Halifax Rainmen	105-97	W		10-19	1,430	Johnny Mayhane (23)
1/31/2014	H	Ottawa SkyHawks	123-105	W		11-19	1,548	Johnny Mayhane (36)
2/2/2014	H	Saint John Mill Rats	110-119		L	11-20	1,401	Johnny Mayhane (39)
2/6/2014	H	The Island Storm	102-91	W		12-20	1,303	Johnny Mayhane (29)
2/7/2014	H	Halifax Rainmen	99-108		L	12-21	1,550	Johnny Mayhane (32)
2/10/2014	A	Saint John Mill Rats	102-106		L	12-22	1,767	Trayvon Lathan (22)
2/15/2014	A	The Island Storm	91-119		L	13-23	1,767	Trayvon Lathan (21)
2/17/2014	H	Halifax Rainmen	89-99		L	13-24	1,281	Trayvon Lathan (23)
2/22/2014	A	Halifax Rainmen	99-110		L	13-25	1,798	Cordell Jeanty (21)

OTTAWA SKYHAWKS GAME-BY-GAME

Date	H/A	Opponent	Score	W	L	Rec	Att	Leading Scorer
11/2/2013	H	Windsor Express	105-113		L	0-1	2,600	Justin Tubbs (22), Tirrell Baines (22)
11/6/2013	H	Halifax Rainmen	111-100	W		1-1	541	Justin Tubbs (26)
11/9/2013	A	London Lightning	97-98		L	1-2	2,663	Justin Tubbs (21), Jermaine Johnson (21)
11/16/2013	H	Mississauga Power	95-92	W		2-2	586	Ryan Anderson (27)
11/21/2013	A	Brampton A's	87-124		L	2-3	451	Tirrell Baines (19)
11/22/2013	H	The Island Storm	113-99	W		3-3	2,100	Ryan Anderson (19), Justin Tubbs (19)
11/23/2013	H	Mississauga Power	101-97	W		4-3	1,098	Ryan Anderson (22)
11/27/2013	H	Moncton Miracles	126-114	W		5-3	860	Ryan Anderson (24)
11/29/2013	H	Windsor Express	102-105		L	5-4	530	Tirrell Baines (23)
12/1/2013	A	Windsor Express	85-88		L	5-5	210	Jermaine Johnson (19)
12/2/2013	A	Brampton A's	114-102	W		6-5	518	Ryan Anderson (21)
12/4/2013	H	London Lightning	100-105		L	6-6	158	Jermaine Johnson (20)
12/5/2013	H	Brampton A's	129-108	W		7-6	202	Justin Tubbs (25)
12/7/2013	A	Halifax Rainmen	117-108	W		8-6	1,100	Justin Tubbs (31)
12/8/2013	A	Saint John Mill Rats	109-116		L	8-7	1,388	Ryan Anderson (34)
12/11/2013	H	Brampton A's	111-97	W		9-7	540	Ryan Anderson (28)
12/14/2013	A	Brampton A's	101-114		L	9-8	369	Jerice Crouch (25)
12/15/2013	A	Mississauga Power	108-111		L	9-9	811	Jerice Crouch (24)
12/22/2013	H	London Lightning	90-98		L	9-10	665	Jerice Crouch (17)
12/27/2013	A	Windsor Express	87-102		L	9-11	596	Ryan Anderson (31)
12/28/2013	A	Mississauga Power	100-89	W		10-11	534	Jermaine Johnson (20)
12/29/2013	H	Brampton A's	115-108	W		11-11	1,217	Ryan Anderson (28)
1/4/2014	A	Mississauga Power	106-93	W		12-11	530	Justin Tubbs (31)
1/5/2014	A	London Lightning	108-120		L	12-12	3,250	Stefan Welsh (29)
1/10/2014	A	Brampton A's	89-99		L	12-13	410	Ryan Anderson (20), Tirrell Baines (20)
1/11/2014	A	Windsor Express	86-88		L	12-14	677	Justin Tubbs (19)
1/16/2014	A	Mississauga Power	100-98	W		13-14	318	Ryan Anderson (18), Jamie Vanderbecken (18)
1/22/2014	A	London Lightning	107-89	W		14-14	2,886	Justin Tubbs (22)
1/23/2014	H	Brampton A's	105-111		L	14-15	1,073	Jermaine Johnson (26)
1/27/2014	H	London Lightning	107-104	W		15-15	356	Jerice Crouch (18)
1/29/2014	A	The Island Storm	83-96		L	15-16	1,196	Jerice Crouch (26)
1/31/2014	A	Moncton Miracles	105-123		L	15-17	1,548	Jerice Crouch (26)
2/5/2014	H	Saint John Mill Rats	112-95	W		16-17	881	Fred Sturdivant (22)
2/11/2014	H	Windsor Express	103-113		L	16-18	3,560	Justin Tubbs (26)
2/12/2014	H	Mississauga Power	100-89	W		17-18	820	Jerice Crouch (28)
2/13/2014	A	London Lightning	112-102	W		18-18	2,826	Justin Tubbs (18), Mike Rose (18)
2/15/2014	H	London Lightning	104-99	W		19-18	1,247	Mike Rose (30)
2/16/2014	H	Mississauga Power	106-102	W		20-18	1,560	Mike Rose (24)

SAINT JOHN MILL RATS GAME-BY-GAME

Date	H/A	Opponent	Score	W	L	Rec	Att	Leading Scorer
11/1/2013	A	Halifax Rainmen	105-85	W		1-0	1,250	Anthony Anderson (23)
11/2/2013	A	The Island Storm	93-100		L	1-1	2,564	Anthony Anderson (16)
11/9/2013	A	Moncton Miracles	112-109	W		2-1	1,563	Anthony Anderson (28)
11/10/2013	H	The Island Storm	93-129		L	2-2	2,853	Anthony Anderson (25)
11/14/2013	A	The Island Storm	117-90	W		3-2	1,894	Doug Herring, Jr. (39)
11/15/2013	A	Moncton Miracles	90-87	W		4-2	1,775	Anthony Anderson (25)
11/17/2013	A	Halifax Rainmen	88-81	W		5-2	2,100	Anthony Anderson (23)
11/21/2013	H	Brampton A's	102-107		L	5-3	1,985	Tyrone Levett (25)
11/24/2013	H	Moncton Miracles	109-97	W		6-3	1,746	Tyrone Levett (25)
12/1/2013	H	Mississauga Power	95-98		L	6-4	1,423	Tyrone Levett (20)
12/5/2013	H	Halifax Rainmen	107-102	W		7-4	1,224	Anthony Anderson (25)
12/6/2013	A	The Island Storm	103-106		L	7-5	1,471	Chris Matthews (22)
12/8/2013	H	Ottawa SkyHawks	116-109	W		8-5	1,388	Anthony Anderson (28)
12/12/2013	A	Moncton Miracles	118-113	W		9-5	1,873	Anthony Anderson (34)
12/14/2013	H	Windsor Express	108-115		L	9-6	1,488	Jermaine Blackburn (25)
12/20/2013	H	The Island Storm	96-100		L	9-7	1,477	Anthony Anderson (21), Raheem Singleton (21)
12/26/2013	H	Moncton Miracles	126-116 (OT)	W		10-7	1,788	Jermaine Blackburn (24)
12/27/2013	A	Halifax Rainmen	91-98		L	10-8	2,010	Anthony Anderson (32)
12/29/2013	A	Halifax Rainmen	121-107	W		11-8	2,156	Anthony Anderson (33)
12/31/2013	H	Moncton Miracles	90-100		L	11-9	2,015	Anthony Anderson (22)
1/2/2014	H	The Island Storm	102-94	W		12-9	1,408	Doug Herring Jr. (19)
1/3/2014	H	Halifax Rainmen	98-88	W		13-9	1,466	Tyrone Levett (19)
1/9/2014	H	Halifax Rainmen	100-91	W		14-9	1,466	Doug Herring jr. (21)
1/16/2014	H	The Island Storm	106-104	W		15-9	1,461	Anthony Anderson (37)
1/17/2014	A	The Island Storm	127-129		L	15-10	1,304	Anthony Anderson (39)
1/19/2014	H	London Lightning	103-98	W		16-10	2,007	Anthony Anderson (27)
1/23/2014	H	Halifax Rainmen	108-98	W		17-10	1,503	Raheem Singleton (24)
1/24/2014	H	The Island Storm	111-117		L	17-11	1,907	Anthony Anderson (40)
2/2/2014	A	Moncton Miracles	119-110	W		18-11	1,401	Doug Herring Jr. (28)
2/5/2014	A	Ottawa SkyHawks	95-112		L	18-12	881	Doug Herring Jr (21)
2/6/2014	A	Mississauga Power	109-104	W		19-12	454	Anthony Anderson (34)
2/7/2014	A	Brampton A's	124-126 (OT)		L	19-13	399	Anthony Anderson (35)
2/10/2014	H	Moncton Miracles	106-102	W		20-13	1,667	Anthony Anderson (23)
2/15/2014	A	Halifax Rainmen	104-115		L	20-14	1,450	Anthony Anderson (20)
2/17/2014	A	The Island Storm	97-105		L	20-15	2,111	Tyrone Levett (22)
2/20/2014	A	London Lightning	92-102		L	20-16	5,296	Anthony Anderson (24)
2/21/2014	A	Windsor Express	101-95	W		21-16	381	Doug Herring Jr. (31)
2/23/2014	H	Halifax Rainmen	107-96	W		22-16	2,450	Anthony Anderson (40)

WINDSOR EXPRESS GAME-BY-GAME

Date	H/A	Opponent	Score	W	L	Rec	Att	Leading Scorer
11/1/2013	H	London Lightning	115-103	W		1-0	1,260	Stefan Bonneau (31)
11/2/2013	A	Ottawa SkyHawks	113-105	W		2-0	2,600	Stefan Bonneau (30)
11/15/2013	A	London Lightning	84-108		L	2-1	2,909	Quinnel Brown (23)
11/17/2013	H	Brampton A's	93-77	W		3-1	451	Stefan Bonneau (27)
11/18/2013	A	Brampton A's	103-105		L	3-2	877	Chris Commons (33)
11/21/2013	H	The Island Storm	90-86	W		4-2	441	Chris Commons (21)
11/23/2013	H	London Lightning	93-97		L	4-3	942	DeAndre Thomas (22)
11/25/2013	A	Brampton A's	105-115		L	4-4	842	Stefan Bonneau (26)
11/29/2013	A	Ottawa SkyHawks	105-102	W		5-4	530	Stefan Bonneau (33)
12/1/2013	H	Ottawa SkyHawks	88-85	W		6-4	210	DeAndre Thomas (21), Quinnel Brown (21)
12/4/2013	A	Mississauga Power	102-85	W		7-4	139	DeAndre Thomas (27)
12/7/2013	A	London Lightning	117-111	W		8-4	3,189	Stefan Bonneau (32)
12/8/2013	H	Moncton Miracles	115-101	W		9-4	352	Stefan Bonneau (24)
12/11/2013	A	Mississauga Power	88-99		L	9-5	379	Darren Duncan (21)
12/12/2013	A	Halifax Rainmen	104-84	W		10-5	950	Quinnel Brown (21)
12/14/2013	A	Saint John Mill Rats	115-108	W		11-5	1,488	Stefan Bonneau (32)
12/16/2013	A	The Island Storm	91-103		L	11-6	1,062	Stefan Bonneau (23)
12/20/2013	H	Halifax Rainmen	98-91	W		12-6	340	Stefan Bonneau (27)
12/21/2013	H	Mississauga Power	108-101	W		13-6	314	Quinnel Brown (24)
12/28/2013	H	Ottawa SkyHawks	102-87	W		14-6	596	Chris Commons (29)
1/1/2014	A	London Lightning	82-93		L	14-7	2,979	Darren Duncan (16)
1/3/2014	H	Mississauga Power	101-91	W		15-7	356	Quinnel Brown (24)
1/5/2014	H	Mississauga Power	110-88	W		16-7	287	Chris Commons (27)
1/8/2014	A	Mississauga Power	105-87	W		17-7	226	Chris Commons (19), Dominique Buckley (19)
1/9/2014	A	Moncton Miracles	93-91	W		18-7	1,425	Quinnel Brown (21)
1/11/2014	H	Ottawa SkyHawks	88-86	W		19-7	677	Stefan Bonneau (34)
1/15/2014	H	London Lightning	86-78	W		20-7	2,800	Stefan Bonneau (21), Quinnel Brown (21)
1/18/2014	H	Brampton A's	118-106	W		21-7	696	Chris Commons (26)
2/6/2014	A	London Lightning	107-100	W		22-7	2,815	Stefan Bonneau (25)
2/7/2014	H	London Lightning	97-80	W		23-7	1,350	Stefan Bonneau (21), Quinnel Brown (21)
2/11/2014	A	Ottawa SkyHawks	113-103	W		24-7	3,560	Stefan Bonneau (20)
2/14/2014	H	Mississauga Power	119-114	W		25-7	650	Stefan Bonneau (24)
2/15/2014	A	Brampton A's	126-121 (2 OT)	W		26-7	1,186	Chris Commons (30)
2/16/2014	H	Brampton A's	96-101		L	26-8	498	Quinnel Brown (22)
2/20/2014	A	Mississauga Power	110-102	W		27-8	410	Darren Duncan (23)
2/21/2014	H	Saint John Mill Rats	95-101		L	27-9	381	Stefan Bonneau (26)
2/22/2014	H	Brampton A's	106-87	W		28-9	700	Darren Duncan (22)

SAINT JOHN MILL RATS REGULAR SEASON PLAYER STATS

#	Player	GP	GS	MIN	AVG	FG	FGA	PCT	3P	3PA	.PCT	FTFTA	.PCTOR	DR	REBR/G	PF	A	TO	BLK	ST	PTS	P/G				
12	Anthony Anderson	38	38	1622	42.7	310	667	.465	115	301	.382	188	242	.777	44	143	187	4.9	79	214	88	7	54	923	24.3	
21	Doug Herring Jr	38	34	1370	36.1	217	502	.432	56	145	.386	139	187	.743	36	167	203	5.3	91	193	89	6	68	629	16.6	
34	Tyrone Levett	36	36	1216	33.8	195	422	.462	79	195	.405	119	137	.869	45	177	222	6.2	129	70	52	21	37	588	16.3	
24	Jermaine Blackburn	34	33	1037	30.5	163	327	.498	17	59	.288	108	124	.871	29	114	143	4.2	97	95	79	16	35	451	13.3	
41	Casey Love	26	18	617	23.7	108	234	.462	1	3	.333	37	52	.712	35	76	111	4.3	99	23	54	12	8	254	9.8	
22	Chris Matthews	20	1	439	21.9	90	194	.464	41	98	.418	26	31	.839	7	39	46	2.3	24	32	23	0	6	247	12.4	
11	Raheem Singleton	21	7	585	27.9	63	149	.423	12	40	.300	97	119	.815	23	35	58	2.8	48	73	38	1	13	235	11.2	
20	Eric Crookshank	21	4	518	24.7	78	126	.619	0	1	.000	7	23	.304	67	99	166	7.9	62	16	14	16	16	163	7.8	
11	Will Blalock	10	9	363	36.3	38	74	.514	16	29	.552	16	25	.640	1	45	46	4.6	24	57	15	3	13	108	10.8	
10	Ashton Smith	21	1	219	10.4	27	81	.333	10	29	.345	10	18	.556	2	34	36	1.7	26	34	19	0	12	74	3.5	
23	Lawrence Wright	6	2	201	33.5	27	73	.370	9	30	.300	11	14	.786	22	28	50	8.3	14	17	17	3	7	74	12.3	
42	Modibo Diarra	25	4	326	13.1	31	64	.484	0	1	.000	6	9	.667	28	42	70	2.8	68	8	15	6	3	68	2.7	
10	Dane Smith	14	0	103	7.3	12	33	.364	0	5	.000	15	23	.652	9	9	18	1.3	9	4	7	0	6	39	2.8	
33	Alex Jackson	10	1	106	10.6	10	22	.455	1	3	.333	17	23	.739	12	13	25	2.5	19	2	6	0	2	38	3.8	
	Amani Daanish	4	1	68	17.0	9	36	.250	2	13	.154	4	5	.800	2	8	10	2.5	3	2	7	5	1	24	6.0	
35	Damian Gay	17	0	122	7.2	8	25	.320	0	2	.000	6	11	.545	6	14	20	1.2	35	4	11	0	2	22	1.3	
23	Robert Curtis	2	0	39	19.5	8	12	.667	0	0	.000	2	9	.222	6	4	10	5.0	8	0	6	0	0	18	9.0	
00	Jonas Pierre	8	0	66	8.3	4	6	.667	0	0	.000	0	0	.000	6	8	14	1.8	14	5	3	4	8	8	1.0	
33	Damian Eargle	1	0	11	11.0	3	8	.375	0	0	.000	2	2	1.000	4	3	7	7.0	2	1	1	1	0	8	8.0	
33	Steve DeLuca	1	0	26	26.0	3	10	.300	2	7	.286	0	0	.000	0	4	4	4.0	4	1	1	0	2	8	8.0	
33	Eric Petty Jr	3	0	22	7.3	2	5	.400	0	0	.000	1	2	.500	2	1	3	1.0	6	0	3	1	1	5	1.7	
00	Mike Luby	4	1	30	7.5	2	6	.333	0	0	.000	0	0	.000	1	1	2	0.5	4	0	2	0	0	4	1.0	
23	Mike Anderson	5	0	20	4.0	0	6	.000	0	3	.000	0	0	.000	0	0	0	0.0	3	3	0	0	0	0	0.0	
TEAM																										
	Saint John Mill Rats	38		9126		1409	3085	.457	361	965	.374	811	1056	.768	410	1348	1758	46.3	872	854	571	103	296	3990	105.0	
	Opponents	38		71041		11028	24820	.444	2398	6952	.345	581	48206	.709	4193	10326	14519	382.1	6714	6157	5188	1134	2487	30268	796.5	

WINDSOR EXPRESS REGULAR SEASON PLAYER STATS

#	Player	GP	GS	MIN	AVG	FG	FGA	PCT	3P	3PA	.PCT	FTFTA	.PCTOR	DR	REBR/G	PF	A	TO	BLK	ST	PTS	P/G				
5	Stefan Bonneau	36	32	1351	37.5	258	526	.490	92	209	.440	202	228	.886	63	120	183	5.1	64	163	83	4	53	810	22.5	
24	Chris Commons	35	34	1320	37.7	256	559	.458	40	147	.272	90	129	.698	52	175	227	6.5	115	97	91	47	33	642	18.3	
15	Quinnel Brown	35	33	1363	38.9	230	496	.464	48	149	.322	80	116	.690	43	210	253	7.2	86	83	96	19	44	588	16.8	
12	Darren Duncan	34	29	1263	37.1	142	326	.436	47	119	.395	185	220	.841	17	131	148	4.4	90	298	98	5	61	516	15.2	
2	Darren Thomas	33	28	787	23.8	143	298	.480	1	1	1.000	93	146	.637	72	141	213	6.5	119	34	71	21	31	380	11.5	
10	Kevin Loisel	36	10	963	26.8	111	221	.502	2	18	.111	64	114	.561	82	177	259	7.2	150	42	57	29	38	288	8.0	
11	Papa Oppong	37	10	759	20.5	86	226	.381	38	126	.302	33	41	.805	23	76	99	2.7	59	40	41	5	28	243	6.6	
33	Erik Parker	35	6	401	11.5	38	86	.442	2	8	.250	18	23	.783	33	41	74	2.1	70	9	11	7	1	96	2.7	
14	Dominique Buckley	17	1	200	11.8	29	77	.377	23	51	.451	7	8	.875	3	16	19	1.1	19	24	22	2	5	88	5.2	
44	George Goode	9	2	155	17.2	20	43	.465	1	5	.200	5	11	.455	12	34	46	5.1	19	5	11	18	5	46	5.1	
23	DeAndre Hall	19	0	183	9.6	17	48	.354	0	7	.000	10	16	.625	6	17	23	1.2	27	14	5	1	4	44	2.3	
44	Nick Evans	10	0	78	7.8	9	23	.391	0	1	.000	1	4	.250	5	14	19	1.9	18	1	10	4	1	19	1.9	
22	Paul Williams	10	0	60	6.0	5	19	.263	2	11	.182	6	6	1.000	3	9	12	1.2	4	5	4	0	1	18	1.8	
4	Jason Dawson	2	0	9	4.5	1	2	.500	0	0	.000	0	0	.000	0	0	0	0.0	0	5	0	0	0	2	1.0	
14	Tommy Freeman	3	0	15	5.0	0	1	.000	0	0	.000	0	0	.000	0	0	0	0.0	2	0	0	0	1	0	0.0	
32	R.J. Wells	11	1	14	1.3	0	4	.000	0	2	.000	0	0	.000	2	1	3	0.3	2	1	2	0	0	0	0.0	
40	Terance Licorish	1	0	0	0.0	0	0	.000	0	0	.000	0	0	.000	0	0	0	0.0	0	0	0	0	0	0	0.0	
TEAM																										
	Windsor Express	37		8920		1345	2955	.455	296	854	.347	794	1062	.748	431	1268	1699	45.9	844	821	611	162	306	3780	102.2	
	Opponents	37		71246		11092	24950	.445	2463	7063	.349	583	18200	.711	4172	10406	14578	394.0	6742	6190	5148	1075	2477	30478	823.7	

NATIONAL BASKETBALL LEAGUE OF CANADA LEAGUE OFFICE CONTACT INFORMATION

 <p>National Basketball League of Canada</p>	<p>Executive Offices</p>	 <p>Ligue nationale de basketball du Canada</p>
<p>120 Eglinton Avenue East, 8th Floor</p>		
<p>Toronto, Ont. M4P 1E2</p>		
<p>PHONE: (416)-322-5188</p>		
<p>FAX: (416)-322-6371</p>		
<p>info@nblcanada.ca</p>		
<p>Connect with us:</p>		
<p>www.nblcanada.ca</p>		

