



# THE NATIONAL BASKETBALL LEAGUE OF CANADA WEEKLY REPORT

Volume 5, Issue 13

March 20, 2016

## GAMES PLAYED

### Wed. Mar. 16

Halifax 100, Niagara 95  
Saint John 119, Moncton 111

### Thu. Mar. 17

Saint John 110, Island 107

### Fri. Mar. 18

Halifax 126, Orangeville 121 (OT)

### Sat. Mar. 19

London 113, Halifax 107  
Saint John 116, Orangeville 111

### Sun. Mar. 20

Windsor 116, Saint John 104 (OT)  
Moncton 113, Island 103  
Niagara 121, Orangeville 120

## ATLANTIC DIVISION

Sponsored by DENTAL FIX CANADA

Team	W	L	.PCT	GB
Halifax	18	8	.692	--
Saint John	17	11	.586	2
Moncton	13	15	.464	6
The Island	10	17	.370	8.5

## CENTRAL DIVISION

Sponsored by DENTAL-MART SALES

Team	W	L	.PCT	GB
London	18	9	.667	--
Windsor	16	13	.552	3
Niagara	13	18	.419	7
Orangeville	8	20	.286	10.5

## UPCOMING GAMES (all times local)

### Wed. Mar. 23

Moncton at Saint John 7:00 pm ADT  
Orangeville at Niagara 7:00 pm EDT

### Thu. Mar. 24

Saint John at Halifax 7:00 pm ADT  
Niagara at Windsor 7:30 pm EDT

### Sat. Mar. 26

London at Windsor 7:30 pm EDT


### Sun. Mar. 27

Island at Halifax 2:00 pm ADT  
Windsor at Orangeville 3:00 pm EDT



All content Copyright © 2016 · National Basketball League of Canada. All Rights Reserved.  
"The National Basketball League of Canada Weekly Report" is edited by Chuck Miller.



## NBL TEAM REPORTS

<p><b>Halifax Hurricanes</b>            1888 Brunswick Street, Suite 611            Halifax, Nova Scotia B3J 3J8            Phone: (902) 444- 7246            Fax: 1-866-424-4267            Head Coach: Vito Lopez            Home arena: Scotiabank Centre  <a href="http://halifaxhurricanes.ca">halifaxhurricanes.ca</a></p>	<p>The Halifax Hurricanes took care of their Central Division road trip by taking two out of three wins. The first win came Wednesday night against the Niagara River Lions, 100-95, in which Billy White and Shane Gibson led the Nova Scotia crew with 26 and 25 points, respectively. Kyle Hunt had a double-double of 19 points and 14 rebounds, while Clifford Clinkscales dished out a team-high 10 assists.</p> <p>The Hurricanes' next stop was an extended stay in Orangeville on Friday night – extended in that Halifax needed overtime to top the A's 126-121. Justin Johnson set a franchise record with ten 3-pointers en route to 42 total points on the night. Mike Glover (19 pts, 12 rebs) and Clifford Clinkscales (16 assists, 10 points) finished the night with double-doubles.</p> <p>Halifax's third and final game of the week came in a battle of division leaders. Unfortunately for the 'Canes, the London Lightning hit with a 113-107 win over the Nova Scotia crew. In the loss, Kyle Hunt was the top scorer for Halifax with 22 points, while Mike Glover and Justin Johnson added 19 apiece.</p>	
<p><b>The Island Storm</b>            46 Kensington Rd.            Charlottetown, PEI C1A 5H7            Phone: 902-566-6619            Fax: (902) 629-6650            Head Coach: Joseph Salerno            Home Venue: Eastlink Centre  <a href="http://stormbasketball.ca">stormbasketball.ca</a></p>	<p>The Island Storm did not have much in the way of the luck of the Irish, as their St. Patrick's Day matchup with the Saint John Mill Rats turned into a 110-107 loss. Malcolm Grant had 23 points in the loss, while Tirrell Baines took a 20-point, 15-rebound double-double for the Charlottetown crew.</p> <p>On Sunday afternoon, the Storm hosted Moncton in a "purple" game for charity. Unfortunately, what started out as purple ended up black and blue for the Storm, as they fell 113-103. Tirrell Baines was the top scorer for the Island with 22 points; Brent Jennings scored 15, while Rashad Whack and Malcom Grant added 14.</p>	
<p><b>London Lightning</b>            75 Blackfriars Street            London, Ontario N6H 1K8            Phone: (519) 433-0634            Fax: (519) 433-9849            Head Coach: Kyle Julius            Home arena: Budweiser Gardens  <a href="http://lightningbasketball.ca">lightningbasketball.ca</a></p>	<p>London's four-game losing streak mercifully came to an end on Saturday night, as over 8,000 fans packed Budweiser Gardens to watch the Lightning strike Halifax 113-107. Tyshawn Patterson came off the bench to score 23 points, while Stephen Maxwell returned from the injured list to score 22 points and 12 rebounds. Akeem Wright also had 22 points for the Lightning.</p>	

<p><b>Moncton Miracles</b>  795 Main Street, Suite 300 (Office #6)  Moncton NB E1C 1E9  Team Phone: (506) 801-8863  Team Fax: (506) 801-8873  Head Coach: Paul Mokeski  Home arena: Moncton Coliseum  <a href="http://miraclesbasketball.ca">miraclesbasketball.ca</a></p>	<p>On Wednesday night, James Justice became the second player this season to snare a triple double, scoring 24 points, handing out 11 assists and pulling down 10 rebounds. Unfortunately, Justice's support wasn't enough for Moncton to surpass Saint John, and the Miracles fell 117-111. Dexter Strickland added 21 points, while Tydran Beaty grabbed 12 rebounds.</p> <p>On Sunday afternoon, the Miracles went back into the win column, taking a 113-103 victory over the Island Storm. Dexter Strickland scored 23 points; while Thomas Granado had a double-double of 18 boards and 17 points.</p>	
<p><b>Niagara River Lions</b>  7 Front St North  Thorold, ON L2V 1X3  Phone: 289-273-5905  Fax (877) 269-0372  Head Coach: Grace Lokole  Home Arena: Meridian Centre  <a href="http://riverlions.ca">riverlions.ca</a></p>	<p>The Niagara River Lions hosted several Atlantic Division squads this week, starting on Wednesday night with the Halifax Hurricanes. Unfortunately for the St. Catharines crew, the River Lions came up short in a 100-95 loss to Halifax. Newly-acquired Travis Releford sparked the Lions with 19 points; B.J. Montiero added 16. Logan Stutz completed a double-double of 13 points and 13 boards.</p>	
<p><b>Orangeville A's</b>  207321 Hwy 9  Mono, ON L9W 6J2  Phone: (519) 940-3735  Fax: (519) 940-3730  Head Coach: Chris Thomas  Home Arena: ACTS Athletics  <a href="http://asbasketball.ca">asbasketball.ca</a></p>	<p>Determined to fight their way through every game, the Orangeville A's hosted a pair of Atlantic Division matchups this week. On Thursday night, the A's took Halifax to overtime before falling short, 126-121. In the loss, Dominic Cheek powered in 29 points; while Richard Amardi added 24. Louis Munks had a team-high 12 rebounds, while Da'Quan Brooks shared 15 assists.</p> <p>The A's tried to rebound from that loss by hosting Saint John on Saturday evening. And although Flenard Whitfield (22), Justin Moss (21) and Dominic Cheek (20) each scored 20 or more points in the game, the A's lost 116-111 to fall further into the NBL Canada cellar.</p> <p>Then came a Sunday afternoon ultra-close matchup with the Niagara River Lions, where the A's lost 121-120 despite 29 points and 11 rebounds from Justin Moss. Richard Amardi added 28 points, while Da'Quan Brooks had 12 assists in the loss.</p>	

<p><b>Saint John Mill Rats</b>  133 Prince William Street, Suite 9  Saint John, NB E2L 2B5  Office: (506) 214-4454  Fax: (506) 652-1562  Head Coach: Rob Spon  Home Venue: Harbour Station  <a href="http://millratsbasketball.ca">millratsbasketball.ca</a></p>	<p>After a four-game losing streak, the Saint John Mill Rats righted the ship. On Wednesday night, the Mill Rats took a 119-111 road victory against the Moncton Miracles, with Anthony Anderson scoring a team-high 42 points, including nine three-pointers. Doug Herring Jr and Gabe Freeman added 15 points apiece for the Rats.</p> <p>On the next night, the Rats drove the Island Storm out of EastLink Arena with a 110-107 victory. Gabe Freeman notched 38 points for the Rats, while Johnny Mayhane went 9-for-14 from three-point range, on his way to a 27-point night.</p> <p>Next was a Central Division road trip swing, as the Mill Rats visited Orangeville. With Doug Herring Jr and Gabe Freeman scoring 26 and 23 points, respectively, the Mill Rats claimed a 116-111 victory over the A's, and swept the season series against Orangeville.</p> <p>The Mill Rats' win streak ended on Sunday, however, as the Windsor Express outlasted Saint John in overtime, 116-104. Doug Herring Jr. was the top scorer for Saint John, with 19 points in the loss.</p>	
<p><b>Windsor Express</b>  720 Ouellette Ave, Box 24  Windsor, Ontario N9A 1C2  Phone: (519) 800-3665  Head Coach: Bill Jones  Home Venue: WFCU Centre  <a href="http://www.expressbasketball.ca">www.expressbasketball.ca</a></p>	<p>In their only game of the week, the Windsor Express outlasted the Saint John Mill Rats 116-104 in overtime. Brandon Robinson was the top scorer for the Express, garnering 25 points.</p>	

Game reports compiled via team press releases, and from articles appearing in newspapers from the teams' home locations.

## NBL CANADA TRANSACTIONS

- March 8, 2016: Niagara River Lions signed and activated Samuel Meldrow. Released Billy Rush.
- March 9, 2016: The Island Storm place Terry Thomas on Injured Reserve (sprained thumb).
- March 10, 2016: Halifax Hurricanes trade the rights to Tyrone Watson to the Orangeville A's for cash considerations.
- March 11, 2016: Halifax Hurricanes trade Anthony Criswell to London Lightning for the rights to Kevin Loiselle. Signed and activated Kevin Loiselle and Cameron Bennerman. Released Negus Webster-Chan.
- March 11, 2016: London Lightning trade the rights to Kevin Loiselle to Halifax Hurricanes for Anthony Criswell. Place Stephen Maxwell (concussion) on Injured Reserve. Signed and activated Anthony Criswell.
- March 13, 2016: Windsor Express place Rudolphe Joly (back) on Injured Reserve. Signed and activated Billy Rush.
- March 14, 2016: Saint John Mill Rats signed and activated Olu Famutimi and Keith Gayden. Released Denny McDonald and Darren Moore.
- March 15, 2016: Orangeville A's released David Tyndale, Brandon Austin and Da'Quan Brooks. Signed Bryson Johnson. Activated Lewis Jackson from Injured Reserve. Placed Eric Copes (right thumb) on Injured Reserve. Signed Da'Quan Brooks as IR Designate.
- March 15, 2016: London Lightning placed Nick Okorie on Injured Reserve. Re-signed Ed Horton as IR designate. Signed and activated Akeem Scott.
- March 15, 2016: Windsor Express signed and activated James Hughes.
- March 15, 2016: Moncton Miracles signed Achuil Lual and Mike Martin. Gary Gibson placed on Injured Reserve. Released Jerron Jamerson and Kason Cheeks.
- March 15, 2016: Windsor Express signed and activated Denny McDonald. Released Jahmal McQueen.
- March 15, 2016: The Island Storm signed and activated Joseph Bertrand. Released Kenny Otieno.
- March 15, 2016: Niagara River Lions signed and activated Travis Releford. Released Chris Johnson.

March 18, 2016: Orangeville A's placed Bilal Benn (foot, knee) and Rick Bodiford (fractured hand) on Injured Reserve. DaQuan Brooks released and re-signed as Benn's IR designate. Activated Erik Copes from Injured Reserve.

March 18, 2016: Saint John Mill Rats place Anthony Stover (concussion) on Injured Reserve.

March 19, 2016: The Island Storm activated Terry Thomas from the Injured Reserve list.

March 19, 2016: London Lightning activated Stephen Maxwell from Injured Reserve. Released Anthony Criswell.

March 19, 2016: Saint John Mill Rats signed and activated Aaron Spears as IR designate for Anthony Stover.

March 20, 2016: Moncton Miracles activate Shawn Van Zant and Michael Martin. Placed Gary Gibson on Injured Reserve.

March 20, 2016: Orangeville A's activate Bilal Benn from Injured Reserve. Released Da'Quan Brooks. Placed Lewis Jackson (ankle) on Injured Reserve. Signed and activated Da'Quan Brooks as IR designate. Erik Copes returns to active lineup.

## **NBL CANADA PLAYER OF THE WEEK**

The National Basketball League of Canada is pleased to announce that Gabe Freeman of the Saint John Mill Rats has been named Player of the Week for the week ending March 20, 2016. Although this is Freeman's first Player of the Week honours this season, he has won the award three times during the 2011-12 season, when he was a member of the London Lightning.

Freeman, a 6'6" forward who played collegiately at Costa Mesa Community College, was instrumental in Saint John's three road victories this week, including scoring 36 points in a road win on St. Patrick's Day against the Island storm, and 23 points in a triumph over the Orangeville A's on Saturday. Freeman currently leads the Mill Rats in scoring (20.9 ppg) and rebounds (8.9 rpg).

## **PREVIOUS NBL CANADA PLAYERS OF THE WEEK:**

December 27, 2015: Logan Stutz, Niagara River Lions; Doug Herring Jr., Saint John Mill Rats (co-players of the week)

January 3, 2016: Justin Johnson, Halifax Hurricanes.

January 10, 2016: Brandon Robinson, Windsor Express.

January 17, 2016: Tyshawn Patterson, London Lightning.

January 24, 2016: Mike Glover, Halifax Hurricanes; Stephen Maxwell, London Lightning (co-players of the week)

January 31, 2016: Nick Okorie, London Lightning.

February 7, 2016: Anthony Stover, Saint John Mill Rats.

February 14, 2016: Kyle Hunt, Halifax Hurricanes.

February 21, 2016: Anthony Anderson, Saint John Mill Rats.

February 28, 2016: Brian Addison, Island Storm.

March 6, 2016: James Justice, Moncton Miracles.

March 13, 2016: Justin Johnson, Halifax Hurricanes.

March 20, 2016: Gabe Freeman, Saint John Mill Rats.

## **PREVIOUS NBL CANADA COACHES OF THE MONTH:**

January 2016: Kyle Julius, London Lightning.

February 2016: Rob Spon, Saint John Mill Rats.

## NBL CANADA TRIPLE DOUBLES

January 13, 2016: Anthony Stover, Saint John at Halifax (14 points, 14 rebounds, 10 blocked shots)

March 16, 2016: James Justice, Moncton vs. Saint John (24 points, 10 rebounds, 11 assists)

## NBL CANADA HEAD-TO-HEAD ACTION

	LONDON	WINDSOR	NIAGARA	ORANGEVILLE	HALIFAX	SAINT JOHN	MONCTON	ISLAND
LONDON		WIN 5-3	LON 6-3	LON 5-1	LON 1-0	LON 1-0	LON 1-0	LON 1-0
WINDSOR	WIN 5-3		WIN 5-3	WIN 5-4		WIN 1-0	MNC 1-0	ISL 2-0
NIAGARA	LON 6-3	WIN 5-3		NIA 4-2	HFX 2-0	STJ 2-0	MNC 1-0	NIA 1-0
ORANGEVILLE	LON 5-1	WIN 5-4	NIA 4-2		HFX 2-0	STJ 2-0	1-1	ISL 1-0
HALIFAX	LON 1-0		HFX 2-0	HFX 2-0		STJ 5-2	HFX 6-1	HFX 6-1
SAINT JOHN		WIN 1-0	STJ 2-0	STJ 2-0	STJ 5-2		4-4	STJ 4-3
MONCTON		MNC 1-0	MNC 1-0	1-1	HFX 6-1	4-4		MNC 5-3
ISLAND	LON 1-0	ISL 2-0	NIA 1-0	ISL 1-0	HFX 6-1	STJ 4-3	MNC 5-3	

# NATIONAL BASKETBALL LEAGUE OF CANADA PLAYOFF STANDINGS

AS OF MARCH 20, 2016

## ATLANTIC DIVISION Sponsored by DENTAL FIX CANADA

Team	W	L	.PCT	
Halifax	18	8	.692	#1 Seed Magic #=12 Saint John, 8 Moncton, 6 Island
Saint John	17	11	.586	#2 Seed Magic #=9 Moncton, 7 Island
Moncton	13	15	.464	#3 Seed Magic #=11 Island
The Island	10	17	.370	

## CENTRAL DIVISION Sponsored by DENTAL-MART SALES

Team	W	L	.PCT	GB
London	18	9	.667	#1 Seed Magic #=10 Windsor, 5 Niagara, 3 Orangeville
Windsor	16	13	.552	#2 Seed Magic #=7 Niagara, 5 Orangeville
Niagara	13	18	.419	#3 Seed Magic #=8 Orangeville
Orangeville	8	20	.286	10.5

## NUMBER ONE OVERALL SEED

Team	W	L	.PCT	
London	18	9	.653	#1 Seed Magic #=15H, 12SJ, 10W, 8M, 6I, 5N, 3O
Halifax	18	8	.695	#1 Seed Magic #=16L, 12SJ, 10W, 8M, 6I, 5N, 3O
Saint John	17	11	.586	
Windsor	16	13	.552	
Moncton	13	15	.464	
Niagara	13	18	.419	
The Island	10	17	.370	
Orangeville	8	20	.286	

The National Basketball League of Canada has confirmed the following playoff format for the 2015-16 NBL season. The magic number listed will count down to clinching the regular season division lead. When the magic number reaches zero, the team in first place has mathematically clinched the division title.

In the NBL quarterfinals, teams #1-#4 and teams #2-#3 will play each other in a best-of-five series, with a 2-2-1 format. The higher seed will have home court for games 1, 2 and (if necessary) 5.

In the NBL semifinals, the divisional teams will face

each other in a best-of-seven series, with a 2-2-1-1-1 format. The higher seed will host games 1, 2, and (if necessary) 5 and 7.

The remaining team in each division will play each other in the NBL Finals, which will be a best-of-seven series with a 2-3-2 format. The team with the higher regular season winning percentage will receive home court advantage for Games 1, 2 and (if necessary) 6 and 7. The winner of that series will be named National Basketball League of Canada Playoff Champion and receive a championship trophy commemorating their victory.

In the event that two or more teams are tied in terms of playoff seeding, the following tiebreakers will take place, in order of importance:

- (1) head-to-head record shall determine the winner;
- (2) if still a tie, head-to-head record against common opponents will determine the winner;
- (3) if still a tie, points scored in head to head competition will determine the winner;
- (4) if still a tie, average margin of victory in head to head competition will determine the winner;
- (5) if still a tie, the team correctly calling the flip of a coin will be seeded higher.

Playoff format subject to change due to venue availability.

## NBL PLAYER STATS (courtesy DakStats, <http://www.dakstats.com>)

SCORING AVERAGE	G	FG	3P	FT	PTS	AVG
Logan Stutz, Niagara	27	227	36	115	605	22.4
Chris Commons, Windsor	28	233	55	81	602	21.5
Gabe Freeman, Saint John	27	209	27	120	565	20.9
Brandon Robinson, Windsor	26	179	76	106	540	20.8
James Justice, Moncton	27	181	65	124	551	20.4
Justin Moss, Orangeville	28	201	2	158	562	20.1
Stehen Maxwell, London	26	180	0	119	479	18.4
Anthony Anderson, Saint John	27	158	52	110	478	17.7
Mike Glover, Halifax	26	157	0	143	457	17.6
Shane Gibson, Halifax	24	151	91	27	420	17.5

SCORING AVERAGE	G	FG	3P	FT	PTS	AVG
Doug Herring Jr., Saint John	24	130	39	107	406	16.9
Justin Johnson, Halifax	26	140	32	117	429	16.5
Brent Jennings, Island	24	145	34	64	388	16.2
Dexter Strickland, Moncton	28	149	22	112	432	15.4
Tyshawn Patterson, London	27	143	60	69	415	15.4
Tydran beaty, Moncton	28	161	24	77	423	15.1
Tony Bennett, Windsor	26	143	40	66	392	15.1
Nick Okorie, London	21	102	38	71	313	14.9
Akeem Wright, London	21	110	39	52	311	14.8
Kyle Hunt, Halifax	26	153	1	78	385	14.8

REBOUNDS	G	REB	AVG
Stephen Maxwell, London	26	316	12.15
Logan Stutz, Niagara	27	276	10.22
Justin Moss, Orangeville	28	253	9.04
Gabe Freeman, Saint John	27	242	8.96
Anthony Stover, Saint John	23	196	8.52
Brian Addison, Island	25	200	8.00
Mike Glover, Halifax	26	197	7.58
Nick Evans, ISL-London	24	184	7.67
Da'Quan Cook, Niagara	26	188	7.23
Thomas Granado, Moncton	28	198	7.07

3-POINTERS MADE (min 40 made)	G	3P	3Ppg
Shane Gibson, Halifax	24	91	3.79
Ryan Anderson, London	16	53	3.31
Johnny Mayhane, Saint John	18	57	3.17
Brandon Robinson, Windsor	26	76	2.92
Warren Ward, London	26	72	2.77
Louis Munks, Orangeville	16	44	2.75
James Justice, Moncton	27	65	2.41
Jean-Richard Volcy, Saint John	27	61	2.26
Richard Amardi, Orangeville	27	60	2.22
Tyshawn Patterson, London	27	60	2.22

BLOCKED SHOTS	G	BLK	AVG
Anthony Stover, Saint John	23	92	4.00
Maurice Bolden, Windsor	27	46	1.70
Mike Allison, Niagara	28	43	1.54
Chris Commons, Windsor	28	40	1.43
Erik Copes, Orangeville	19	25	1.32
Nick Evans, ISL-London	24	27	1.13
Marcus Capers, London	27	30	1.11

STEALS	G	STL	AVG
Brandon Robinson, Windsor	26	64	2.46
Tony Bennett, Windsor	26	56	2.15
James Justice, Moncton	27	52	1.93
Shane Gibson, Halifax	24	44	1.83
Adam Blazek, Niagara	29	53	1.83
Clifford Clinkscales, Halifax	26	43	1.65
Ryan Anderson, London	16	25	1.56
Bilal Benn, Orangeville	26	40	1.54

ASSISTS	G	AST	AVG
Da'Quan Brooks, Orangeville	11	110	10.00
Sammy Zeglinski, Niagara	26	217	8.35
Tony Bennett, Windsor	26	188	7.23
Clifford Clinkscales, Halifax	26	181	6.96
Lewis Jackson, Orangeville	12	80	6.67
Doug Herring Jr., Saint John	24	159	6.63
Anthony Anderson, Saint John	27	158	5.85
Nick Okorie, London	21	115	5.48
Bilal Benn, Orangeville	26	130	5.00
Malcolm Grant, Island	21	105	5.00

FIELD GOAL PERCENTAGE (min 150 att)	FGM	FGA	PCT
Stephen Maxwell, London	180	299	.602
Mike Glover, Halifax	157	265	.592
Logan Stutz, Niagara	227	393	.578
Thomas Granado, Moncton	147	256	.574
Kyle Hunt, Halifax	153	272	.563
Billy White, Halifax	113	206	.549
Chad Posthumus, London	104	190	.547
Brian Addison, Island	140	256	.547
Nick Evans, ISL-London	119	224	.531
Anthony Stover, Saint John	79	152	.520

FREE THROW PERCENTAGE (min 70 attempts)	FTM	FTA	PCT
Brandon Robinson, Windsor	106	117	.906
Justin Johnson, Halifax	117	132	.886
James Justice, Moncton	124	148	.838
Clinton Springer-Williams, Niagara	64	77	.831
Tyshawn Patterson, London	69	84	.821
Nick Okorie, London	71	87	.816
Anthony Anderson, Saint John	110	135	.815

3-POINT FIELD GOALS PERCENTAGE (min 60 attempts)	3PM	3PA	PCT
Shane Gibson, Halifax	91	192	.474
Brandan Kearney, Moncton	53	114	.465
Johnny Mayhane, Saint John	57	124	.460
Ryan Anderson, London	53	119	.445
Rashad Whack, Island	44	107	.411
Billy Rush, ISL-NIA-Windsor	34	83	.409
Dominic Cheek, Orangeville	24	60	.400



# NATIONAL BASKETBALL LEAGUE OF CANADA SCHEDULES AND RESULTS

## HALIFAX HURRICANES GAME-BY-GAME

Date	H/A	Opponent	Score	W	L	Rec	Att	Leading Scorer
12/26/2015	H	Moncton Miracles	129-113	W		1-0	2000	Mike Glover (30)
12/27/2015	A	Saint John Mill Rats	103-110		L	1-1	1584	Kyle Hunt (27)
12/29/2015	A	Moncton Miracles	108-101	W		2-1	902	Mike Glover (25)
12/31/2015	A	The Island Storm	115-112	W		3-1	1950	Justin Johnson (27)
1/1/2016	H	Moncton Miracles	124-121 (OT)	W		4-1	1758	Justin Johnson (27)
1/3/2016	H	Saint John Mill Rats	125-121 (OT)	W		5-1	1549	Mike Glover (35)
1/7/2016	H	The Island Storm	100-95	W		6-1	1238	Mike Glover (19), Kyle Hunt (19)
1/13/2016	H	Saint John Mill Rats	100-105		L	6-2	1611	Mike Glover (25)
1/14/2016	A	Saint John Mill Rats	91-98		L	6-3	1174	Anthony Criswell (21)
1/17/2016	A	Moncton Miracles	117-107	W		7-3	1282	Justin Johnson (28)
1/22/2016	A	Moncton Miracles	96-92	W		8-3	1334	Shane Gibson (19)
1/23/2016	A	The Island Storm	94-85	W		9-3	1850	Mike Glover (23)
1/28/2016	H	Saint John Mill Rats	104-115		L	9-4	1710	Clifford Clinkscales (18), Kyle Hunt (18)
2/5/2016	H	The Island Storm	90-88	W		10-4	1834	Justin Johnson (18)
2/13/2016	H	The Island Storm	105-85	W		11-4	1828	Mike Glover (18)
2/14/2016	H	Orangeville A's	125-89	W		12-4	2155	Kyle Hunt (23)
2/18/2016	H	Moncton Miracles	93-98		L	12-5	1736	Justin Johnson (21)
2/19/2016	H	The Island Storm	107-99	W		13-5	1968	Mike Glover (31)
2/26/2016	H	Niagara River Lions	116-93	W		14-5	2367	Mike Glover (23)
2/28/2016	A	Saint John Mill Rats	97-105		L	14-6	2494	Mike Glover (24)
3/4/2016	A	The Island Storm	106-108		L	14-7	2114	Justin Johnson (28)
3/9/2016	H	Moncton Miracles	97-89	W		15-7	1741	Justin Johnson (31)
3/10/2016	H	Saint John Mill Rats	112-101	W		16-7	1917	Justin Johnson (23)
3/16/2016	A	Niagara River Lions	100-95	W		17-7	1620	Billy White (26)
3/18/2016	A	Orangeville A's	126-121 (OT)	W		18-7	351	Shane Gibson (42)
3/19/2016	A	London Lightning	107-119		L	18-8	8011	Kyle Hunt (22)

## THE ISLAND STORM GAME-BY-GAME

Date	H/A	Opponent	Score	W	L	Rec	Att	Leading Scorer
12/26/2015	H	Saint John Mill Rats	106-121		L	0-1	2050	Malcolm Grant (24)
12/27/2015	A	Moncton Miracles	130-117	W		1-1	1547	Mike Martin (35)
12/31/2015	H	Halifax Hurricanes	112-115		L	1-2	1950	Mike Martin (23)
1/2/2016	A	Saint John Mill Rats	108-105	W		2-2	1671	Malcolm Grant (24)
1/3/2016	A	Moncton Miracles	106-123		L	2-3	1124	Brent Jennings (29)
1/7/2016	A	Halifax Hurricanes	95-100		L	2-4	1238	Lovell Cook (19)
1/9/2016	A	Saint John Mill Rats	108-124		L	2-5	1704	Brian Addison (22)
1/10/2016	H	Saint John Mill Rats	108-88	W		3-5	1876	Terry Thomas (21)
1/15/2016	H	Windsor Express	117-107	W		4-5	1710	Brian Addison (24)
1/16/2016	H	Niagara River Lions	87-105		L	4-6	1676	Brian Addison (20)
1/23/2016	H	Halifax Hurricanes	85-94		L	4-7	1850	Brent Jennings (17)
1/24/2016	A	Moncton Miracles	83-99		L	4-8	1542	Brent Jennings (16)
1/29/2016	A	Windsor Express	100-94	W		5-8	1214	Brent Jennings (27)
1/31/2016	A	London Lightning	105-114		L	5-9	6494	George Beamon (34)
2/4/2016	H	Moncton Miracles	101-100	W		6-9	1750	Malcolm Grant (19)
2/5/2016	A	Halifax Hurricanes	88-90		L	6-10	1834	Nick Evans (18)
2/7/2016	A	Moncton Miracles	92-101		L	6-11	1443	Terry Thomas (27)
2/11/2016	H	Saint John Mill Rats	104-107		L	6-12	1980	Brent Jennings (21)
2/13/2016	A	Halifax Hurricanes	85-105		L	6-13	1828	Rashad Whack (13)
2/15/2016	H	Orangeville A's	106-95	W		7-13	2350	Rashad Whack (18)
2/19/2016	A	Halifax Hurricanes	99-107		L	7-14	1968	Brent Jennings (22)
2/28/2016	H	Moncton Miracles	120-104	W		8-14	3205	Brian Addison (26)
3/4/2016	H	Halifax Hurricanes	108-106	W		9-14	2114	Brent Jennings (22)
3/6/2016	A	Moncton Miracles	96-106		L	9-15	1340	Brent Jennings (25)
3/13/2016	A	Saint John Mill Rats	137-92	W		10-15	1883	Morgan Lewis (21)
3/17/2016	H	Saint John Mill Rats	110-117		L	10-16	2010	Malcolm Grant (23)
3/20/2016	H	Moncton Miracles	103-113		L	10-17	2050	Tirrell Baines (22)

## LONDON LIGHTNING GAME-BY-GAME

Date	H/A	Opponent	Score	W	L	Rec	Att	Leading Scorer
12/26/2015	H	Niagara River Lions	122-109	W		1-0	4950	Warren Ward (31)
12/27/2015	A	Niagara River Lions	104-106		L	1-1	2819	Tyshawn Paterson (25)
12/29/2015	H	Windsor Express	95-79	W		2-1	2536	Stephen Maxwell (17)
1/2/2016	H	Orangeville A's	106-101	W		3-1	4629	Warren Ward (24)
1/3/2016	H	Windsor Express	91-94		L	3-2	4460	Tyshawn Patterson (29)
1/10/2016	A	Orangeville A's	111-106	W		4-2	311	Tyshawn Patterson (22), Stephen Maxwell (22)
1/14/2016	H	Niagara River Lions	107-93	W		5-2	2620	Stephen Maxwell (26)
1/16/2016	A	Orangeville A's	123-108	W		6-2	346	Stephen Maxwell (24), Tyshawn Patterson (24)
1/20/2016	A	Niagara River Lions	113-107	W		7-2	1330	Warren Ward (24)
1/22/2016	A	Windsor Express	123-115	W		8-2	943	Akeem Wright (26)
1/23/2016	H	Orangeville A's	87-86	W		9-2	6628	Nick Okorie (23), Tyshawn Patterson (23)
1/29/2016	A	Niagara River Lions	109-103	W		10-2	1038	Nick Okorie (26)
1/30/2016	H	Moncton Miracles	135-130	W		11-2	7710	Nick Okorie (33)
1/31/2016	H	The Island Storm	114-105	W		12-2	6494	Stephen Maxwell (28)
2/3/2016	A	Windsor Express	93-114		L	12-3	2680	Chad Posthumus (25)
2/4/2016	H	Saint John Mill Rats	104-92	W		13-3	1907	Warren Ward (24)
2/6/2016	H	Windsor Express	85-86		L	13-4	7317	Warren Ward (27)
2/10/2016	H	Niagara River Lions	123-114	W		14-4	2167	Stephen Maxwell (32)
2/11/2016	A	Niagara River Lions	114-102	W		15-4	1120	Garrett Williamson (17), Nick Okorie (17)
2/18/2016	H	Windsor Express	104-98	W		16-4	4416	Akeem Wright (19)
2/20/2016	A	Windsor Express	88-91		L	16-5	1465	Stephen Maxwell (25)
2/24/2016	H	Niagara River Lions	108-110		L	16-6	5869	Ryan Anderson (23)
2/28/2016	A	Orangeville A's	124-113	W		17-6	389	Warren Ward (26)
3/3/2016	A	Windsor Express	112-119		L	17-5	1480	Tyshawn Patterson (21)
3/5/2016	H	Orangeville A's	103-106		L	17-6	7817	Akeem Wright (17)
3/11/2016	A	Niagara River Lions	98-100		L	17-7	1138	Ryan Anderson (26)
3/19/2016	H	Halifax Hurricanes	113-107	W		18-7	8011	Tyshawn Patterson (23)

## MONCTON MIRACLES GAME-BY-GAME

Date	H/A	Opponent	Score	W	L	Rec	Att	Leading Scorer
12/26/2015	A	Halifax Hurricanes	113-129		L	0-1	2000	Tydran Beaty (27)
12/27/2015	H	The Island Storm	117-130		L	0-2	1547	Tyrrel Tate (25)
12/29/2015	H	Halifax Hurricanes	101-108		L	0-3	902	Tydran Beaty (21)
12/31/2015	A	Saint John Mill Rats	112-121		L	0-4	1582	James Justice (18)
1/1/2016	A	Halifax Hurricanes	121-124 (OT)		L	0-5	1758	James Justice (34)
1/3/2016	H	The Island Storm	123-106	W		1-5	1124	Thomas Granato (29)
1/7/2016	H	Saint John Mill Rats	123-114	W		2-5	1172	James Justice (28)
1/14/2016	H	Windsor Express	120-119	W		3-5	1143	James Justice (26)
1/16/2016	H	Halifax Hurricanes	107-117		L	3-6	1282	James Justice (29)
1/21/2016	A	Saint John Mill Rats	101-98	W		4-6	1305	James Justice (23)
1/22/2016	H	Halifax Hurricanes	92-96		L	4-7	1334	Tyrrel Tate (20)
1/24/2016	H	The Island Storm	99-83	W		5-7	1542	James Justice (22)
1/28/2016	A	Orangeville A's	110-111		L	5-8	393	James Justice (22)
1/30/2016	A	London Lightning	130-135		L	5-9	7710	James Justice (36)
2/4/2016	A	The Island Storm	100-101		L	5-10	1710	Tydran Beaty (25)
2/6/2016	H	Saint John Mill Rats	111-123		L	5-11	1688	Tydran Beaty (28)
2/7/2016	H	The Island Storm	101-92	W		6-11	1443	Dexter Strickland (23)
2/18/2016	A	Halifax Hurricanes	98-93	W		7-11	1736	Dexter Strickland (23)
2/19/2016	H	Orangeville A's	114-85	W		8-11	1507	Brandan Kearney (23)
2/25/2016	H	Saint John Mill Rats	115-116		L	8-12	1320	Dexter Strickland (31)
2/27/2016	H	Niagara River Lions	123-105	W		9-12	6007	Brandan Kearney (25)
2/28/2016	A	The Island Storm	104-120		L	9-13	3205	James Justice (19)
3/4/2016	A	Saint John Mill Rats	107-102	W		10-13	1698	Brandan Kearney (23)
3/5/2016	H	Saint John Mill Rats	95-92	W		11-13	1294	Tydran Beaty (27)
3/6/2016	H	The Island Storm	106-96	W		12-13	1340	Dexter Strickland (24)
3/9/2016	A	Halifax Hurricanes	89-97		L	12-14	1741	Tydran Beaty (26)
3/16/2016	H	Saint John Mill Rats	111-117		L	12-15	1122	James Justice (24)
3/20/2016	A	The Island Storm	113-103	W		13-15	2050	Dexter Strickland (23)

## NIAGARA RIVER LIONS GAME-BY-GAME

Date	H/A	Opponent	Score	W	L	Rec	Att	Leading Scorer
12/26/2015	A	London Lightning	109-122		L	0-1	4950	Logan Stutz (29)
12/27/2015	H	London Lightning	106-104	W		1-1	2819	Sammy Zeglinski (22)
1/2/2016	A	Windsor Express	115-118		L	1-2	780	Logan Stutz (34)
1/3/2016	H	Orangeville A's	105-108		L	1-3	1420	Logan Stutz (28)
1/5/2016	H	Windsor Express	92-91	W		2-3	1013	Logan Stutz (24)
1/10/2016	A	Windsor Express	90-112		L	2-4	963	Logan Stutz (26)
1/14/2016	A	London Lightning	93-107		L	2-5	2620	Logan Stutz (28)
1/16/2016	A	The Island Storm	105-87	W		3-5	1710	Logan Stutz (26)
1/17/2016	A	Saint John Mill Rats	103-120		L	3-6	1510	Logan Stutz (27)
1/20/2016	H	London Lightning	107-113		L	3-7	1330	Logan Stutz (30)
1/22/2016	A	Orangeville A's	90-97		L	3-8	331	Marcus Lewis (23)
1/23/2016	A	Windsor Express	103-108		L	3-9	850	Adam Blazek (22)
1/28/2016	H	Windsor Express	109-98	W		4-9	740	Clinton Springer-Williams (38)
1/29/2016	H	London Lightning	103-109		L	4-10	1038	Da'Quan Cook (22)
2/3/2016	H	Saint John Mill Rats	97-99		L	4-11	1038	Logan Stutz (25)
2/6/2016	A	Orangeville A's	93-90	W		5-11	219	Da'Quan Cook (20)
2/10/2016	A	London Lightning	114-123		L	5-12	2167	Logan Stutz (37)
2/11/2014	H	London Lightning	102-114		L	5-13	1120	Da'Quan Cook (26)
2/19/2016	H	Windsor Express	93-97		L	5-14	1268	Sammy Zeglinski (23)
2/24/2016	A	London Lightning	111-108	W		6-14	5869	Tramar Sutherland (22)
2/26/2016	A	Halifax Hurricanes	93-116		L	6-15	2367	Logan Stutz (22)
2/27/2016	A	Moncton Miracles	105-123		L	6-16	6007	Logan Stutz (20)
3/3/2016	H	Orangeville A's	119-109	W		7-16	1469	Logan Stutz (31)
3/4/2016	A	Windsor Express	104-81	W		8-16	1102	Tramar Sutherland (17)
3/9/2016	H	Windsor Express	98-101		L	8-17	1018	B.J. Montiero (19)
3/11/2016	H	London Lightning	100-98	W		9-17	1138	Sammy Zeglinski (22)
3/12/2016	A	Orangeville A's	113-103	W		10-17	329	B.J. Montiero (21)
3/16/2016	H	Halifax Hurricanes	95-100		L	10-18	1620	Travis Releford (19)
3/20/2016	H	Orangeville A's	121-120	W		11-18	1207	Logan Stutz (26)

## ORANGEVILLE A'S GAME-BY-GAME

Date	H/A	Opponent	Score	W	L	Rec	Att	Leading Scorer
12/26/2015	A	Windsor Express	98-97	W		1-0	1450	Lewis Jackson (23)
1/1/2016	H	Windsor Express	94-111		L	1-1	573	Justin Moss (22)
1/2/2016	A	London Lightning	101-106		L	1-2	4629	Justin Moss (25)
1/3/2016	A	Niagara River Lions	108-105	W		2-2	1420	Justin Moss (24)
1/10/2016	H	London Lightning	106-111		L	2-3	311	Justin Moss (24)
1/16/2016	H	London Lightning	108-123		L	2-4	346	Justin Moss (32)
1/17/2016	A	Windsor Express	95-111		L	2-5	700	Jameson Tipping (16)
1/22/2016	H	Niagara River Lions	97-90	W		3-5	331	Flenard Whitfield (25)
1/23/2016	A	London Lightning	86-87		L	3-6	6628	Lewis Jackson (23)
1/29/2016	H	Moncton Miracles	111-110	W		4-6	393	Justin Moss (24)
2/5/2016	H	Windsor Express	89-88	W		5-6	355	Lewis Jackson (18)
2/6/2016	H	Niagara River Lions	90-93		L	5-7	219	Flenard Whitfield (19)
2/11/2016	A	Windsor Express	95-99		L	5-8	847	Louis Munks (24)
2/14/2016	A	Halifax Hurricanes	89-125		L	5-9	2155	Justin Moss (26)
2/15/2016	A	The Island Storm	95-106		L	5-10	2350	Justin Moss (23)
2/18/2016	A	Saint John Mill Rats	102-147		L	5-11	2742	Justin Moss (15)
2/19/2016	A	Moncton Miracles	85-114		L	5-12	1507	Flenard Whitfield (14)
2/26/2016	A	Windsor Express	85-97		L	5-13	1115	Justin Moss (25)
2/28/2016	H	London Lightning	113-124		L	5-14	389	Justin Moss (31)
3/3/2016	A	Niagara River Lions	109-119		L	5-15	1469	Justin Moss (30)
3/5/2016	A	London Lightning	106-103	W		6-15	7817	Louis Munks (26)
3/6/2016	H	Windsor Express	106-104	W		7-15	324	Justin Moss (24)
3/11/2016	H	Windsor Express	113-98	W		8-15	253	Louis Munks (22)
3/12/2016	H	Niagara River Lions	103-113		L	8-16	329	Tyrone Watson (25)
3/13/2016	A	Windsor Express	100-102		L	8-17	1265	Dominic Cheek (24)
3/18/2016	H	Halifax Hurricanes	121-126 (OT)		L	8-18	351	Dominic Cheek (29)
3/19/2016	H	Saint John Mill Rats	111-116		L	8-19	363	Flenard Whitfield (22)
3/20/2016	A	Niagara River Lions	120-121		L	8-20	1207	Justin Moss (29)

### SAINT JOHN MILL RATS GAME-BY-GAME

Date	H/A	Opponent	Score	W	L	Rec	Att	Leading Scorer
12/26/2015	A	The Island Storm	121-106	W		1-0	2050	Anthony Anderson (24)
12/27/2015	H	Halifax Hurricanes	110-103	W		2-0	1584	Doug Herring Jr (24)
12/29/2015	H	Moncton Miracles	121-112	W		3-0	1582	Anthony Anderson (33)
1/2/2016	H	The Island Storm	105-108		L	3-1	1671	Anthony Anderson (23)
1/3/2016	A	Halifax Hurricanes	121-125 (OT)		L	3-2	1549	Gabe Freeman (31)
1/7/2016	A	Moncton Miracles	114-123		L	3-3	1172	Doug Herring Jr. (23)
1/9/2016	H	The Island Storm	124-108	W		4-3	1704	Doug Herring Jr. (30)
1/10/2016	A	The Island Storm	88-108		L	4-4	1876	Jean-Richard Volcy (20)
1/13/2016	A	Halifax Hurricanes	105-100	W		5-4	1611	Gabe Freeman (25)
1/16/2016	H	Halifax Hurricanes	98-97	W		6-4	1174	Doug Herring Jr (22)
3/17/2016	H	Niagara River Lions	120-103	W		7-4	1505	Gabe Freeman (18), Johnny Mayhane (18)
1/21/2016	H	Moncton Miracles	98-101		L	7-5	1305	Gabe Freeman (30)
1/28/2016	A	Halifax Hurricanes	115-104	W		8-5	1710	Johnny Mayhane (26)
2/3/2016	A	Niagara River Lions	99-97	W		9-5	1038	Gabe Freeman (20)
2/4/2016	A	London Lightning	92-104		L	9-6	1907	Gabe Freeman (23)
2/6/2016	A	Moncton Miracles	123-111	W		10-6	1688	Anthony Anderson (32)
2/11/2016	A	The Island Storm	107-104	W		11-6	1980	Gabe Freeman (30)
2/18/2016	H	Orangeville A's	147-102	W		12-6	2742	Anthony Anderson (51)
2/25/2016	A	Moncton Miracles	116-115	W		13-6	1320	Gabe Freeman (34)
2/28/2016	H	Halifax Hurricanes	105-97	W		14-6	2494	Doug Herring Jr (26)
3/4/2016	H	Moncton Miracles	102-107		L	14-7	1698	Gabe Freeman (19)
3/5/2016	A	Moncton Miracles	92-95		L	14-8	1294	Gabe Freeman (17)
3/10/2016	A	Halifax Hurricanes	101-112		L	14-9	1917	Anthony Anderson (29)
3/13/2016	H	The Island Storm	92-137		L	14-10	1883	Gabe Freeman (18)
3/16/2016	A	Moncton Miracles	117-111	W		15-10	1122	Anthony Anderson (42)
3/17/2016	A	The Island Storm	110-107	W		16-10	2010	Gabe Freeman (38)
3/19/2016	A	Orangeville A's	116-111	W		17-10	363	Doug Herring Jr (26)
3/20/2016	A	Windsor Express	104-116 (OT)		L	17-11		Doug Herring Jr. (19)

### WINDSOR EXPRESS GAME-BY-GAME

Date	H/A	Opponent	Score	W	L	Rec	Att	Leading Scorer
12/26/2015	H	Orangeville A's	97-98		L	0-1	1450	Chris Commons (27)
12/29/2015	A	London Lightning	79-95		L	0-2	2536	Kirk Williams Jr (14)
1/1/2016	A	Orangeville A's	111-97	W		1-2	573	Chris Commons (22)
1/2/2016	H	Niagara River Lions	118-115	W		2-2	780	Brandon Robinson (35)
1/3/2016	A	London Lightning	94-91	W		3-2	4460	Chris Commons (22)
1/5/2016	A	Niagara River Lions	91-92		L	3-3	1013	Maurice Bolden (23)
1/10/2016	H	Niagara River Lions	112-90	W		4-3	963	Brandon Robinson (32)
1/14/2016	A	Moncton Miracles	119-120		L	4-4	1143	Chris Commons (31)
1/15/2016	A	Island Storm	107-117		L	4-5	1710	Brandon Robinson (27)
1/17/2016	H	Orangeville A's	111-95	W		5-5	700	Brandon Robinson (27)
1/22/2016	H	London Lightning	115-123		L	5-6	943	Tony Bennett (32)
1/23/2016	H	Niagara River Lions	108-103	W		6-6	850	Brandon Robinson (27)
1/28/2016	A	Niagara River Lions	98-109		L	6-7	740	Chris Commons (23)
1/29/2016	H	The Island Storm	94-100		L	6-8	1214	Chris Commons (26)
2/3/2016	H-C	London Lightning	114-93	W		7-8	2680	Brandon Robinson (34)
2/5/2016	A	Orangeville A's	88-89		L	7-9	355	Kirk Williams Jr (31)
2/6/2016	A	London Lightning	86-85	W		8-9	7317	Chris Commons (21)
2/11/2016	H	Orangeville A's	99-95	W		9-9	847	Chris Commons (32)
2/18/2016	A	London Lightning	98-104		L	9-10	4416	Brandon Robinson (24)
2/19/2016	A	Niagara River Lions	97-93	W		10-10	1268	Chris Commons (22)
2/20/2016	H	London Lightning	91-88	W		11-10	1465	Brandon Robinson (23)
2/26/2016	H	Orangeville A's	97-85	W		12-10	1115	Kirk Williams Jr (21)
3/3/2016	H	London Lightning	119-112	W		13-10	1480	Tony Bennett (28)
3/4/2016	H	Niagara River Lions	81-104		L	13-11	1102	Kirk Williams Jr (22)
3/6/2016	A	Orangeville A's	104-106		L	13-12	324	Brandon Robinson (21), Shaquille Keith (21)
3/9/2016	A	Niagara River Lions	101-98	W		14-12	1018	Chris Commons (29)
3/11/2016	A	Orangeville A's	98-113		L	14-13	253	Muarice Bolden (19)
3/13/2016	H	Orangeville A's	102-100	W		15-13	1265	Chris Commons (31)
3/20/2016	H	Saint John Mill Rats	116-104 (OT)	W		16-13		Brandon Robinson (25)

## HALIFAX HURRICANES REGULAR SEASON PLAYER STATS

#	Player	GP	GS	MIN	AVG	FG	FGA	PCT	3P	3PA	.PCT	FTFTA	.PCTOR	DR	REBR/G	PF	A	TO	BLK	ST	PTS	P/G				
1	Mike Glover	26	2	685	26.3	157	265	.592	0	1	.000	143	200	.715	82	115	197	7.6	88	24	82	7	16	457	17.6	
7	Justin Johnson	26	11	803	30.9	140	295	.475	32	91	.352	117	132	.886	12	79	91	3.5	66	115	73	1	28	429	16.5	
25	Shane Gibson	24	24	778	32.4	151	307	.492	91	192	.474	27	30	.900	19	68	87	3.6	69	49	41	5	44	420	17.5	
24	Kyle Hunt	26	22	669	25.7	153	272	.563	1	1	1.00	78	121	.645	71	89	160	6.2	82	20	45	20	23	385	14.8	
32	Billy White	25	19	600	24.0	113	206	.549	5	19	.263	47	56	.839	32	89	121	4.8	108	23	40	17	17	278	11.1	
23	Anthony Criswell	23	7	432	18.8	82	193	.425	6	34	.176	30	39	.769	32	74	106	4.6	68	18	28	6	18	200	8.7	
12	Clifford Clinkscales	26	16	731	28.1	68	155	.439	25	67	.373	11	19	.579	7	47	54	2.1	64	181	57	9	43	172	6.6	
5	Joel Friesen	26	17	534	20.5	43	122	.352	21	63	.333	37	44	.841	19	66	85	3.3	87	37	22	9	14	144	5.5	
2	Joseph Bertrand	14	9	331	23.6	47	105	.448	16	44	.364	18	20	.900	17	45	62	4.4	46	10	12	2	9	128	9.1	
22	Renaldo Dixon	9	3	122	13.6	16	35	.457	1	4	.250	12	12	1.00	6	16	22	2.4	14	2	9	4	2	45	5.0	
28	JerShon Cobb	4	0	76	19.0	13	24	.542	6	12	.500	2	2	1.00	1	10	11	2.8	8	3	6	2	4	34	8.5	
8	Alex Johnson	6	0	111	18.5	8	24	.333	3	11	.273	14	20	.700	1	9	10	1.7	9	15	8	0	5	33	5.5	
2	Brandon Bowdry	5	0	109	21.8	10	27	.370	3	12	.250	5	5	1.00	5	26	31	6.2	21	6	9	1	4	28	5.6	
14	Negus Webster-Chan	12	0	154	12.8	6	35	.171	2	26	.077	4	7	.571	4	20	24	2.0	15	17	7	2	11	18	1.5	
14	Cameron Bennerman	3	0	46	15.3	2	11	.182	2	6	.333	3	3	1.00	2	2	4	1.3	6	2	3	0	0	9	3.0	
8	Ty Nurse	11	0	61	5.5	2	7	.286	1	5	.200	1	2	.500	0	5	5	0.5	11	6	2	0	6	6	0.5	
TEAM														26	123	149				9						
Halifax Hurricanes		26		6241		1011	2083	.485	215	588	.366	549	712	.771	336	883	1219	46.9	767	529	453	85	267	2786	107.2	

### TEAM STATISTICS

	HFX	OPP
SCORING	2786	2661
Points per game	107.2	102.3
Scoring margin	4.8	-
FIELD GOALS-ATT	1011-2083	896-2023
Field goal pct	.485	.443
3 POINT FG-ATT	215-588	226-681
3-point FG pct	.366	.332
3-pt FG made per game	8.3	8.7
FREE THROWS-ATT	549-712	643-886
Free throw pct	.771	.726
REBOUNDS	1219	1158
Rebounds per game	46.9	44.5
Rebounding margin	2.3	-
ASSISTS	529	501
Assists per game	20.3	19.3
TURNOVERS	453	444
Turnovers per game	17.4	17.1
Turnover margin	0.3	-
Assist / turnover ratio	1.2	1.1
STEALS	267	210
Steals per game	10.3	8.1
BLOCKS	85	98
Blocks per game	3.3	3.8
ATTENDANCE	25412	24636
Home games-Avg/Game	14-1815	12-2053
Neutral site-Avg/Game	-	0-0
SCORE BY QUARTERS	1st 2nd 3rd 4th OT1	TOTAL
Opponents	626 574 708 725 28	2661
Halifax Hurricanes	634 653 678 780 40	2785

## THE ISLAND STORM REGULAR SEASON PLAYER STATS

#	Player	GP	GS	MIN	AVG	FG	FGA	PCT	3P	3PA	.PCT	FTFTA	.PCTOR	DR	REBR/G	PF	A	TO	BLK	ST	PTS	P/G																																																									
2	Brent Jennings	24	18	705	29.4	145	310	.468	34	96	.354	64	97	.660	34	81	115	4.8	78	70	57	17	25	388	16.2																																																						
20	Brian Addison	25	16	658	26.3	140	256	.547	3	7	.429	34	69	.493	89	111	200	8.0	78	24	38	18	23	317	12.7																																																						
22	Rashad Whack	24	21	649	27.0	103	254	.406	44	107	.411	57	83	.687	22	63	85	3.5	68	90	39	1	34	307	12.8																																																						
3	Malcolm Grant	21	18	610	29.0	101	218	.463	36	91	.396	37	50	.740	1	33	34	1.6	24	105	59	0	15	275	13.1																																																						
13	Terry Thomas	24	6	599	25.0	91	191	.476	17	57	.298	64	95	.674	46	79	125	5.2	57	46	30	13	29	263	11.0																																																						
50	Nick Evans	20	20	570	28.5	101	187	.540	0	0	.000	47	59	.797	45	111	156	7.8	78	37	54	21	15	249	12.4																																																						
6	Tirrell Baines	15	4	374	24.9	60	125	.480	0	1	.000	54	76	.711	33	55	88	5.9	35	19	24	0	14	174	11.6																																																						
6	Mike Martin	12	7	302	25.2	54	117	.462	13	34	.382	28	36	.778	11	42	53	4.4	36	15	30	2	2	149	12.4																																																						
15	Morgan Lewis	15	9	382	25.5	45	111	.405	17	51	.333	16	26	.615	11	43	54	3.6	41	36	25	2	12	123	8.2																																																						
24	Andre Malone	11	4	188	17.1	29	82	.354	8	31	.258	10	12	.833	12	23	35	3.2	13	10	13	5	6	76	6.9																																																						
5	Kenny Otieno	19	0	141	7.4	18	40	.450	4	8	.500	18	23	.783	6	20	26	1.4	16	11	14	2	3	58	3.1																																																						
1	Billy Rush	7	4	166	23.7	21	48	.438	10	19	.526	4	14	.286	2	21	23	3.3	20	10	6	0	6	56	8.0																																																						
11	Josiah Turner	5	5	139	27.8	18	39	.462	0	2	.000	17	27	.630	4	15	19	3.8	13	38	13	1	11	53	10.6																																																						
10	George Beamon	6	2	102	17.0	17	44	.386	9	21	.429	9	16	.563	5	17	22	3.7	8	6	4	0	3	52	8.7																																																						
11	Gary Gibson	7	1	159	22.7	16	37	.432	4	12	.333	14	18	.778	4	14	18	2.6	16	28	14	0	6	50	7.1																																																						
7	Robert Nortmann	23	0	241	10.5	15	39	.385	0	0	.000	14	24	.583	25	25	50	2.2	49	3	19	3	6	44	1.9																																																						
42	Chad Posthumus	5	0	91	18.2	12	26	.462	0	0	.000	15	22	.682	15	19	34	6.8	13	3	11	4	0	39	7.8																																																						
1	Alex DesRoches	15	0	128	8.5	12	33	.364	0	7	.000	9	15	.600	6	12	18	1.2	5	7	7	1	5	33	2.2																																																						
15	Lovell Cook	3	0	45	15.0	9	22	.409	5	11	.455	7	9	.778	3	5	8	2.7	2	5	0	0	0	30	10.0																																																						
10	Al Stewart	3	0	63	21.0	8	21	.381	1	1	1.00	4	6	.667	2	8	10	3.3	4	8	3	0	5	21	7.0																																																						
15	Raheem Singleton	2	0	51	25.5	5	14	.357	2	4	.500	2	3	.667	0	5	5	2.5	5	3	6	0	0	14	7.0																																																						
42	Anthony Simpson	2	0	23	11.5	3	9	.333	0	2	.000	0	3	.000	3	3	6	3.0	2	1	3	1	1	6	3.0																																																						
5	Joseph Bertrand	2	0	16	8.0	2	8	.250	1	3	.333	0	0	.000	0	2	2	1.0	1	0	0	0	0	5	2.5																																																						
42	Paul Cooper	2	0	17	8.5	1	1	1.00	0	0	.000	2	4	.500	2	2	4	2.0	6	0	2	1	0	4	2.0																																																						
TEAM														50			104			154			15																																																								
Island Storm														27			6419			1026			2232			.460			208			565			.368			526			787			.668			431			913			1344			49.8			673			572			491			92			229			2786			103.2		

### TEAM STATISTICS

	ISL	OPP
SCORING	2786	2837
Points per game	103.2	105.1
Scoring margin	-1.9	-
FIELD GOALS-ATT	1026-2232	1031-2208
Field goal pct	.460	.467
3 POINT FG-ATT	208-565	241-706
3-point FG pct	.368	.341
3-pt FG made per game	7.7	8.9
FREE THROWS-ATT	526-787	534-753
Free throw pct	.668	.709
REBOUNDS	1344	1285
Rebounds per game	49.8	47.6
Rebounding margin	2.2	-
ASSISTS	572	600
Assists per game	21.2	22.2
TURNOVERS	491	490
Turnovers per game	18.2	18.1
Turnover margin	0.0	-
Assist / turnover ratio	1.2	1.2
STEALS	229	272
Steals per game	8.5	10.1
BLOCKS	92	101
Blocks per game	3.4	3.7
ATTENDANCE	26571	26530
Home games-Avg/Game	13-2043	14-1895
Neutral site-Avg/Game	-	0-0
SCORE BY QUARTERS	1st 2nd 3rd 4th	TOTAL
Opponents	656 713 727 741	2837
Island Storm	703 669 680 734	2786

## LONDON LIGHTNING REGULAR SEASON PLAYER STATS

#	Player	GP	GS	MIN	AVG	FG	FGA	PCT	3P	3PA	.PCT	FTFTA	.PCTOR	DR	REBR/G	PF	A	TO	BLK	ST	PTS	P/G				
21	Stephen Maxwell	26	25	855	32.9	180	299	.602	0	0	.000	119	156	.763	105	211	316	12.2	63	36	46	4	21	479	18.4	
22	Tyshawn Patterson	27	2	634	23.5	143	307	.466	60	154	.390	69	84	.821	25	48	73	2.7	42	66	39	4	20	415	15.4	
10	Warren Ward	26	19	656	25.2	119	305	.390	72	183	.393	24	28	.857	19	73	92	3.5	62	57	39	5	19	334	12.8	
2	Nick Okorie	21	21	743	35.4	102	268	.381	38	116	.328	71	87	.816	10	51	61	2.9	83	115	43	1	26	313	14.9	
25	Akeem Wright	21	19	628	29.9	110	257	.428	39	116	.336	52	76	.684	31	91	122	5.8	60	70	71	12	25	311	14.8	
20	Chad Posthumus	22	5	464	21.1	104	190	.547	0	0	.000	36	58	.621	59	84	143	6.5	71	22	53	13	9	244	11.1	
44	Ryan Anderson	16	7	475	29.7	72	156	.462	53	119	.445	26	34	.765	6	66	72	4.5	63	55	27	2	25	223	13.9	
34	Marcus Capers	27	10	617	22.9	64	113	.566	1	10	.100	14	36	.389	48	74	122	4.5	63	64	25	30	29	143	5.3	
15	Garrett Williamson	10	10	272	27.2	34	69	.493	1	2	.500	25	36	.694	9	15	24	2.4	27	46	14	4	14	94	9.4	
14	Kevin Loiselle	16	2	255	15.9	29	78	.372	13	31	.419	11	33	.333	15	44	59	3.7	54	23	31	7	8	82	5.1	
24	Mustafaa Jones	19	2	185	9.7	20	55	.364	19	44	.432	0	0	.000	0	10	10	0.5	22	11	10	2	3	59	3.1	
1	Ed Horton	6	5	139	23.2	19	45	.422	6	19	.316	4	8	.500	2	12	14	2.3	23	12	4	0	5	48	8.0	
20	Nick Evans	4	1	102	25.5	18	37	.486	0	0	.000	7	11	.636	12	16	28	7.0	17	8	6	6	2	43	10.8	
42	Curtis Washington	9	3	94	10.4	19	38	.500	0	0	.000	3	5	.600	3	13	16	1.8	17	5	5	4	5	41	4.6	
0	Jeremy Wise	5	4	135	27.0	11	27	.407	3	9	.333	11	11	1.00	0	18	18	3.6	9	22	7	2	8	36	7.2	
4	Jordan Weidner	5	0	83	16.6	7	22	.318	4	12	.333	11	14	.786	0	8	8	1.6	9	6	2	0	3	29	5.8	
14	Eric Kibi	3	0	39	13.0	3	5	.600	0	0	.000	4	5	.800	4	9	13	4.3	4	2	1	0	0	10	3.3	
11	Taylor Black	5	0	35	7.0	2	8	.250	0	4	.000	1	2	.500	1	3	4	0.8	3	1	3	1	3	5	1.0	
TEAM															45	57	102			12						
London Lightning		27		6411		1056	2279	.463	309	819	.377	488	684	.713	394	903	1297	48.0	693	621	438	97	226	2909	107.7	

### TEAM STATISTICS

	LON	OPP
SCORING	2909	2795
Points per game	107.7	103.5
Scoring margin	4.2	-
FIELD GOALS-ATT	1056-2279	1019-2252
Field goal pct	.463	.452
3 POINT FG-ATT	309-819	246-735
3-point FG pct	.377	.335
3-pt FG made per game	11.4	9.1
FREE THROWS-ATT	488-684	511-708
Free throw pct	.713	.722
REBOUNDS	1297	1296
Rebounds per game	48.0	48.0
Rebounding margin	0.0	-
ASSISTS	621	607
Assists per game	23.0	22.5
TURNOVERS	438	462
Turnovers per game	16.2	17.1
Turnover margin	-0.9	-
Assist / turnover ratio	1.4	1.3
STEALS	226	211
Steals per game	8.4	7.8
BLOCKS	97	103
Blocks per game	3.6	3.8
ATTENDANCE	77531	15029
Home games-Avg/Game	15-5168	12-1252
Neutral site-Avg/Game	-	0-0
SCORE BY QUARTERS		
Opponents	1st 2nd 3rd 4th TOTAL	2795
London Lightning	639 666 764 726	2909
	688 702 759 760	

## MONCTON MIRACLES REGULAR SEASON PLAYER STATS

#	Player	GP	GS	MIN	AVG	FG	FGA	PCT	3P	3PA	.PCT	FTFTA	.PCTOR	DR	REBR/G	PF	A	TO	BLK	ST	PTS	P/G				
55	James Justice	27	23	957	35.5	181	392	.462	65	171	.380	124	148	.838	40	102	142	5.3	67	129	67	6	52	551	20.4	
23	Dexter Strickland	28	28	870	31.1	149	296	.503	22	59	.373	112	155	.723	23	89	112	4.0	80	120	71	7	40	432	15.4	
5	Tydran Beaty	28	22	756	27.0	161	344	.468	24	82	.293	77	120	.642	51	131	182	6.5	88	36	65	13	30	423	15.1	
33	Thomas Granado	28	23	711	25.4	147	256	.574	9	31	.290	63	91	.692	68	130	198	7.1	101	26	52	26	10	366	13.1	
10	Brandan Kearney	28	14	672	24.0	107	236	.453	53	114	.465	14	30	.467	17	59	76	2.7	66	60	47	4	20	281	10.0	
42	Tyrrel Tate	28	16	613	21.9	76	196	.388	26	81	.321	82	103	.796	18	70	88	3.1	67	36	43	3	18	260	9.3	
2	Cordell Jeanty	28	1	439	15.7	67	134	.500	0	1	.000	45	59	.763	50	75	125	4.5	70	25	17	6	10	179	6.4	
3	Tyler Murray	27	0	439	16.3	48	107	.449	16	48	.333	28	35	.800	4	37	41	1.5	31	48	25	0	24	140	5.2	
34	Kason Cheeks	21	5	336	16.0	51	98	.520	0	0	.000	14	38	.368	40	52	92	4.4	37	22	28	2	20	116	5.5	
7	Anthony Gurley	9	1	167	18.6	35	92	.380	15	40	.375	13	22	.591	7	18	25	2.8	11	14	10	3	5	98	10.9	
7	Jerron Jamerson	12	0	152	12.7	19	40	.475	0	2	.000	15	28	.536	10	16	26	2.2	17	4	11	4	3	53	4.4	
22	Ryan Smith	16	0	152	9.5	18	36	.500	8	20	.400	3	6	.500	5	11	16	1.0	30	7	4	1	1	47	2.9	
44	Shane Burrell	6	5	93	15.5	11	35	.314	0	3	.000	5	11	.455	9	10	19	3.2	22	4	16	1	4	27	4.5	
44	Derek Hall	6	1	67	11.2	10	27	.370	1	5	.200	3	6	.500	6	9	15	2.5	12	3	5	0	0	24	4.0	
44	Zachary Valliere	8	0	64	8.0	7	19	.368	0	0	.000	7	18	.389	8	9	17	2.1	12	3	3	4	2	21	2.6	
13	Gary Gibson	3	0	63	21.1	6	16	.375	0	7	.000	3	4	.750	2	4	6	2.0	9	11	3	0	4	15	5.0	
7	Shawn Van Zant	2	1	43	21.5	6	12	.500	1	4	.250	1	1	1.00	0	3	3	1.5	4	4	3	0	2	14	7.0	
44	Mike Martin	1	0	9	9.0	2	3	.667	1	2	.500	0	0	.000	0	0	0	0.0	2	0	0	0	1	5	5.0	
30	Jamil Terrell	3	0	34	11.3	2	5	.400	0	0	.000	0	0	.000	0	10	10	3.3	7	3	2	1	0	4	1.3	
30	Achuil Lual	1	0	5	5.0	1	1	1.00	0	0	.000	0	0	.000	1	0	1	1.0	1	0	2	0	0	2	2.0	
TEAM																										
Moncton Miracles		28		6642		1104	2345	.471	241	670	.360	609	875	.696	405	965	1370	48.9	737	556	492	81	255	3058	109.2	

### TEAM STATISTICS

### MNC

### OPP

#### SCORING

Points per game

Scoring margin

FIELD GOALS-ATT

Field goal pct

3 POINT FG-ATT

3-point FG pct

3-pt FG made per game

FREE THROWS-ATT

Free throw pct

REBOUNDS

Rebounds per game

Rebounding margin

ASSISTS

Assists per game

TURNOVERS

Turnovers per game

Turnover margin

Assist / turnover ratio

STEALS

Steals per game

BLOCKS

Blocks per game

ATTENDANCE

Home games-Avg/Game

Neutral site-Avg/Game

SCORE BY QUARTERS

Opponents

Moncton Miracles

3058	3037				
109.2	108.5				
0.8	-				
1104-2345	1115-2417				
.471	.461				
241-670	235-721				
.360	.326				
8.6	8.4				
609-875	572-832				
.696	.688				
1370	1413				
48.9	50.5				
-1.5	-				
556	547				
19.9	19.5				
492	496				
17.6	17.7				
-0.1	-				
1.1	1.1				
255	233				
9.1	8.3				
81	125				
2.9	4.5				
24917	26928				
16-1557	12-2244				
-	0-0				
1st	2nd	3rd	4th	OT1	TOTAL
739	737	745	804	10	3035
765	672	807	805	7	3056



## NIAGARA RIVER LIONS REGULAR SEASON PLAYER STATS

#	Player	GP	GS	MIN	AVG	FG	FGA	PCT	3P	3PA	.PCT	FTFTA	.PCTOR	DR	REBR/G	PF	A	TO	BLK	ST	PTS	P/G				
11	Logan Stutz	27	26	989	36.6	227	393	.578	36	92	.391	115	157	.732	86	190	276	10.2	86	54	86	14	35	605	22.4	
3	Sammy Zeglinski	26	26	975	37.5	137	356	.385	56	179	.313	53	74	.716	18	116	134	5.2	60	217	100	4	37	383	14.7	
30	Da'Quan Cook	26	25	842	32.4	126	294	.429	2	23	.087	103	148	.696	68	120	188	7.2	76	61	97	8	13	357	13.7	
5	Adam Blazek	29	18	837	28.9	121	313	.387	51	157	.325	34	42	.810	40	112	152	5.2	100	89	42	5	53	327	11.3	
2	C. Springer-Williams	29	9	575	19.8	95	226	.420	40	101	.396	64	77	.831	21	61	82	2.8	40	33	47	3	13	294	10.1	
13	Mike Allison	28	3	533	19.0	73	142	.514	0	1	.000	55	71	.775	64	104	168	6.0	59	21	26	43	16	201	7.2	
9	Tramar Sutherland	29	9	410	14.1	58	153	.379	14	43	.326	36	54	.667	29	38	67	2.3	51	31	32	1	23	166	5.7	
23	Marcus Lewis	15	7	354	23.6	59	129	.457	10	45	.222	21	39	.538	11	23	34	2.3	46	28	30	5	16	149	9.9	
15	Billy Rush	13	8	325	25.0	38	118	.322	24	63	.381	12	20	.600	10	58	68	5.2	29	26	25	2	8	112	8.6	
6	B.J. Monteiro	7	5	192	27.4	36	79	.456	4	11	.364	22	34	.647	14	26	40	5.7	17	25	18	2	6	98	14.0	
33	Russ Conley	22	1	151	6.8	31	52	.596	1	2	.500	13	19	.684	21	24	45	2.0	17	5	8	5	3	76	3.5	
23	Chris Johnson	11	2	191	17.4	24	61	.393	0	7	.000	9	11	.818	16	22	38	3.5	21	19	12	2	2	57	5.2	
7	Jonathan Dunn	6	0	135	22.5	16	47	.340	9	25	.360	14	20	.700	2	5	7	1.2	10	5	8	0	1	55	9.2	
24	Travis Releford	2	1	60	30.0	15	28	.536	2	7	.286	6	8	.750	2	5	7	3.5	5	6	4	0	3	38	19.0	
32	Samuel Muldrow	5	4	103	20.6	13	29	.448	5	12	.417	7	9	.778	5	18	23	4.6	13	5	7	13	4	38	7.6	
10	Greg Carter	22	0	165	7.5	9	18	.500	2	4	.500	6	13	.462	6	16	22	1.0	25	27	17	1	9	26	1.2	
21	Dylan Edgar	12	1	48	3.4	6	9	.667	0	0	.000	1	3	.333	4	8	12	1.0	8	0	1	0	0	13	1.1	
25	Samuel Deguara	3	0	8	2.7	1	2	.500	0	0	.000	0	0	.000	2	6	8	2.7	2	0	4	1	0	2	0.7	
TEAM														69	100	169				15						
Niagara River Lions		29		6892		1085	2451	.443	256	773	.331	571	799	.715	488	1052	1540	53.1	665	652	579	109	243	2997	103.3	

### TEAM STATISTICS

	NIA	OPP
SCORING	2997	3076
Points per game	103.3	106.1
Scoring margin	-2.7	-
FIELD GOALS-ATT	1085-2451	1145-2557
Field goal pct	.443	.448
3 POINT FG-ATT	256-773	287-834
3-point FG pct	.331	.344
3-pt FG made per game	8.8	9.9
FREE THROWS-ATT	571-799	499-675
Free throw pct	.715	.739
REBOUNDS	1540	1405
Rebounds per game	53.1	48.4
Rebounding margin	4.7	-
ASSISTS	652	693
Assists per game	22.5	23.9
TURNOVERS	579	469
Turnovers per game	20.0	16.2
Turnover margin	3.8	-
Assist / turnover ratio	1.1	1.5
STEALS	243	305
Steals per game	8.4	10.5
BLOCKS	109	163
Blocks per game	3.8	5.6
ATTENDANCE	18208	31735
Home games-Avg/Game	14-1300	15-2115
Neutral site-Avg/Game	-	0-0
SCORE BY QUARTERS	1st 2nd 3rd 4th TOTAL	
Opponents	721 742 806 807	3076
Niagara River Lions	728 720 744 796	2988

## ORANGEVILLE A'S REGULAR SEASON PLAYER STATS

#	Player	GP	GS	MIN	AVG	FG	FGA	PCT	3P	3PA	.PCT	FTFTA	.PCTOR	DR	REBR/G	PF	A	TO	BLK	ST	PTS	P/G				
20	Justin Moss	28	27	892	31.9	201	388	.518	2	8	.250	158	230	.687	88	165	253	9.0	106	42	88	17	23	562	20.1	
24	Flenard Whitfield	26	19	678	26.1	137	323	.424	39	116	.336	42	55	.764	46	111	157	6.0	82	43	56	10	16	355	13.7	
13	Richard Amardi	27	12	656	24.3	113	313	.361	60	189	.317	32	54	.593	34	76	110	4.1	83	41	40	13	29	318	11.8	
2	Rick Bodiford	25	9	613	24.5	72	175	.411	16	65	.246	83	105	.790	28	76	104	4.2	67	52	38	4	20	243	9.7	
12	Bilal Benn	26	25	961	37.0	101	221	.457	6	27	.222	26	32	.813	56	108	164	6.3	70	130	81	5	40	234	9.0	
21	Louis Munks	16	11	487	30.4	77	197	.391	44	120	.367	33	47	.702	22	45	67	4.2	39	30	26	3	7	231	14.4	
3	Lewis Jackson	12	12	364	30.3	59	135	.437	4	23	.174	22	30	.733	4	41	45	3.8	31	80	31	1	18	144	12.0	
5	Da'Quan Brooks	11	9	422	38.4	40	106	.377	13	49	.265	36	42	.857	6	31	37	3.4	17	110	27	0	18	129	11.7	
31	Erik Copes	19	1	384	20.2	56	119	.471	0	0	.000	15	24	.625	31	59	90	4.7	51	7	25	25	7	127	6.7	
10	Dominic Cheek	7	3	239	34.1	39	89	.438	24	60	.400	22	30	.733	5	23	28	4.0	18	31	10	1	14	124	17.7	
34	Tyrone Watson	6	0	177	29.5	43	64	.672	0	0	.000	11	28	.393	14	16	30	5.0	23	17	12	1	7	97	16.2	
4	Jameson Tipping	14	11	351	25.1	30	82	.366	18	59	.305	15	19	.789	10	46	56	4.0	44	27	31	1	11	93	6.6	
15	David Tyndale	16	1	176	11.0	17	42	.405	5	18	.278	14	21	.667	2	8	10	0.6	17	26	21	1	5	53	3.3	
30	Brandon Austin	5	0	101	20.2	19	55	.345	3	21	.143	4	8	.500	5	8	13	2.6	20	6	10	0	6	45	9.0	
34	Robert Diggs	8	0	95	11.9	19	40	.475	0	1	.000	7	10	.700	16	10	26	3.3	15	2	4	3	4	45	5.6	
32	Douglas "Freddy" Appiah	7	0	60	8.6	8	17	.471	3	7	.429	0	1	.000	2	1	3	0.4	16	15	8	0	5	19	2.7	
21	Anto Raic	7	0	52	7.4	4	19	.211	3	16	.188	4	5	.800	4	7	11	1.6	9	2	2	1	1	15	2.1	
10	Daniel O'Keefe	8	0	37	4.6	1	6	.167	1	4	.250	0	0	.000	2	6	8	1.0	5	1	1	0	2	3	0.4	
TEAM															53	87	140									
Orangeville A's		28		6745		1036	2391	.433	241	783	.308	524	741	.707	428	924	1352	48.3	717	663	518	86	241	2837	101.3	

### TEAM STATISTICS

	ORA	OPP
SCORING	2837	3055
Points per game	101.3	109.1
Scoring margin	-7.8	-
FIELD GOALS-ATT	1036-2391	1090-2343
Field goal pct	.433	.465
3 POINT FG-ATT	241-783	288-792
3-point FG pct	.308	.364
3-pt FG made per game	8.6	10.3
FREE THROWS-ATT	524-741	587-779
Free throw pct	.707	.754
REBOUNDS	1352	1402
Rebounds per game	48.3	50.1
Rebounding margin	-1.8	-
ASSISTS	663	672
Assists per game	23.7	24.0
TURNOVERS	518	492
Turnovers per game	18.5	17.6
Turnover margin	0.9	-
Assist / turnover ratio	1.3	1.4
STEALS	241	273
Steals per game	8.6	9.8
BLOCKS	86	115
Blocks per game	3.1	4.1
ATTENDANCE	4537	37301
Home games-Avg/Game	13-349	15-2486
Neutral site-Avg/Game	-	0-0
SCORE BY QUARTERS	1st 2nd 3rd 4th OT1	TOTAL
Opponents	737 695 812 784 18	3046
Orangeville A's	641 691 723 768 13	2836

## SAINT JOHN MILL RATS REGULAR SEASON PLAYER STATS

#	Player	GP	GS	MIN	AVG	FG	FGA	PCT	3P	3PA	.PCT	FTFTA	.PCTOR	DR	REBR/G	PF	A	TO	BLK	ST	PTS	P/G																																				
25	Gabe Freeman	27	27	829	30.7	209	444	.471	27	109	.248	120	156	.769	91	151	242	9.0	113	36	45	22	31	565	20.9																																	
12	Anthony Anderson	27	27	1059	39.2	158	394	.401	52	163	.319	110	135	.815	21	77	98	3.6	47	158	53	2	37	478	17.7																																	
15	Doug Herring Jr	24	18	882	36.7	130	299	.435	39	116	.336	107	141	.759	21	91	112	4.7	46	159	51	10	28	406	16.9																																	
32	Jean-Richard Volcy	27	16	757	28.0	113	258	.438	61	163	.374	41	58	.707	38	141	179	6.6	96	52	41	13	28	328	12.1																																	
2	Corey Allmond	16	6	515	32.2	80	207	.386	49	133	.368	48	52	.923	12	12	24	1.5	27	51	25	0	15	257	16.1																																	
23	Johnny Mayhane	18	14	484	26.9	80	185	.432	57	124	.460	14	18	.778	10	34	44	2.4	37	23	23	2	14	231	12.8																																	
0	Anthony Stover	23	17	632	27.5	79	152	.520	0	1	.000	25	64	.391	74	122	196	8.5	62	28	35	92	7	183	8.0																																	
21	Garrus Holloman	19	3	310	16.3	50	100	.500	10	29	.345	24	28	.857	12	33	45	2.4	25	23	22	3	7	134	7.1																																	
34	Darren Moore	23	3	339	14.7	41	72	.569	0	0	.000	46	54	.852	33	39	72	3.1	82	7	28	7	7	128	5.6																																	
2	Chris Smith	8	0	155	19.3	28	55	.509	7	16	.438	27	34	.794	11	12	23	2.9	17	12	16	0	5	90	11.3																																	
10	Jabs Newby	17	1	196	11.5	20	49	.408	1	8	.125	20	27	.741	9	16	25	1.5	13	24	23	0	8	61	3.6																																	
35	Denny McDonald	18	0	93	5.1	10	20	.500	0	0	.000	10	16	.625	6	9	15	0.8	12	4	3	3	5	30	1.7																																	
11	Robinson Odoch-Opong	8	1	67	8.4	6	22	.273	5	18	.278	4	4	1.00	1	3	4	0.5	4	2	4	0	1	21	2.6																																	
34	Keith Gayden	3	0	40	13.3	6	15	.400	1	3	.333	2	4	.500	1	6	7	2.3	11	3	7	2	2	15	5.0																																	
10	Al Stewart	3	0	43	14.3	6	11	.545	0	1	.000	1	2	.500	2	1	3	1.0	2	6	5	0	4	13	4.3																																	
21	Marlin Mason	5	2	30	6.0	4	7	.571	0	2	.000	1	2	.500	2	7	9	1.8	7	3	3	1	0	9	1.8																																	
2	Modibo Diarra	1	0	7	7.0	2	2	1.00	0	0	.000	0	0	.000	0	2	2	2.0	1	0	0	1	0	4	4.0																																	
10	Mike Anderson	1	0	9	9.0	1	2	.500	1	2	.500	0	0	.000	0	0	0	0.0	1	0	1	0	0	3	3.0																																	
23	Ahmen Fells	1	0	5	5.0	1	3	.333	1	1	1.00	0	0	.000	1	1	2	2.0	0	1	0	0	0	3	3.0																																	
0	Aaron Spears	1	0	3	3.0	1	1	1.00	0	0	.000	0	0	.000	0	0	0	0.0	1	0	0	0	0	2	2.0																																	
42	Mike Armstrong	5	0	9	1.8	1	3	.333	0	0	.000	0	0	.000	0	1	1	0.2	3	0	0	0	0	1	2	0.4																																
11	Dave Seagers	1	0	3	3.0	0	0	.000	0	0	.000	0	0	.000	0	0	0	0.0	1	0	1	0	0	0	0	0.0																																
35	Olu Famutimi	1	0	6	6.0	0	2	.000	0	1	.000	0	0	.000	0	2	2	2.0	0	0	1	0	0	0	0	0.0																																
TEAM														37			186		223																																							
Saint John Mill Rats														27			6471		1026		2303		.446		311		890		.349		600		795		.755		382		946		1328		49.2		611		593		393		158		207		2963		109.7	

### TEAM STATISTICS

### STJ

### OPP

SCORING	2963	2902
Points per game	109.7	107.5
Scoring margin	2.3	-
FIELD GOALS-ATT	1026-2303	1069-2323
Field goal pct	.446	.460
3 POINT FG-ATT	311-890	259-691
3-point FG pct	.349	.375
3-pt FG made per game	11.5	9.6
FREE THROWS-ATT	600-795	505-703
Free throw pct	.755	.718
REBOUNDS	1328	1387
Rebounds per game	49.2	51.4
Rebounding margin	-2.2	-
ASSISTS	593	609
Assists per game	22.0	22.6
TURNOVERS	393	421
Turnovers per game	14.6	15.6
Turnover margin	-1.0	-
Assist / turnover ratio	1.5	1.4
STEALS	207	215
Steals per game	7.7	8.0
BLOCKS	158	76
Blocks per game	5.9	2.8
ATTENDANCE	19342	24087
Home games-Avg/Game	11-1758	16-1505
Neutral site-Avg/Game	-	0-0
SCORE BY QUARTERS	1st 2nd 3rd 4th OT1	TOTAL
Opponents	699 658 726 805 12	2900
Saint John Mill Rats	688 698 827 742 8	2963

## WINDSOR EXPRESS REGULAR SEASON PLAYER STATS

#	Player	GP	GS	MIN	AVG	FG	FGA	PCT	3P	3PA	.PCT	FTFTA	.PCTOR	DR	REBR/G	PF	A	TO	BLK	ST	PTS	P/G				
24	Chris Commons	28	28	1063	38.0	233	461	.505	55	152	.362	81	113	.717	46	120	166	5.9	87	66	50	40	35	602	21.5	
15	Brandon Robinson	26	24	1030	39.6	179	398	.450	76	204	.373	106	117	.906	30	138	168	6.5	87	124	69	15	64	540	20.8	
5	Tony Bennett	26	24	968	37.2	143	375	.381	40	171	.234	66	94	.702	35	73	108	4.2	91	188	97	5	56	392	15.1	
1	Maurice Bolden	27	15	643	23.8	111	234	.474	25	69	.362	40	54	.741	54	133	187	6.9	89	41	47	46	28	287	10.6	
22	Shaquille Keith	28	17	645	23.0	94	205	.459	15	50	.300	81	116	.698	28	84	112	4.0	65	57	57	8	21	284	10.1	
32	Kirk Williams Jr	20	8	559	27.9	103	206	.500	10	42	.238	36	55	.655	50	72	122	6.1	56	25	25	17	21	252	12.6	
12	Adrian Moss	16	12	493	30.8	48	124	.387	15	53	.283	14	18	.778	4	54	58	3.6	47	98	18	2	32	125	7.8	
14	Alex Johnson	22	0	375	17.0	29	88	.330	13	38	.342	25	35	.714	5	38	43	2.0	29	55	30	0	21	96	4.4	
11	Eric Frederick	11	0	90	8.2	13	32	.406	7	20	.350	5	7	.714	6	13	19	1.7	15	8	12	1	6	38	3.5	
13	Jahmal McQueen	18	0	126	7.0	14	36	.389	4	13	.308	1	1	1.00	9	20	29	1.6	18	5	9	4	3	33	1.8	
23	Shane Ross	7	2	82	11.7	13	25	.520	0	0	.000	6	7	.857	9	13	22	3.1	16	2	6	1	2	32	4.6	
40	Theo Davis	16	5	162	10.1	11	25	.440	0	0	.000	9	16	.563	22	32	54	3.4	40	7	12	9	4	31	1.9	
44	Ljubisa Vrcelj	17	0	151	8.9	11	30	.367	0	2	.000	6	10	.600	13	21	34	2.0	35	4	9	4	4	28	1.6	
4	Sherron Collins	4	2	93	23.3	8	33	.242	4	17	.235	2	2	1.00	1	4	5	1.3	4	15	9	0	2	22	5.5	
23	Rudolphe Joly	6	0	60	10.0	8	12	.667	0	0	.000	4	4	1.00	9	16	25	4.2	11	2	6	2	0	20	3.3	
4	Raheem Singleton	2	2	54	27.0	4	14	.286	1	6	.167	6	8	.750	1	1	2	1.0	7	9	3	0	0	15	7.5	
11	Chris Matthews	9	1	51	5.7	4	14	.286	2	10	.200	0	0	.000	1	3	4	0.4	9	2	5	0	0	10	1.1	
14	Jabs Newby	6	0	34	5.7	1	5	.200	0	1	.000	6	8	.750	1	2	3	0.5	6	6	1	1	0	8	1.3	
23	Paul Cooper	4	0	28	7.0	3	4	.750	0	0	.000	1	2	.500	3	4	7	1.8	8	1	4	1	0	7	1.8	
10	Billy Rush	1	0	11	11.0	0	1	.000	0	1	.000	2	2	1.00	0	0	0	0.0	0	1	0	0	0	2	2.0	
TEAM																										
Windsor Express		28		6718		1030	2322	.444	267	849	.314	497	669	.743	364	910	1274	45.5	724	716	476	156	303	2824	100.9	

### TEAM STATISTICS

### WIN

### OPP

SCORING	2824	2797
Points per game	100.9	99.9
Scoring margin	1.0	-
FIELD GOALS-ATT	1030-2322	1009-2283
Field goal pct	.444	.442
3 POINT FG-ATT	267-849	266-777
3-point FG pct	.314	.342
3-pt FG made per game	9.5	9.5
FREE THROWS-ATT	497-669	513-726
Free throw pct	.743	.707
REBOUNDS	1274	1378
Rebounds per game	45.5	49.2
Rebounding margin	-3.7	-
ASSISTS	716	673
Assists per game	25.6	24.0
TURNOVERS	476	566
Turnovers per game	17.0	20.2
Turnover margin	-3.2	-
Assist / turnover ratio	1.5	1.2
STEALS	303	252
Steals per game	10.8	9.0
BLOCKS	156	83
Blocks per game	5.6	3.0
ATTENDANCE	16854	27126
Home games-Avg/Game	14-1203	14-1937
Neutral site-Avg/Game	-	0-0
SCORE BY QUARTERS	1st 2nd 3rd 4th	TOTAL
Opponents	666 704 675 752	2797
Windsor Express	636 684 745 759	2824

**NATIONAL BASKETBALL LEAGUE OF CANADA  
LEAGUE OFFICE CONTACT INFORMATION**



**Executive Offices**

75 Blackfriars St  
London, Ontario N6H 1K8  
Phone: 519-433-0634  
Fax: 519-433-9904  
[info@nblcanada.ca](mailto:info@nblcanada.ca)  
Connect with us:  
[www.nblcanada.ca](http://www.nblcanada.ca)  
[www.twitter.com/nblcanda](https://www.twitter.com/nblcanda)  
[www.facebook.com/nblcanada](https://www.facebook.com/nblcanada)

