



THE NATIONAL BASKETBALL LEAGUE OF CANADA WEEKLY REPORT

Volume 6, Issue 11

March 12, 2017

GAMES PLAYED

Tue. Mar. 7

Kitchener-Waterloo 92, Niagara 88

Wed. Mar. 8

Windsor 114, London 98
Saint John 100, Moncton 95
Orangeville 97, Niagara 95

Thu. Mar. 9

Saint John 125, Island 99

Sat. Mar. 11

Kitchener-Waterloo 96, Orangeville 89
London 127, Niagara 99

Sun. Mar. 12

Niagara 103, Kitchener-Waterloo 96
Saint John 97, Halifax 95
Cape Breton 107, Moncton 103
London 126, Orangeville 122

ATLANTIC DIVISION

| Team | W | L | .PCT | GB |
|-------------|----|----|------|------|
| Halifax | 21 | 6 | .778 | -- |
| Saint John | 15 | 11 | .576 | 6.5 |
| The Island | 9 | 12 | .428 | 9 |
| Cape Breton | 7 | 14 | .333 | 10.5 |
| Moncton | 6 | 16 | .272 | 12 |

CENTRAL DIVISION

| Team | W | L | .PCT | GB |
|--------------------|----|----|------|-----|
| London | 20 | 4 | .833 | -- |
| Kitchener-Waterloo | 11 | 13 | .458 | 9 |
| Windsor | 11 | 13 | .458 | 9 |
| Orangeville | 10 | 13 | .434 | 9.5 |
| Niagara | 8 | 16 | .333 | 12 |

UPCOMING GAMES

Tue. Mar. 14

Orangeville at Niagara, 7:00 pm
Island at Moncton, 7:00 pm

Thu. Mar. 16

Saint John at Halifax, 2:00 pm
Moncton at Island, 7:00 pm
Kitchener-Waterloo at London, 7:00 pm

Fri. Mar. 17

Kitchener-Waterloo at Orangeville, 7pm

Sat. Mar. 18

London at Orangeville, 7:00 pm
Saint John at Cape Breton, 7:00 pm




Sun. Mar. 19

Halifax at Island, 2:00 pm
Cape Breton at Moncton, 2:00 pm
London at Kitchener-Waterloo, 2:00 pm

All content Copyright © 2017 · National Basketball League of Canada. All Rights Reserved.
"The National Basketball League of Canada Weekly Report" is edited by Chuck Miller.

NBL TEAM REPORTS

| | | |
|---|--|---|
| <p>Cape Breton Highlanders Head Coach: Ben Resner Home arena: Centre 200 Highlandersbasketball.ca</p> | <p>Cape Breton took a 107-102 victory on Sunday over the Halifax Hurricanes, keeping their tenuous playoff hopes alive. In the win, Chad Frazier finished with 24 points and 10 assists, and was only five rebounds shy of a triple double. Anthony Walker yanked down 11 rebounds and blocked three shots.</p> |  |
| <p>Halifax Hurricanes Coach: Mike Leslie Home arena: Scotiabank Centre halifaxhurricanes.ca</p> | <p>Halifax's only game this week was a heartbreaking 97-95 Sunday afternoon road loss to the Saint John Riptide. Billy White's 23 points allowed him to be the top scorer for the Hurricanes, while Joey Haywood added 19 points of his own. Mike Poole yanked down 14 game-high rebounds in the Hurricanes loss.</p> |  |
| <p>The Island Storm Head Coach: Joseph Salerno Home Venue: Eastlink Centre stormbasketball.ca</p> | <p>The Island Storm struggled this week, losing 125-99 on Wednesday night to the Saint John Riptide. In the loss, Al Stewart and Jahii Carson scored 19 and 15 points, and were two of five Storm players to score in double figures.</p> |  |
| <p>KW Titans Head Coach: Serge Langis Home arena: Kitchener Memorial Auditorium kwtitans.com</p> | <p>The Kitchener-Waterloo Titans took two of three wins this week, trying to stay in the upper level of the NBL's Central Division standings. Ed Horton's 21 points per game average was tops among his teammates; he also averaged 4.3 assists per game. Paul Cooper was the top rebounder for the Titans, averaging 8.7 rpg.</p> |  |
| <p>London Lightning Head Coach: Kyle Julius Home arena: Budweiser Gardens lightningbasketball.ca</p> | <p>Although London's 14-game winning streak ended this week, the Lightning picked up where they left off and won two more games this week. Royce White averaged 23.7 ppg in the three games; he also achieved 8.3 rebounds per game and 5 assists per game. Seven different Lightning players averaged double figures this week, including Ryan Anderson (15.3 pg), Garrett Williamson (14.7 ppg) and Joel Friesen (13.0 ppg).</p> |  |
| <p>Moncton Miracles Head Coach: Paul Mokeski Home arena: Moncton Coliseum miraclesbasketball.ca</p> | <p>Moncton struggled this week, losing their two contests and falling deeper into the NBL's Atlantic Division cellar. Brandan Kearney (18.0 ppg) and Malik Story (17.5 ppg) were the top scorers for the Miracles, while Tim Mitchell (9.0 rpg) and Tydran Beaty (8.0 rpg) were the team's top rebounders.</p> |  |
| <p>Niagara River Lions Head Coach: Keith Vassell Home Arena: Meridian Centre riverlions.ca</p> | <p>The River Lions endured a four-game schedule this week, as well as a change in head coach, but they did take one of the four matches in the win column. Chris Commons averaged 18.0 ppg in two games, while Kirk Williams Jr. (15.0) and Carl Hall (14.3) were also the River Lions' top scorers.</p> |  |

| | | |
|---|---|---|
| <p>Orangeville A's Head Coach: Brandon Lesovsky Home Arena: Athlete Institute <i>asbasketball.ca</i></p> | <p>In the scrambler that is the NBL's Central Division standings, the A's took one of three wins this week. Stefan Nastic and Rahlir Hollis-Jefferson averaged 17.3 ppg apiece, while Hollis-Jefferson also dished out 6.3 assists per game. Nastic was also the top rebounder, with 9.0 rpg.</p> |  |
| <p>Saint John Riptide Head Coach: Rob Spon Home Venue: Harbour Station <i>sriptide.ca</i></p> | <p>The Saint John Riptide splashed off three straight wins this week, including a Sunday afternoon 97-95 triumph over the division-leading Halifax Hurricanes. Anthony Anderson and Haakim Johnson averaged 26 and 25.3 ppg, respectively, for the Riptide, while Johnson had a double-double average, pulling down 11 rebounds per game.</p> |  |
| <p>Windsor Express Head Coach: Bill Jones Home Venue: WFCU Centre Alt venue: Caessars Windsor <i>windsorexpress.ca</i></p> | <p>Windsor played only one game this week, but in that contest the Express stopped London's 14-game winning streak with a 114-93 victory. While Wally Ellenson was the Express' leading scorer with 23 points, DeAndre Thomas added 19 points, and Maurice Jones drew a double-double of 17 points and 10 rebounds. Juan Pattillo pulled down a team-high 19 rebounds in the match.</p> |  |

Game reports compiled via team press releases, and from articles appearing in newspapers from the teams' home locations.

NBL CANADA ATLANTIC DIVISION PLAYERS OF THE WEEK:

The National Basketball League of Canada is pleased to announce that Horace Wormely of the Saint John Riptide has been named Atlantic Division Player of the Week for the week ending March 12, 2017.

Wormely, a 5'6" guard who played collegiately at Vanguard, averaged in double figures in three Riptide wins this week, and his final game of the week saw him hitting long-distance three-point shots to help Saint John take a win from the division-leading Halifax Hurricanes.

"Today he was 5 for 6 from 3 and they were all big threes," said Riptide head coach Rob Spon. "From the second day he got here, he said, 'Coach this will be my team in the next five days,' he had everybody believing in him. He makes everybody better on the team, he works hard in practice and he's tough as nails. We do closeout drills, he guards anybody one-on-one, and the last three games he's led us, big shots and running the offence and getting everybody running. One of the fastest guys in the league, just a blur. that's what I love about the kid."

- January 1, 2017: Billy White, Halifax Hurricanes.
- January 8, 2017: Haakim Johnson, Saint John Riptide.
- January 15, 2017: Gabe Freeman, Saint John Riptide.
- January 22, 2017: Ta'Quan Zimmerman, Halifax Hurricanes.
- January 29, 2017: Chad Frazier, Cape Breton Highlanders.
- February 5, 2017: Terry Thomas, Island Storm.
- February 12, 2017: Anthony Walker, Cape Breton Highlanders.
- February 19, 2017: Melvin Johnson III, Moncton Miracles.
- February 26, 2017: Tyrone Watson, Halifax Hurricanes.
- March 5, 2017: Antoine Mason, Halifax Hurricanes.
- March 12, 2017: Horace Wormely, Saint John Riptide.

NBL CANADA CENTRAL DIVISION PLAYERS OF THE WEEK:

The National Basketball League of Canada is pleased to announce that Royce White of the London Lightning has been named Central Division Player of the Week for the week ending March 12, 2017. This is the second time this season that White has earned this honour.

White, a 6'8" forward who played collegiately at Iowa State, averaged 23.6 points per game for London, helping the Lightning win two of three games this week. For White, this season with London has been a season of growth and evolution in his basketball career.

It's been a season of growth for him," said Lightning head coach Kyle Julius. "He does have a mental illness that he has to fight and work through and live with it on a daily basis, he did have a stigma that he hadn't played for so long, if you look at what he's done so far, he's shown you that he's consistently and mentally present every day, and he's an exceptional athlete, a great basketball player and an excellent teammate, and he's flown with us several times this year. He's proven the naysayers wrong, and he's only getting better for us."

- January 1, 2017: Justin Moss, Orangeville A's.
- January 8, 2017: Royce White, London Lightning.
- January 15, 2017: Quinnet Brown, Windsor Express.
- January 22, 2017: Marcus Lewis, Niagara River Lions.
- January 29, 2017: Julian Boyd, London Lightning.
- February 5, 2017: Kyle Johnson, London Lightning.
- February 12, 2017: Juan Pattillo, Windsor Express.
- February 19, 2017: Doug Herring Jr., London Lightning.
- February 26, 2017: Ryan Anderson, London Lightning.
- March 5, 2017: Stefan Nastić, Orangeville A's.
- March 12, 2017: Royce White, London Lightning

NBL CANADA COACH OF THE MONTH:

- January 2017: Mike Leslie, Halifax Hurricanes.
- February 2017: Kyle Julius, London Lightning.

NBL CANADA TRADES AND TRANSACTIONS:

- **March 6, 2017:** Kitchener-Waterloo Titans signed and activated Anthony Ottley, Jr.
- **March 6, 2017:** London Lightning trade rights to Ed Horton to Kitchener-Waterloo Titans for future considerations. Kitchener-Waterloo Titans sign and activate Ed Horton.
- **March 7, 2017:** The Island Storm activate Jackson Trapp from Injured Reserve list. Released Wayne McCullough. Placed Keith Thomas on Inactive Reserve list.
- **March 7, 2017:** Moncton Miracles place Leon Sutton (ankle) on Injured Reserve list. Signed and activated Ian Pinkney.
- **March 7, 2017:** Saint John Riptide signed and activated Aaron Brown. Released Mike Anderson.
- **March 8, 2017:** Orangeville A's activate Anthony Harris from Injured Reserve. Released Kyle Wiggins.
- **March 8, 2017:** London Lightning activate Garrett Williamson and Kyle Johnson from Injured Reserve.
- **March 8, 2017:** Windsor Express signed and activated Tony Bennett and Rudolphe Joly. Released Marvin Binney.
- **March 8, 2017:** Island Storm sign and activate Akeem Ellis. Place AJ Stewart (foot) on Injured Reserve.
- **March 8, 2017:** Saint John Riptide released Orlando Palmer. Signed and activated Mike Anderson.
- **March 9, 2017:** Kitchener-Waterloo Titans place A.J. Davis (severe ankle sprain) on Injured Reserve list.

- **March 10, 2017:** Niagara River Lions signs Keith Vassell as Interim Head Coach; Grâce Lokole is retained as Assistant Coach.
- **March 10, 2017:** Kitchener-Waterloo Titans signed and activated Flenard Whitfield.
- **March 11, 2017:** Kitchener-Waterloo Titans place Anthony Ottley Jr. (broken leg) on Injured Reserve. Signed and activated Tyrone Dickson.
- **March 12, 2017:** Cape Breton Highlanders activate Hank Thorns and Jarryn Skeete from Injured Reserve list.

NBL CANADA TRIPLE DOUBLES, 2016-17 SEASON

- December 30, 2016: Hank Thorns, Cape Breton at Saint John (19 points, 11 assists, 10 rebounds)
- January 7, 2017: Royce White, London v. Kitchener-Waterloo (17 points, 13 rebounds, 11 assists)
- January 8, 2017: Royce White, London at Kitchener-Waterloo (30 points, 14 rebounds, 10 assists)
- February 9, 2017: Royce White, London at Niagara (21 points, 11 rebounds, 10 assists)
- February 26, 2017: Royce White, London at Cape Breton (15 pts, 14 rebounds, 10 assists)

NBL CANADA HEAD-TO-HEAD ACTION

| | LON | WIN | NIA | KW | ORA | CB | HFX | SJ | MNC | ISL |
|-------------|---------|---------|---------|---------|---------|---------|---------|---------|---------|---------|
| LONDON | | LON 3-1 | LON 7-1 | LON 3-1 | LON 2-1 | LON 1-0 | LON 2-0 | LON 1-0 | LON 1-0 | |
| WINDSOR | LON 3-1 | | NIA 4-1 | WIN 4-1 | 3-3 | 1-1 | HFX 1-0 | | WIN 1-0 | |
| NIAGARA | LON 7-1 | NIA 4-1 | | KW 3-1 | ORA 3-1 | | | STJ 1-0 | MNC 1-0 | NIA 1-0 |
| KW TITANS | LON 3-1 | WIN 4-1 | KW 3-1 | | 3-3 | 1-1 | HFX 1-0 | STJ 1-0 | KW 1-0 | |
| ORANGEVILLE | LON 2-1 | 3-3 | ORA 3-1 | 3-3 | | | HFX 2-0 | | | ISL 1-0 |
| CAPE BRETON | LON 1-0 | 1-1 | | 1-1 | | | HFX 4-1 | STJ 3-1 | CPB 2-1 | 2-2 |
| HALIFAX | LON 2-0 | HFX 1-0 | | HFX 1-0 | HFX 2-0 | HFX 4-1 | | 3-3 | HFX 5-0 | HFX 5-0 |
| SAINT JOHN | LON 1-0 | | STJ 1-0 | STJ 1-0 | | STJ 3-1 | 3-3 | | STJ 4-1 | ISL 4-2 |
| MONCTON | LON 1-0 | WIN 1-0 | MNC 1-0 | KW 1-0 | | CPB 2-1 | HFX 5-0 | STJ 4-1 | | 2-2 |
| ISLAND | | | NIA 1-0 | | ISL 1-0 | 2-2 | HFX 5-0 | ISL 4-2 | 2-2 | |

NATIONAL BASKETBALL LEAGUE OF CANADA PLAYOFF STANDINGS

AS OF MARCH 12, 2017

ATLANTIC DIVISION

| Team | W | L | .PCT | |
|-------------|----|----|------|--|
| Halifax | 21 | 6 | .778 | #1 Seed Magic = 9 STJ, 8 ISL, 6 CPB, 4 MNC |
| Saint John | 15 | 11 | .576 | #2 Seed Magic = 14 ISL, 12 CPB, 10 MNC |
| The Island | 9 | 12 | .428 | #3 Seed Magic = 18 CPB, 16 MNC |
| Cape Breton | 7 | 14 | .333 | #4 Seed Magic = 18 MNC |
| Moncton | 6 | 16 | .272 | #4 Seed Magic = 21 CPB |

CENTRAL DIVISION

| Team | W | L | .PCT | |
|-------------|----|----|------|---|
| London | 20 | 4 | .833 | #1 Seed Magic = 8 KW, 8 WIN, 8 ORA, 5 NIA |
| Windsor | 11 | 13 | .458 | #2 Seed Magic = 17 KW, 17 ORA, 14 NIA |
| KW Titans | 11 | 13 | .458 | #3 Seed Magic = 17 ORA, 14 NIA |
| Orangeville | 10 | 13 | .434 | #4 Seed Magic = 15 NIA |
| Niagara | 8 | 16 | .333 | #4 Seed Magic = 20 ORA |

(Windsor holds tiebreaker over Kitchener-Waterloo – 4-1 in head-to-head competition)

NUMBER ONE OVERALL SEED

| Team | W | L | .PCT | |
|---------|----|---|------|--------------------------------|
| London | 20 | 4 | .833 | #1 Seed Magic = 15 HFX, 10 STJ |
| Halifax | 21 | 6 | .778 | #1 Seed Magic = 16 LON, 9 STJ |

(London holds tiebreaker over Halifax – 2-0 in head-to-head competition)

The National Basketball League of Canada has confirmed the following playoff format for the 2016-17 NBL season. The top four teams in each division will advance to the postseason.

The magic number listed will count down to clinching the regular season division lead. When the magic number reaches zero, the team in first place has mathematically clinched the division title.

In the NBL quarterfinals, teams #1-#4 and teams #2-#3 will play each other in a best-of-five series, with a 2-2-1 format. The higher seed will have home court for games 1, 2 and (if necessary) 5.

In the NBL semifinals, the divisional teams will face each other in a best-of-seven series, with a 2-2-1-1-1 format. The higher seed will host

games 1, 2, and (if necessary) 5 and 7.

The remaining team in each division will play each other in the NBL Finals, which will be a best-of-seven series with a 2-3-2 format. The team with the higher regular season winning percentage will receive home court advantage for Games 1, 2 and (if necessary) 6 and 7. The winner of that series will be named National Basketball League of Canada Playoff Champion and receive a championship trophy commemorating their victory.

In the event that two or more teams are tied in terms of playoff seeding, the following tiebreakers will take place, in order of importance:

- (1) head-to-head record shall determine the winner;
- (2) if still a tie, head-to-head record against common opponents will determine the winner;
- (3) if still a tie, points scored in head to head competition will determine the winner;
- (4) if still a tie, average margin of victory against common opponents will determine the winner;
- (5) if still a tie, the team correctly calling the flip of a coin will be seeded higher.

Playoff format subject to change due to venue availability.

NBL PLAYER STATS (courtesy DakStats, <http://www.dakstats.com>)

| SCORING AVERAGE | G | FG | 3P | FT | PTS | AVG |
|----------------------------------|----|-----|----|-----|-----|------|
| Anthony Anderson, Saint John | 23 | 178 | 66 | 119 | 541 | 23.5 |
| Gabe Freeman, Saint John | 20 | 152 | 26 | 109 | 439 | 22.0 |
| Terry Thomas, Island | 16 | 119 | 15 | 86 | 339 | 21.2 |
| Jahii Carson, Island | 21 | 138 | 25 | 133 | 434 | 20.7 |
| R. Hollis-Jefferson, Orangeville | 22 | 157 | 28 | 111 | 453 | 20.6 |
| Justin Moss, Orangeville | 16 | 118 | 1 | 76 | 313 | 19.6 |
| Melvin Johnson III, Moncton | 18 | 118 | 55 | 61 | 352 | 19.6 |
| Ricky Tarrant, KW | 15 | 91 | 16 | 87 | 285 | 19.0 |
| Royce White, London | 24 | 174 | 7 | 91 | 446 | 18.6 |
| Haakim Johnson, Saint John | 26 | 168 | 66 | 58 | 460 | 17.7 |

| SCORING AVERAGE | G | FG | 3P | FT | PTS | AVG |
|-----------------------------|----|-----|----|-----|-----|------|
| Booker Woodfox, Cape Breton | 18 | 111 | 56 | 38 | 316 | 17.6 |
| Ryan Anderson, London | 24 | 133 | 90 | 65 | 421 | 17.5 |
| Nick Okorie, Island | 20 | 112 | 59 | 50 | 333 | 16.7 |
| Antoine Mason, Halifax | 26 | 140 | 33 | 115 | 428 | 16.5 |
| Chad Frazier, Cape Breton | 19 | 112 | 21 | 65 | 310 | 16.3 |
| Billy White, Halifax | 24 | 156 | 4 | 73 | 389 | 16.2 |
| Russell Byrd, Moncton | 22 | 114 | 70 | 50 | 348 | 15.8 |
| Warren Ward, Windsor | 24 | 133 | 74 | 39 | 379 | 15.8 |
| Stefan Nastic, Orangeville | 13 | 73 | 4 | 53 | 203 | 15.6 |
| Several players with | | | | | | 15.5 |

| REBOUNDS | G | REB | AVG |
|---------------------------------------|----|-----|-------|
| Juan Pattillo, Windsor | 11 | 116 | 10.55 |
| Royce White, London | 24 | 236 | 9.83 |
| Gabe Freeman, Saint John | 20 | 196 | 9.80 |
| Tim Mitchell, Moncton | 21 | 191 | 9.10 |
| Justin Moss, Orangeville | 16 | 141 | 8.81 |
| AJ Stewart, Island | 18 | 149 | 8.28 |
| Chadrack Lufile, Cape Breton | 19 | 154 | 8.11 |
| Stefan Nastic, Orangeville | 13 | 104 | 8.00 |
| Tydran Beaty, Moncton | 22 | 165 | 7.50 |
| Rahliir Hollis-Jefferson, Orangeville | 22 | 164 | 7.45 |

| 3-POINTERS MADE (min 50 made) | G | 3P | 3Ppg |
|---------------------------------|----|----|------|
| Ryan Anderson, London | 24 | 90 | 3.75 |
| Russell Byrd, Moncton | 22 | 70 | 3.18 |
| Booker Woodfox, Cape Breton | 18 | 56 | 3.11 |
| Warren Ward, Windsor | 24 | 74 | 3.08 |
| Melvin Johnson III, Moncton | 18 | 55 | 3.06 |
| Nick Okorie, Island | 20 | 59 | 2.95 |
| Anthony Anderson, Saint John | 23 | 66 | 2.87 |
| Malik Story, Moncton | 21 | 58 | 2.76 |
| Haakim Johnson, Saint John | 26 | 66 | 2.54 |
| Adam Blazek, Kitchener-Waterloo | 24 | 60 | 2.50 |

| BLOCKED SHOTS | G | BLK | AVG |
|------------------------------------|----|-----|------|
| Samuel Muldrow, Niagara | 10 | 26 | 2.60 |
| Anthony Stover, Saint John | 16 | 40 | 2.50 |
| Anthony Walker, Cape Breton | 10 | 24 | 2.40 |
| Austin Witte, Cape Breton | 15 | 30 | 2.00 |
| Cavell Johnson, Kitchener-Waterloo | 21 | 37 | 1.76 |
| Jerrard Jarreau, Windsor | 23 | 35 | 1.52 |
| Jamell Harris, Kitchener-Waterloo | 16 | 24 | 1.50 |
| AJ Stewart, Island | 18 | 25 | 1.39 |
| Renaldo Dixon, Halifax | 27 | 37 | 1.37 |
| Tim Mitchell, Moncton | 21 | 27 | 1.29 |

| STEALS | G | STL | AVG |
|---------------------------------------|----|-----|------|
| Terry Thomas, Island | 16 | 43 | 2.69 |
| Rahliir Hollis-Jefferson, Orangeville | 22 | 51 | 2.32 |
| Doug Hering Jr., London | 13 | 30 | 2.31 |
| Maurice Jones, Niagara | 24 | 52 | 2.17 |
| Justin Moss, Orangeville | 16 | 33 | 2.06 |
| Marcus Lewis, Niagara | 22 | 44 | 2.00 |
| Horace Wormely, Saint John | 20 | 38 | 1.90 |
| Ryan Anderson, London | 24 | 45 | 1.88 |
| Sammy Zeglinski, Niagara | 15 | 27 | 1.80 |
| Adam Blazek, Kitchener-Waterloo | 24 | 41 | 1.71 |

| ASSISTS (min 10 games played) | G | AST | AVG |
|--------------------------------------|----|-----|------|
| Doug Hering Jr., London | 13 | 110 | 8.46 |
| Alex Johnson, Orangeville | 13 | 106 | 8.15 |
| Maurice Jones, Windsor | 24 | 193 | 8.04 |
| Clifford Clinkscales, Halifax | 27 | 188 | 6.96 |
| Sammy Zeglinski, Niagara | 15 | 100 | 6.67 |
| Antonio "Scoop" Jardine, MNC-Niagara | 18 | 117 | 6.50 |
| Royce White, London | 24 | 154 | 6.42 |
| Jahii Carson, Island | 21 | 132 | 6.29 |
| Anthony Anderson, Saint John | 23 | 137 | 5.96 |
| Horace Wormely, Saint John | 20 | 113 | 5.65 |

| FIELD GOAL PERCENTAGE (min 70 att) | FGM | FGA | PCT |
|------------------------------------|-----|-----|------|
| Carl Hall, Niagara | 52 | 83 | .627 |
| Tim Mitchell, Moncton | 80 | 128 | .625 |
| Billy White, Halifax | 156 | 253 | .617 |
| Slim Magee, Orangeville | 69 | 112 | .616 |
| Tyrone Watson, Halifax | 139 | 234 | .594 |
| Greg Morrow, Kitchener-Waterloo | 53 | 93 | .570 |
| Theo Davis, Moncton | 44 | 78 | .564 |
| Royce White, London | 174 | 313 | .556 |
| Julian Boyd, London | 144 | 260 | .554 |
| Marcus Lewis, Niagara | 127 | 233 | .545 |

| FREE THROW PERCENTAGE (min 65 attempts) | FTM | FTA | PCT |
|---|-----|-----|------|
| Ryan Anderson, London | 65 | 73 | .890 |
| Ricky Tarrant, Cape Breton | 87 | 98 | .888 |
| Anthony Anderson, Saint John | 119 | 142 | .838 |
| Adam Blazek, Kitchener-Waterloo | 58 | 70 | .829 |
| Jahii Carson, Island | 133 | 163 | .816 |

| 3-POINT FIELD GOALS PERCENTAGE (min 50 att) | 3PM | 3PA | PCT |
|---|-----|-----|------|
| Nick Okorie, Island | 59 | 125 | .472 |
| Adam Wing, Kitchener-Waterloo | 36 | 80 | .450 |
| Joel Friesen, London | 47 | 107 | .439 |
| Warren Ward, Windsor | 74 | 181 | .409 |
| Booker Woodfox, Cape Breton | 56 | 138 | .406 |

NATIONAL BASKETBALL LEAGUE OF CANADA SCHEDULES AND RESULTS

CAPE BRETON HIGHLANDERS GAME-BY-GAME

| Date | H/A | Opponent | Score | W | L | Rec | Att | Leading Scorer |
|------------|-----|---------------------------|--------------|---|---|------|-------|---|
| 12/26/2016 | H | Halifax Hurricanes | 102-104 | | L | 0-1 | 3,200 | Chadrack Lufile (17) |
| 12/28/2016 | A | Moncton Miracles | 108-110 | | L | 0-2 | 1,754 | Derron Scott (21) |
| 12/30/2016 | A | Saint John Riptide | 94-109 | | L | 0-3 | 1,465 | Booker Woodfox (21) |
| 1/1/2017 | H | Island Storm | 117-113 | W | | 1-3 | 2,100 | Booker Woodfox (27) |
| 1/5/2017 | A | Halifax Hurricanes | 86-103 | | L | 1-4 | 1,192 | Booker Woodfox (21) |
| 1/6/2017 | H | Island Storm | 107-115 | | L | 1-5 | 1,150 | Hank Thorns (25) |
| 1/13/2017 | A | Saint John Riptide | 101-113 | | L | 1-6 | 1,392 | Shaquille Keith (18), Charles Mann Jr. (18) |
| 1/15/2017 | H | Moncton Miracles | 96-88 | W | | 2-6 | 1,200 | Hank Thorns (17) |
| 1/20/2017 | H | Saint John Riptide | 87-105 | | L | 2-7 | 1,612 | Deron Scott (21) |
| 1/21/2017 | H | Halifax Hurricanes | 108-112 (OT) | | L | 2-8 | 1,724 | Chad Frazier (35) |
| 1/26/2017 | A | Island Storm | 122-114 | W | | 3-8 | 1,623 | Chad Frazier (37) |
| 1/29/2017 | H | Windsor Express | 103-100 | W | | 4-8 | 1,520 | Shaquille Keith (27) |
| 2/3/2017 | A | Saint John Riptide | 105-104 | W | | 5-8 | 1,521 | Charles Mann Jr (21) |
| 2/4/2017 | A | Island Storm | 95-112 | | L | 5-9 | 1,242 | Booker Woodfox (31) |
| 2/10/2017 | A | Halifax Hurricanes | 91-88 | W | | 6-9 | 1,478 | Chad Frazier (23) |
| 2/17/2017 | A | Windsor Express | 92-113 | | L | 6-10 | 877 | Chad Frazier (23) |
| 2/19/2017 | A | Kitchener-Waterloo Titans | 105-111 | | L | 6-11 | | Booker Woodfox (21), Shaquille Keith (21) |
| 2/25/2017 | H | Kitchener-Waterloo Titans | 105-111 | | L | 6-12 | 1,548 | Shaquille Keith (25) |
| 2/26/2017 | H | London Lightning | 94-133 | | L | 6-13 | 1,200 | Booker Woodfox (22) |
| 3/5/2017 | H | Halifax Hurricanes | 96-112 | | L | 6-14 | 1,450 | Chad Frazier (28) |
| 3/12/2017 | H | Moncton Miracles | 107-103 | W | | 7-14 | 1,380 | Chad Frazier (27) |

HALIFAX HURRICANES GAME-BY-GAME

| Date | H/A | Opponent | Score | W | L | Rec | Att | Leading Scorer |
|------------|-----|---------------------------|--------------|---|---|------|-------|---|
| 12/26/2016 | H | Moncton Miracles | 98-93 | W | | 1-0 | 1,779 | Mike Poole (21), Billy White (21) |
| 12/27/2016 | A | Cape Breton Highlanders | 104-102 | W | | 2-0 | 3,200 | Anthony Cox (19) |
| 12/30/2016 | H | Island Storm | 94-91 | W | | 3-0 | 1,659 | Antoine Mason (20) |
| 1/5/2017 | H | Cape Breton Highlanders | 103-86 | W | | 4-0 | 1,192 | C.J. Washington (27) |
| 1/6/2017 | A | Moncton Miracles | 112-103 | W | | 5-0 | 1,475 | Ta'Quan Zimmerman (23) |
| 1/8/2017 | H | Orangeville A's | 108-82 | W | | 6-0 | 1,221 | Mike Poole (20) |
| 1/12/2017 | H | Island Storm | 110-104 | W | | 7-0 | 1,659 | C.J. Washington (25) |
| 1/19/2017 | A | Moncton Miracles | 113-108 | W | | 8-0 | 1,295 | Mike Poole (28) |
| 1/21/2017 | A | Cape Breton Islanders | 112-108 (OT) | W | | 9-0 | 1,724 | Ta'Quan Zimmerman (21) |
| 1/26/2017 | H | Saint John Riptide | 113-117 (OT) | | L | 9-1 | 1,321 | Antoine Mason (19) |
| 1/28/2017 | H | Windsor Express | 98-91 | W | | 10-1 | 1,935 | Ta'Quan Zimmerman (16) |
| 1/29/2017 | H | Island Storm | 120-102 | W | | 11-1 | 1,725 | Ta'Quan Zimmerman (20) |
| 2/2/2017 | A | Island Storm | 103-99 | W | | 12-1 | 1,731 | Tyrone Watson (26) |
| 2/4/2017 | A | Saint John Riptide | 110-93 | W | | 13-1 | 2,797 | Antoine Mason (24) |
| 2/5/2017 | A | Saint John Riptide | 103-109 | | L | 13-2 | 2,054 | Ta'Quan Zimmerman (18) |
| 2/10/2017 | H | Cape Breton Highlanders | 88-91 | | L | 13-3 | 1,478 | T. Zimmeraman (15), T. Watson (15), A. Mason (15) |
| 2/11/2017 | H | Moncton Miracles | 109-98 | W | | 14-3 | 2,013 | Billy White (35) |
| 2/17/2017 | A | Kitchener-Waterloo Titans | 102-100 | W | | 15-3 | 2,071 | Mike Poole (18) |
| 2/19/2017 | A | Orangeville A's | 108-101 | W | | 16-3 | 225 | Renaldo Dixon (27) |
| 2/20/2017 | A | London Lightning | 108-123 | | L | 16-4 | 7,852 | Billy White (23) |
| 2/22/2017 | H | Moncton Miracles | 119-97 | W | | 17-4 | | Mike Poole (21) |
| 2/23/2017 | H | London Lightning | 104-108 | | L | 17-5 | 1,474 | Antoine Mason (21) |
| 2/25/2017 | H | Saint John Riptide | 113-102 | W | | 18-5 | 2,501 | Antoine Mason (19) |
| 3/2/2017 | A | Saint John Riptide | 101-96 | W | | 19-5 | | Antoine Mason (21) |
| 3/3/2017 | A | Island Storm | 112-110 | W | | 20-5 | 2,140 | Antoine Mason (31) |
| 3/5/2017 | A | Cape Breton Highlanders | 112-96 | W | | 21-5 | 1,450 | Antoine Mason (22) |
| 3/12/2017 | A | Saint John Riptide | 95-97 | | L | 21-6 | 2,000 | Billy White (23) |

THE ISLAND STORM GAME-BY-GAME

| Date | H/A | Opponent | Score | W | L | Rec | Att | Leading Scorer |
|------------|-----|-------------------------|---------|---|---|------|-------|---------------------|
| 12/26/2016 | H | Saint John Riptide | 103-95 | W | | 1-0 | 2,212 | Terry Thomas (22) |
| 12/27/2016 | A | Saint John Riptide | 105-114 | | L | 1-1 | 1,904 | Tirrell Baines (26) |
| 12/30/2016 | A | Halifax Hurricanes | 91-94 | | L | 1-2 | 1,659 | Terry Thomas (23) |
| 12/31/2016 | H | Moncton Miracles | 103-100 | W | | 2-2 | 1,820 | Tirrell Baines (22) |
| 1/1/2017 | A | Cape Breton Highlanders | 113-117 | | L | 2-3 | 2,100 | Nick Okorie (25) |
| 1/6/2017 | A | Cape Breton Highlanders | 115-107 | W | | 3-3 | 1,150 | Jahil Carson (24) |
| 1/12/2017 | A | Halifax Hurricanes | 104-110 | | L | 3-4 | 1,659 | Nick Okorie (21) |
| 1/15/2017 | H | Saint John Riptide | 130-121 | W | | 4-4 | 2,310 | Nick Okorie (29) |
| 1/20/2017 | A | Niagara River Lions | 101-104 | | L | 4-5 | 2,000 | Jahil Carson (20) |
| 1/22/2017 | A | Orangeville A's | 127-107 | W | | 5-5 | 266 | Terry Thomas (22) |
| 1/26/2017 | H | Cape Breton Highlanders | 114-122 | | L | 5-6 | 1,623 | Nick Okorie (22) |
| 1/29/2017 | A | Halifax Hurricanes | 102-120 | | L | 5-7 | 1,725 | Jahii Carson (34) |
| 2/2/2017 | H | Halifax Hurricanes | 99-103 | | L | 5-8 | 1,731 | Terry Thomas (32) |
| 2/4/2017 | H | Cape Breton Highlanders | 112-95 | W | | 6-8 | 1,242 | Jahii Carson (30) |
| 2/12/2017 | H | Saint John Riptide | 115-113 | W | | 7-8 | 1,922 | Jahii Carson (29) |
| 2/17/2017 | H | Saint John Riptide | 113-109 | W | | 8-8 | 1,925 | Terry Thomas (30) |
| 2/18/2017 | A | Moncton Miracles | 110-131 | | L | 8-9 | 1,521 | Jahii Carson (19) |
| 2/20/2017 | H | Moncton Miracles | 110-94 | W | | 9-9 | 2,325 | Al Richter (24) |
| 2/26/2017 | A | Moncton Miracles | 93-96 | | L | 9-10 | 1,675 | Terry Thomas (21) |
| 3/3/2017 | H | Halifax Hurricanes | 110-112 | | L | 9-11 | 2,140 | Jahii Carson (39) |
| 3/9/2017 | A | Saint John Mill Rats | 99-125 | | L | 9-12 | | Al Stewart (19) |

KITCHENER-WATERLOO TITANS GAME-BY-GAME

| Date | H/A | Opponent | Score | W | L | Rec | Att | Leading Scorer |
|------------|-----|-------------------------|--------------|---|---|-------|-------|---|
| 12/26/2016 | H | Orangeville A's | 105-110 | | L | 0-1 | 2,210 | Orlando Coleman (20) |
| 12/27/2016 | A | Niagara River Lions | 120-105 | W | | 1-1 | 3,244 | Adam Blazek (22) |
| 1/7/2017 | A | London Lightning | 109-113 | | L | 1-2 | 3,267 | Adam Blazek (24) |
| 1/8/2017 | H | London Lightning | 126-116 (OT) | W | | 2-2 | 1,653 | A.J. Davis (19), Ricky Tarrant (19) |
| 1/10/2017 | H | Windsor Express | 108-114 | | L | 2-3 | 709 | Ricky Tarrant (20) |
| 1/13/2017 | A | Windsor Express | 90-102 | | L | 2-4 | 982 | A.J. Davis (24) |
| 1/14/2017 | A | London Lightning | 92-117 | | L | 2-5 | 7,020 | Greg Morrow (22) |
| 1/15/2017 | A | Orangeville A's | 92-105 | | L | 2-6 | 379 | Tramar Sutherland (17) |
| 1/20/2017 | A | Windsor Express | 88-86 | W | | 3-6 | 782 | A.J. Davis (19) |
| 1/24/2017 | H | Orangeville A's | 93-83 | W | | 4-6 | 1,157 | Adam Blazek (20) |
| 1/26/2017 | H | London Lightning | 97-105 | | L | 4-7 | 881 | Adam Blazek (16) |
| 1/29/2017 | A | Orangeville A's | 101-106 | | L | 4-8 | 244 | Ricky Tarrant (29) |
| 1/31/2017 | H | Niagara River Lions | 87-83 | W | | 5-8 | 1,305 | Ricky Tarrant (19) |
| 2/5/2017 | H | Moncton Miracles | 139-109 | W | | 6-8 | 1,305 | Ricky Tarrant (22) |
| 2/8/2017 | A | Windsor Express | 90-93 | | L | 6-9 | 2,173 | Ricky Tarrant (19), Jason Calliste (19) |
| 2/10/2017 | A | Orangeville A's | 110-98 | W | | 7-9 | 238 | Ricky Tarrant (24) |
| 2/12/2017 | A | Windsor Express | 74-85 | | L | 7-10 | 705 | Adam Blazek (17) |
| 2/17/2017 | H | Halifax Hurricanes | 100-102 | | L | 7-11 | 2,071 | Paul Cooper (23) |
| 2/19/2017 | H | Cape Breton Highlanders | 111-105 | W | | 8-11 | | Ricky Tarrant (21) |
| 2/23/2017 | A | Saint John Riptide | 99-121 | | L | 8-12 | 1,774 | Ricky Tarrant (19) |
| 2/25/2017 | A | Cape Breton Highlanders | 111-105 | W | | 9-12 | 1,548 | Ricky Tarrant (32) |
| 3/7/2017 | A | Niagara River Lions | 92-88 | W | | 10-12 | 3,487 | Ed Horton (30) |
| 3/11/2017 | H | Orangeville A's | 96-89 | W | | 11-12 | | George Blakeney (19) |
| 3/12/2017 | H | Niagara River Lions | 96-103 | | L | 11-13 | | Ed Horton (17) |

LONDON LIGHTNING GAME-BY-GAME

| Date | H/A | Opponent | Score | W | L | Rec | Att | Leading Scorer |
|------------|-----|---------------------------|--------------|---|---|------|-------|---|
| 12/26/2016 | H | Niagara River Lions | 106-107 | | L | 0-1 | 6,848 | Julian Boyd (20) |
| 12/30/2016 | A | Niagara River Lions | 134-106 | W | | 1-1 | 1,150 | Ryan Anderson (21), Kyle Johnson (21) |
| 1/1/2017 | H | Windsor Express | 129-105 | W | | 2-1 | 5,353 | Julian Boyd (26) |
| 1/4/2017 | A | Orangeville A's | 113-121 | | L | 2-2 | 324 | Julian Boyd (31) |
| 1/5/2017 | H | Niagara River Lions | 105-85 | W | | 3-2 | 2,367 | Garrett Williamson (22) |
| 1/7/2017 | H | Kitchener-Waterloo Titans | 113-109 | W | | 4-2 | 3,267 | Kyle Johnson (27) |
| 1/8/2017 | A | Kitchener-Waterloo Titans | 116-126 (OT) | | L | 4-3 | 1,653 | Royce White (30) |
| 1/14/2017 | H | Kitchener-Waterloo Titans | 117-92 | W | | 5-3 | 7,020 | Kyle Johnson (19) |
| 1/15/2017 | H | Windsor Express | 106-99 | W | | 6-3 | 6,876 | Ryan Anderson (32) |
| 1/18/2017 | A | Windsor Express | 91-87 | W | | 7-3 | 752 | Ryan Anderson (25) |
| 1/26/2017 | A | Kitchener-Waterloo Titans | 105-97 | W | | 8-3 | 881 | Royce White (23) |
| 1/28/2017 | H | Niagara River Lions | 110-90 | W | | 9-3 | 6,872 | Julian Boyd (32) |
| 1/29/2017 | A | Niagara River Lions | 117-89 | W | | 10-3 | 2,088 | Royce White (23) |
| 2/4/2017 | H | Moncton Miracles | 146-102 | W | | 11-3 | 7,161 | Kyle Johnson (51) |
| 2/7/2017 | A | Niagara River Lions | 127-99 | W | | 12-3 | 1,410 | Ryan Anderson (23), Anthony Criswell (23) |
| 2/9/2017 | A | Niagara River Lions | 125-79 | W | | 13-3 | 1,520 | Julian Boyd (30) |
| 2/18/2017 | H | Orangeville A's | 109-97 | W | | 14-3 | 7,658 | Doug Herring Jr. (27) |
| 2/20/2017 | H | Halifax Hurricanes | 123-108 | W | | 15-3 | 7,852 | Royce White (26) |
| 2/23/2017 | A | Halifax Hurricanes | 108-104 | W | | 16-3 | 1,474 | Royce White (26) |
| 2/26/2017 | A | Cape Breton Highlanders | 133-94 | W | | 17-3 | 1,200 | Ryan Anderson (45) |
| 2/28/2017 | A | Saint John Riptide | 116-96 | W | | 18-3 | 1,028 | Royce White (26) |
| 3/8/2017 | A | Windsor Express | 93-114 | | L | 18-4 | 1,115 | Royce White (19), Garrett Williamson (19) |
| 3/11/2017 | A | Niagara River Lions | 127-99 | W | | 19-4 | 3,498 | Royce White (22) |
| 3/12/2017 | A | Orangeville A's | 126-122 | W | | 20-4 | | Royce White (30) |

MONCTON MIRACLES GAME-BY-GAME

| Date | H/A | Opponent | Score | W | L | Rec | Att | Leading Scorer |
|------------|-----|---------------------------|---------|---|---|------|-------|-------------------------------------|
| 12/26/2016 | A | Halifax Hurricanes | 93-98 | | L | 0-1 | 1,779 | Antonio "Scoop" Jardine (19) |
| 12/28/2016 | H | Cape Breton Highlanders | 110-108 | W | | 1-1 | 1,754 | Antonio "Scoop" Jardine (26) |
| 12/31/2016 | A | The Island Storm | 100-103 | | L | 1-2 | 1,820 | Tydran Beaty (23) |
| 1/5/2017 | H | Saint John Riptide | 86-92 | | L | 1-3 | 1,550 | Tydran Beaty (22), Tyrrel Tate (22) |
| 1/6/2017 | H | Halifax Hurricanes | 103-112 | | L | 1-4 | 1,475 | Antonio "Scoop" Jackson (24) |
| 1/8/2017 | H | Niagara River Lions | 121-110 | W | | 2-4 | 1,250 | Russell Byrd (26) |
| 1/14/2017 | A | Saint John Riptide | 111-127 | | L | 2-5 | 1,651 | Melvin Johnson III (27) |
| 1/15/2017 | A | Cape Breton Highlanders | 88-96 | | L | 2-6 | 1,200 | Melvin Johnson III (24) |
| 1/17/2017 | A | Saint John Riptide | 126-105 | W | | 3-6 | 1,349 | Melvin Johnson III (34) |
| 1/19/2017 | H | Halifax Hurricanes | 108-113 | | L | 3-7 | 1,295 | Melvin Johnson III (22) |
| 2/3/2017 | A | Windsor Express | 86-101 | | L | 3-8 | 1,001 | Malik Story (19) |
| 2/4/2017 | A | London Lightning | 102-146 | | L | 3-9 | 7,161 | Tydran Beaty (17), Malik Story (17) |
| 2/5/2017 | A | Kitchener-Waterloo Titans | 109-139 | | L | 3-10 | 1,305 | Russell Byrd (30) |
| 2/11/2017 | A | Halifax Hurricanes | 98-109 | | L | 3-11 | 2,013 | Melvin Johnson III (32) |
| 2/18/2017 | H | The Island Storm | 131-110 | W | | 4-11 | 1,521 | Melvin Johnson III (37) |
| 2/19/2017 | H | Saint John Riptide | 87-101 | | L | 4-12 | 1,834 | Melvin Johnson III (14) |
| 2/20/2017 | A | The Island Storm | 94-110 | | L | 4-13 | 2,325 | Russell Byrd (20) |
| 2/22/2017 | A | Halifax Hurricanes | 97-119 | | L | 4-14 | | Melvin Johnson III (30) |
| 2/26/2017 | H | The Island Storm | 96-93 | W | | 5-14 | 1,875 | Russell Byrd (22) |
| 3/4/2017 | A | Saint John Riptide | 104-97 | W | | 6-14 | | Malik Story (24) |
| 3/8/2017 | A | Saint John Riptide | 95-100 | | L | 6-15 | 1,544 | Brandan Kearney (19) |
| 3/12/2017 | A | Cape Breton Highlanders | 103-107 | | L | 6-16 | 1,380 | Malik Story (20) |

NIAGARA RIVER LIONS GAME-BY-GAME

| Date | H/A | Opponent | Score | W | L | Rec | Att | Leading Scorer |
|------------|-----|---------------------------|---------|---|---|------|-------|------------------------|
| 12/26/2016 | A | London Lightning | 107-106 | W | | 1-0 | 6,848 | Tyshawn Patterson (25) |
| 12/27/2016 | H | Kitchener-Waterloo Titans | 105-120 | | L | 1-1 | 3,244 | Kirk Williams Jr (28) |
| 12/30/2016 | H | London Lightning | 106-134 | | L | 1-2 | 1,150 | Tyshawn Patterson (21) |
| 1/2/2017 | H | Windsor Express | 94-86 | W | | 2-2 | 1,805 | Chris Commons (22) |
| 1/5/2017 | A | London Lightning | 85-105 | | L | 2-3 | 2,367 | Chris Commons (18) |
| 1/7/2017 | A | Saint John Riptide | 82-95 | | L | 2-4 | 1,650 | Marcus Lewis (21) |
| 1/8/2017 | A | Moncton Miracles | 110-121 | | L | 2-5 | 1,250 | Kirk Williams Jr (33) |
| 1/16/2017 | H | Windsor Express | 117-99 | W | | 3-5 | 2,081 | Logan Stutz (20) |
| 1/20/2017 | H | Island Storm | 104-101 | W | | 4-5 | 2,000 | Marcus Lewis (19) |
| 1/28/2017 | A | London Lightning | 90-110 | | L | 4-6 | 6,872 | Kirk Williams Jr (13) |
| 1/29/2017 | H | London Lightning | 89-117 | | L | 4-7 | 2,088 | Kirk Williams Jr (28) |
| 1/31/2017 | A | Kitchener-Waterloo Titans | 83-87 | | L | 4-8 | 1,305 | Chris Commons (16) |
| 2/4/2017 | H | Windsor Express | 94-88 | W | | 5-8 | 1,960 | Sammy Zeglinski (24) |
| 2/5/2017 | A | Orangeville A's | 88-105 | | L | 5-9 | 189 | Marcus Lewis (15) |
| 2/7/2017 | H | London Lightning | 99-127 | | L | 5-10 | 1,410 | Marcus Lewis (31) |
| 2/9/2017 | H | London Lightning | 79-125 | | L | 5-11 | 1,520 | Marcus Lewis (26) |
| 2/18/2017 | A | Windsor Express | 107-98 | W | | 6-11 | 857 | Chris Commons (22) |
| 2/20/2017 | A | Orangeville A's | 118-117 | W | | 7-11 | 325 | Carl Hall (24) |
| 2/25/2017 | A | Windsor Express | 92-93 | | L | 7-12 | 921 | Carl Hall (21) |
| 2/26/2017 | A | Orangeville A's | 95-113 | | L | 7-13 | 307 | Richard Amardi (25) |
| 3/7/2017 | H | Kitchener-Waterloo Titans | 88-92 | | L | 7-14 | 3,487 | Kirk Williams Jr (26) |
| 3/8/2017 | H | Orangeville A's | 95-97 | | L | 7-15 | 1,615 | Chris Commons (23) |
| 3/11/2017 | A | London Lightning | 99-127 | | L | 7-16 | 3,498 | Marcus Lewis (20) |
| 3/12/2017 | H | Kitchener-Waterloo Titans | 103-96 | W | | 8-16 | | Tyshawn Patterson (22) |

ORANGEVILLE A'S GAME-BY-GAME

| Date | H/A | Opponent | Score | W | L | Rec | Att | Leading Scorer |
|------------|-----|---------------------------|--------------|---|---|-------|-------|-------------------------------|
| 12/26/2016 | A | Kitchener-Waterloo Titans | 110-105 | W | | 1-0 | 2,210 | Anthony Harris (22) |
| 12/29/2016 | H | Windsor Express | 105-93 | W | | 2-0 | 221 | Justin Moss (35) |
| 12/30/2016 | A | Windsor Express | 94-95 | | L | 2-1 | 1150 | Rahllir Hollis-Jefferson (28) |
| 1/4/2017 | H | London Lightning | 121-113 | W | | 3-1 | 324 | Rahllir Hollis-Jefferson (30) |
| 1/8/2017 | A | Halifax Hurricanes | 82-108 | | L | 3-2 | 1,221 | Rahllir Hollis-Jefferson (18) |
| 1/11/2017 | A | Saint John Riptide | 112-125 | | L | 3-3 | 1,254 | Rahllir Hollis-Jefferson (25) |
| 1/15/2017 | H | Kitchener-Waterloo Titans | 105-92 | W | | 4-3 | 379 | Justin Moss (24) |
| 1/22/2017 | H | Island Storm | 107-127 | | L | 4-4 | 266 | Justin Moss (25) |
| 1/24/2017 | A | Kitchener-Waterloo Titans | 83-93 | | L | 4-5 | 1,157 | Rahllir Hollis-Jefferson (20) |
| 1/25/2017 | A | Windsor Express | 85-94 | | L | 4-6 | 742 | Rahllir Hollis-Jefferson (18) |
| 1/29/2017 | H | Kitchener-Waterloo Titans | 106-101 | W | | 5-6 | 244 | Enrico DiLoreto (15) |
| 2/1/2017 | A | Windsor Express | 97-92 | W | | 6-6 | 545 | Rahllir Hollis-Jefferson (26) |
| 2/5/2017 | H | Niagara River Lions | 105-88 | W | | 7-6 | 189 | Rahllir Hollis-Jefferson (24) |
| 2/10/2017 | H | Kitchener-Waterloo Titans | 98-110 | | L | 7-7 | 238 | Rahllir Hollis-Jefferson (18) |
| 2/11/2017 | H | Windsor Express | 134-135 (OT) | | L | 7-8 | 246 | Justin Moss (34) |
| 2/18/2017 | A | London Lightning | 99-107 | | L | 7-9 | 7,658 | Rahllir Hollis-Jefferson (21) |
| 2/19/2017 | H | Halifax Hurricanes | 101-108 | | L | 7-10 | 225 | Rahllir Hollis-Jefferson (27) |
| 2/20/2017 | H | Niagara River Lions | 117-118 | | L | 7-11 | 325 | Justin Moss (27) |
| 2/26/2017 | H | Niagara River Lions | 113-95 | W | | 8-11 | 307 | Rahllir Hollis-Jefferson (23) |
| 3/4/2017 | H | Windsor Express | 98-95 (OT) | W | | 9-11 | 204 | Rahllir Hollis-Jefferson (20) |
| 3/8/2017 | A | Niagara River Lions | 97-95 | W | | 10-11 | 1,615 | Stefan Nastic (19) |
| 3/11/2017 | A | Kitchener-Waterloo Titans | 89-96 | | L | 10-12 | | Rahllir Hollis-Jefferson (24) |
| 3/12/2017 | H | London Lightning | 122-126 | | L | 10-13 | | Stefan Nastic (19) |

SAINT JOHN RIPTIDE GAME-BY-GAME

| Date | H/A | Opponent | Score | W | L | Rec | Att | Leading Scorer |
|------------|-----|---------------------------|--------------|---|---|-------|-------|-----------------------|
| 12/26/2016 | A | The Island Storm | 95-103 | | L | 0-1 | 2,212 | Gabe Freeman (25) |
| 12/27/2016 | H | The Island Storm | 114-103 | W | | 1-1 | 1,904 | Gabe Freeman (29) |
| 12/30/2016 | H | Cape Breton Highlanders | 109-94 | W | | 2-1 | 1,465 | Gabe Freeman (20) |
| 1/5/2017 | A | Moncton Miracles | 92-86 | W | | 3-1 | 1,550 | Anthony Anderson (22) |
| 1/7/2017 | H | Niagara River Lions | 95-82 | W | | 4-1 | 1,650 | Gabe Freeman (24) |
| 1/11/2017 | H | Orangeville A's | 125-112 | W | | 5-1 | 1,254 | Anthony Anderson (26) |
| 1/12/2017 | H | Cape Breton Highlanders | 113-101 | W | | 6-1 | 1,392 | Anthony Anderson (27) |
| 1/14/2017 | H | Moncton Miracles | 127-111 | W | | 7-1 | 1,651 | Gabe Freeman (33) |
| 1/15/2017 | A | The Island Storm | 121-130 | | L | 7-2 | 2,310 | Anthony Anderson (39) |
| 1/17/2017 | H | Moncton Miracles | 105-126 | | L | 7-3 | 1,349 | Anthony Anderson (27) |
| 1/20/2017 | A | Cape Breton Highlanders | 105-87 | W | | 8-3 | 1,612 | Anthony Anderson (24) |
| 1/26/2017 | A | Halifax Hurricanes | 117-113 (OT) | W | | 9-3 | 1,321 | Haakim Johnson (27) |
| 2/3/2017 | H | Cape Breton Highlanders | 104-105 | | L | 9-4 | 1,521 | Anthony Anderson (24) |
| 2/4/2017 | H | Halifax Hurricanes | 93-110 | | L | 9-5 | 2,797 | Anthony Anderson (19) |
| 2/5/2017 | H | Halifax Hurricanes | 109-103 | W | | 10-5 | 2,054 | Anthony Anderson (26) |
| 2/12/2017 | A | The Island Storm | 113-115 | | L | 10-6 | 1,922 | Anthony Anderson (30) |
| 2/17/2017 | A | The Island Storm | 109-113 | | L | 10-7 | 1,925 | Gabe Freeman (28) |
| 2/19/2017 | A | Moncton Miracles | 101-87 | W | | 11-7 | 1,834 | Anthony Anderson (27) |
| 2/23/2017 | H | Kitchener-Waterloo Titans | 121-99 | W | | 12-7 | 1,774 | Gabe Freeman (39) |
| 2/26/2017 | A | Halifax Hurricanes | 102-113 | | L | 12-8 | 2,501 | Darin Mercy (32) |
| 2/28/2017 | H | London Lightning | 96-116 | | L | 12-9 | 1,208 | Haakim Johnson (31) |
| 3/2/2017 | H | Halifax Hurricanes | 96-101 | | L | 12-10 | | Anthony Anderson (27) |
| 3/4/2017 | H | Moncton Miracles | 97-104 | | L | 12-11 | | Anthony Anderson (37) |
| 3/8/2017 | H | Moncton Miracles | 100-95 | W | | 13-11 | 1,544 | Anthony Anderson (26) |
| 3/9/2017 | H | The Island Storm | 125-99 | W | | 14-11 | | Haakim Johnson (32) |
| 2/12/2017 | H | Halifax Hurricanes | 97-95 | W | | 15-11 | 2,000 | Darin Mercy (23) |

WINDSOR EXPRESS GAME-BY-GAME

| Date | H/A | Opponent | Score | W | L | Rec | Att | Leading Scorer |
|------------|-----|---------------------------|--------------|---|---|-------|-------|--|
| 12/29/2016 | A | Orangeville A's | 93-105 | | L | 0-1 | 221 | Nick Evans (24) |
| 12/30/2016 | H | Orangeville A's | 95-94 | W | | 1-1 | 1,150 | Nick Evans (18) |
| 1/1/2017 | A | London Lightning | 105-129 | | L | 1-2 | 5,353 | Wally Ellenson (22) |
| 1/2/2017 | A | Niagara River Lions | 86-94 | | L | 1-3 | 1,805 | Quinnel Brown (20) |
| 1/10/2017 | A | Kitchener-Waterloo Titans | 114-108 | W | | 2-3 | 709 | Quinnel Brown (27) |
| 1/13/2017 | H | Kitchener-Waterloo Titans | 102-90 | W | | 3-3 | 982 | Maurice Jones (22) |
| 1/15/2017 | A | London Lightning | 99-106 | | L | 3-4 | 6,876 | Warren Ward (18) |
| 1/16/2017 | A | Niagara River Lions | 99-117 | | L | 3-5 | 2,081 | Wally Ellenson (21) |
| 1/18/2017 | H | London Lightning | 87-91 | | L | 3-6 | 752 | DeAndre Thomas (17) |
| 1/20/2017 | H | Kitchener-Waterloo Titans | 86-88 | | L | 3-7 | 782 | Wally Ellenson (20) |
| 1/25/2017 | H | Orangeville A's | 94-85 | W | | 4-7 | 742 | DeAndre Thomas (18) |
| 1/28/2017 | A | Halifax Hurricanes | 91-98 | | L | 4-8 | 1,935 | Warren Ward (21) |
| 1/29/2017 | A | Cape Breton Highlanders | 100-103 | | L | 4-9 | 1,520 | Quinnel Brown (21) |
| 2/1/2017 | H | Orangeville A's | 92-97 | | L | 4-10 | 545 | Warren Ward (21) |
| 2/3/2017 | H | Moncton Miracles | 101-86 | W | | 5-10 | 1,001 | Juan Pattillo (20), Warren Ward (20) |
| 2/4/2017 | H | Niagara River Lions | 88-94 | | L | 5-11 | 1,960 | Juan Pattillo (24) |
| 2/8/2017 | H-C | Kitchener-Waterloo Titans | 93-90 | W | | 6-11 | 2,173 | Quinnel Brown (19) |
| 2/11/2017 | A | Orangeville A's | 135-134 (OT) | W | | 7-11 | 246 | Quinnel Brown (27) |
| 2/12/2017 | H | Kitchener-Waterloo Titans | 85-74 | W | | 8-11 | 705 | Juan Pattillo (17) |
| 2/17/2017 | H | Cape Breton Highlanders | 113-92 | W | | 9-11 | 877 | Warren Ward (20) |
| 2/18/2017 | H | Niagara River Lions | 98-107 | | L | 9-12 | 857 | Nick Evans (19) |
| 2/25/2017 | H | Niagara River Lions | 93-92 | W | | 10-12 | 921 | Juan Pattillo (20), Darren Duncan (20) |
| 3/5/2017 | A | Orangeville A's | 95-98 (OT) | | L | 10-13 | 204 | Warren Ward (26) |
| 3/8/2017 | H | London Lightning | 114-93 | W | | 11-13 | 1,115 | Wally Ellenson (23) |

CAPE BRETON HIGHLANDERS REGULAR SEASON PLAYER STATS

| # | Player | GP | GS | MIN | AVG | FG | FGA | PCT | 3P | 3PA | .PCT | FTFTA | .PCTOR | DR | REBR/G | PF | A | TO | BLK | ST | PTS | P/G | | | | |
|-------------------------|--------------------|----|----|------|------|-----|------|------|-----|-----|------|-------|--------|------|--------|-----|------|------|-----|-----|-----|-----|-----|------|-------|--|
| 11 | Booker Woodfox | 18 | 18 | 685 | 38.1 | 111 | 259 | .429 | 56 | 138 | .406 | 38 | 48 | .792 | 7 | 37 | 44 | 2.4 | 27 | 49 | 30 | 0 | 19 | 316 | 17.6 | |
| 3 | Chad Frazier | 19 | 13 | 626 | 32.9 | 112 | 236 | .475 | 21 | 71 | .296 | 65 | 82 | .793 | 14 | 68 | 82 | 4.3 | 49 | 79 | 50 | 3 | 18 | 310 | 16.3 | |
| 13 | Shaquille Keith | 20 | 7 | 534 | 26.7 | 90 | 201 | .448 | 11 | 42 | .262 | 115 | 149 | .772 | 31 | 73 | 104 | 5.2 | 44 | 39 | 49 | 6 | 22 | 306 | 15.3 | |
| 6 | Charles Mann Jr | 15 | 14 | 568 | 37.9 | 50 | 127 | .394 | 24 | 66 | .364 | 88 | 110 | .800 | 11 | 54 | 65 | 4.3 | 46 | 50 | 49 | 1 | 12 | 212 | 14.1 | |
| 5 | Chadrack Lufile | 19 | 13 | 479 | 25.2 | 87 | 183 | .475 | 1 | 8 | .125 | 36 | 68 | .529 | 55 | 99 | 154 | 8.1 | 34 | 28 | 47 | 6 | 8 | 211 | 11.1 | |
| 1 | Deron Scott | 16 | 3 | 356 | 22.3 | 53 | 124 | .427 | 10 | 40 | .250 | 32 | 42 | .762 | 9 | 62 | 71 | 4.4 | 30 | 47 | 32 | 1 | 4 | 148 | 9.3 | |
| 10 | Hank Thorns | 10 | 8 | 336 | 33.6 | 47 | 109 | .431 | 16 | 45 | .356 | 37 | 49 | .755 | 8 | 44 | 52 | 5.2 | 26 | 68 | 22 | 0 | 10 | 147 | 14.7 | |
| 15 | Austin Witter | 15 | 14 | 391 | 26.1 | 50 | 112 | .446 | 14 | 46 | .304 | 4 | 16 | .250 | 20 | 82 | 102 | 6.8 | 36 | 25 | 16 | 30 | 9 | 118 | 7.9 | |
| 22 | Keith Thomas | 11 | 1 | 212 | 19.3 | 39 | 58 | .672 | 0 | 0 | .000 | 16 | 24 | .667 | 24 | 35 | 59 | 5.4 | 35 | 6 | 11 | 3 | 3 | 94 | 8.5 | |
| 32 | Anthony Walker | 10 | 6 | 274 | 27.4 | 40 | 55 | .727 | 0 | 0 | .000 | 7 | 17 | .412 | 20 | 47 | 67 | 6.7 | 30 | 8 | 19 | 24 | 3 | 87 | 8.7 | |
| 9 | Michael Rostampour | 13 | 5 | 276 | 21.3 | 29 | 84 | .345 | 7 | 31 | .226 | 18 | 36 | .500 | 23 | 70 | 93 | 7.2 | 41 | 12 | 18 | 2 | 6 | 83 | 6.4 | |
| 8 | Tyrrel Edwards | 10 | 1 | 151 | 15.1 | 18 | 40 | .450 | 3 | 14 | .214 | 8 | 9 | .889 | 10 | 12 | 22 | 2.2 | 22 | 5 | 5 | 1 | 3 | 47 | 4.7 | |
| 13 | Billy Rush | 2 | 0 | 57 | 28.5 | 6 | 17 | .353 | 3 | 9 | .333 | 2 | 2 | 1.00 | 2 | 12 | 14 | 7.0 | 5 | 4 | 5 | 0 | 3 | 17 | 8.5 | |
| 9 | Jarryn Skeete | 5 | 0 | 49 | 9.8 | 5 | 15 | .333 | 2 | 8 | .250 | 4 | 4 | 1.00 | 0 | 7 | 7 | 1.4 | 1 | 6 | 1 | 0 | 1 | 16 | 3.2 | |
| 6 | Morgan Lewis | 4 | 1 | 11 | 2.8 | 1 | 3 | .333 | 1 | 2 | .500 | 0 | 0 | .000 | 0 | 1 | 1 | 0.3 | 2 | 0 | 2 | 0 | 0 | 3 | 0.8 | |
| 8 | Clinton Springer | 1 | 0 | 8 | 8.0 | 1 | 2 | .500 | 0 | 1 | .000 | 0 | 0 | .000 | 0 | 0 | 0 | 0.0 | 0 | 0 | 0 | 0 | 0 | 2 | 2.0 | |
| 12 | Wyatt Anders | 2 | 0 | 3 | 1.5 | 0 | 0 | .000 | 0 | 0 | .000 | 2 | 2 | 1.00 | 0 | 2 | 2 | 1.0 | 0 | 0 | 0 | 0 | 1 | 2 | 1.0 | |
| 12 | Mike Luby | 6 | 0 | 27 | 4.5 | 1 | 6 | .167 | 0 | 2 | .000 | 0 | 0 | .000 | 1 | 5 | 6 | 1.0 | 4 | 2 | 3 | 0 | 0 | 2 | 0.3 | |
| TEAM | | | | | | | | | | | | | | 17 | 56 | 73 | | | | 14 | | | | | | |
| Cape Breton Highlanders | | 21 | | 5043 | | 740 | 1631 | .454 | 169 | 523 | .323 | 472 | 658 | .717 | 252 | 766 | 1018 | 48.5 | 433 | 428 | 373 | 77 | 124 | 2121 | 101.0 | |

TEAM STATISTICS

| | CpB | OPP |
|-------------------------|---------------------|----------|
| SCORING | 2121 | 2273 |
| Points per game | 101.0 | 108.2 |
| Scoring margin | -7.2 | - |
| FIELD GOALS-ATT | 740-1631 | 871-1901 |
| Field goal pct | .454 | .458 |
| 3 POINT FG-ATT | 169-523 | 217-603 |
| 3-point FG pct | .323 | .360 |
| 3-pt FG made per game | 8.0 | 10.3 |
| FREE THROWS-ATT | 472-658 | 314-456 |
| Free throw pct | .717 | .689 |
| REBOUNDS | 1018 | 994 |
| Rebounds per game | 48.5 | 47.3 |
| Rebounding margin | 1.1 | - |
| ASSISTS | 428 | 536 |
| Assists per game | 20.4 | 25.5 |
| TURNOVERS | 373 | 275 |
| Turnovers per game | 17.8 | 13.1 |
| Turnover margin | 4.7 | - |
| Assist / turnover ratio | 1.1 | 1.9 |
| STEALS | 124 | 194 |
| Steals per game | 5.9 | 9.2 |
| BLOCKS | 77 | 79 |
| Blocks per game | 3.7 | 3.8 |
| ATTENDANCE | 18084 | 14397 |
| Home games-Avg/Game | 11-1644 | 10-1439 |
| Neutral site-Avg/Game | - | 0-0 |
| SCORE BY QUARTERS | 1st 2nd 3rd 4th OT1 | TOTAL |
| Opponents | 530 556 573 598 16 | 2273 |
| Cape Breton Highlanders | 492 512 574 531 12 | 2121 |

HALIFAX HURRICANES REGULAR SEASON PLAYER STATS

| # | Player | GP | GS | MIN | AVG | FG | FGA | PCT | 3P | 3PA | .PCT | FTFTA | .PCTOR | DR | REBR/G | PF | A | TO | BLK | ST | PTS | P/G | | | | | | | | | | | | | | | | |
|--------------------|----------------------|----|----|------|------|------|------|------|-----|-----|------|-------|--------|------|--------|-----|------|------|-----|-----|-----|-----|-----|------|-------|--|--|--|--|--|--|--|--|--|--|--|--|--|
| 14 | Antoine Mason | 26 | 12 | 687 | 26.4 | 140 | 329 | .426 | 33 | 105 | .314 | 115 | 167 | .689 | 17 | 84 | 101 | 3.9 | 70 | 43 | 49 | 3 | 33 | 428 | 16.5 | | | | | | | | | | | | | |
| 23 | Billy White | 24 | 24 | 747 | 31.1 | 156 | 253 | .617 | 4 | 22 | .182 | 73 | 95 | .768 | 53 | 118 | 171 | 7.1 | 106 | 57 | 58 | 12 | 24 | 389 | 16.2 | | | | | | | | | | | | | |
| 20 | CJ Washington | 23 | 21 | 603 | 26.2 | 134 | 274 | .489 | 20 | 59 | .339 | 58 | 80 | .725 | 60 | 101 | 161 | 7.0 | 73 | 32 | 49 | 12 | 24 | 346 | 15.0 | | | | | | | | | | | | | |
| 1 | Tyrone Watson | 25 | 25 | 767 | 30.7 | 139 | 234 | .594 | 0 | 2 | .000 | 48 | 68 | .706 | 41 | 96 | 137 | 5.5 | 65 | 81 | 60 | 11 | 26 | 326 | 13.0 | | | | | | | | | | | | | |
| 2 | Ta'Quan Zimmerman | 27 | 0 | 653 | 24.2 | 101 | 248 | .407 | 56 | 157 | .357 | 47 | 58 | .810 | 11 | 74 | 85 | 3.1 | 55 | 87 | 28 | 5 | 20 | 305 | 11.3 | | | | | | | | | | | | | |
| 10 | Mike Poole | 27 | 18 | 690 | 25.5 | 125 | 308 | .406 | 29 | 117 | .248 | 19 | 26 | .731 | 31 | 115 | 146 | 5.4 | 71 | 29 | 44 | 9 | 37 | 298 | 11.0 | | | | | | | | | | | | | |
| 22 | Renaldo Dixon | 27 | 5 | 603 | 22.3 | 85 | 177 | .480 | 16 | 40 | .400 | 48 | 59 | .814 | 64 | 102 | 166 | 6.1 | 71 | 20 | 41 | 37 | 9 | 234 | 8.7 | | | | | | | | | | | | | |
| 7 | Joey Haywood | 19 | 0 | 285 | 15.0 | 52 | 104 | .500 | 15 | 30 | .500 | 32 | 41 | .780 | 5 | 33 | 38 | 2.0 | 30 | 33 | 16 | 0 | 6 | 151 | 7.9 | | | | | | | | | | | | | |
| 24 | Anthony Cox | 27 | 3 | 357 | 13.2 | 58 | 117 | .496 | 1 | 4 | .250 | 26 | 41 | .634 | 45 | 50 | 95 | 3.5 | 70 | 12 | 22 | 10 | 10 | 143 | 5.3 | | | | | | | | | | | | | |
| 12 | Clifford Clinkscales | 27 | 27 | 696 | 25.8 | 43 | 111 | .387 | 21 | 56 | .375 | 5 | 7 | .714 | 5 | 56 | 61 | 2.3 | 60 | 188 | 37 | 3 | 36 | 112 | 4.1 | | | | | | | | | | | | | |
| 15 | Kareem Canty | 15 | 0 | 156 | 10.4 | 23 | 71 | .324 | 16 | 41 | .390 | 13 | 15 | .867 | 2 | 9 | 11 | 0.7 | 19 | 29 | 15 | 0 | 5 | 75 | 5.0 | | | | | | | | | | | | | |
| 5 | Kenny Otieno | 14 | 0 | 121 | 8.6 | 13 | 33 | .394 | 3 | 10 | .300 | 13 | 13 | 1.00 | 7 | 10 | 17 | 1.2 | 18 | 8 | 8 | 1 | 2 | 42 | 3.0 | | | | | | | | | | | | | |
| 7 | Gideon Gamble | 5 | 0 | 42 | 8.4 | 5 | 22 | .227 | 0 | 9 | .000 | 0 | 0 | .000 | 0 | 5 | 5 | 1.0 | 7 | 0 | 3 | 0 | 2 | 10 | 2.0 | | | | | | | | | | | | | |
| 15 | Tyrel Edwards | 7 | 0 | 25 | 3.6 | 4 | 8 | .500 | 1 | 4 | .250 | 0 | 0 | .000 | 1 | 1 | 2 | 0.3 | 5 | 0 | 0 | 0 | 0 | 9 | 1.3 | | | | | | | | | | | | | |
| 20 | Kore White | 3 | 0 | 40 | 13.3 | 2 | 14 | .143 | 0 | 3 | .000 | 0 | 4 | .000 | 7 | 7 | 14 | 4.7 | 3 | 2 | 3 | 3 | 3 | 4 | 1.3 | | | | | | | | | | | | | |
| 20 | Coreontae DeBerry | 4 | 0 | 38 | 9.5 | 0 | 6 | .000 | 0 | 1 | .000 | 2 | 2 | 1.00 | 2 | 6 | 8 | 2.0 | 6 | 0 | 3 | 2 | 0 | 2 | 0.5 | | | | | | | | | | | | | |
| TEAM | | | | | | | | | | | | | | 28 | 106 | 134 | | | | | | | | | | | | | | | | | | | | | | |
| Halifax Hurricanes | | 27 | | 6509 | | 1080 | 2310 | .468 | 215 | 660 | .326 | 499 | 676 | .738 | 379 | 973 | 1352 | 50.1 | 729 | 621 | 452 | 108 | 242 | 2874 | 106.4 | | | | | | | | | | | | | |

TEAM STATISTICS

| | Hfx | OPP |
|-------------------------|---------------------|----------|
| SCORING | 2874 | 2707 |
| Points per game | 106.4 | 100.3 |
| Scoring margin | 6.2 | - |
| FIELD GOALS-ATT | 1080-2310 | 950-2170 |
| Field goal pct | .468 | .438 |
| 3 POINT FG-ATT | 215-660 | 213-657 |
| 3-point FG pct | .326 | .324 |
| 3-pt FG made per game | 8.0 | 7.9 |
| FREE THROWS-ATT | 499-676 | 594-807 |
| Free throw pct | .738 | .736 |
| REBOUNDS | 1352 | 1263 |
| Rebounds per game | 50.1 | 46.8 |
| Rebounding margin | 3.3 | - |
| ASSISTS | 621 | 494 |
| Assists per game | 23.0 | 18.3 |
| TURNOVERS | 452 | 460 |
| Turnovers per game | 16.7 | 17.0 |
| Turnover margin | -0.3 | - |
| Assist / turnover ratio | 1.4 | 1.1 |
| STEALS | 242 | 206 |
| Steals per game | 9.0 | 7.6 |
| BLOCKS | 108 | 91 |
| Blocks per game | 4.0 | 3.4 |
| ATTENDANCE | 19957 | 30014 |
| Home games-Avg/Game | 13-1535 | 14-2143 |
| Neutral site-Avg/Game | - | 0-0 |
| SCORE BY QUARTERS | 1st 2nd 3rd 4th OT1 | TOTAL |
| Opponents | 653 661 717 652 24 | 2707 |
| Halifax Hurricanes | 695 691 704 758 24 | 2872 |

THE ISLAND STORM REGULAR SEASON PLAYER STATS

| # | Player | GP | GS | MIN | AVG | FG | FGA | PCT | 3P | 3PA | .PCT | FTFTA | .PCTOR | DR | REBR/G | PF | A | TO | BLK | ST | PTS | P/G | | | | |
|--------------|------------------|----|----|------|------|-----|------|------|-----|-----|------|-------|--------|------|--------|-----|------|------|-----|-----|-----|-----|-----|------|-------|--|
| 1 | Jahii Carson | 21 | 21 | 724 | 34.5 | 138 | 294 | .469 | 25 | 65 | .385 | 133 | 163 | .816 | 15 | 73 | 88 | 4.2 | 46 | 132 | 66 | 1 | 35 | 434 | 20.7 | |
| 13 | Terry Thomas | 16 | 13 | 569 | 35.5 | 119 | 254 | .469 | 15 | 67 | .224 | 86 | 121 | .711 | 26 | 81 | 107 | 6.7 | 34 | 46 | 44 | 11 | 43 | 339 | 21.2 | |
| 2 | Nick Okorie | 20 | 15 | 646 | 32.3 | 112 | 258 | .434 | 59 | 125 | .472 | 50 | 66 | .758 | 5 | 44 | 49 | 2.5 | 65 | 82 | 33 | 5 | 23 | 333 | 16.6 | |
| 11 | Tirrell Baines | 20 | 19 | 568 | 28.4 | 98 | 214 | .458 | 0 | 1 | .000 | 50 | 73 | .685 | 38 | 79 | 117 | 5.8 | 56 | 34 | 35 | 3 | 9 | 246 | 12.3 | |
| 15 | Al Richter | 21 | 13 | 490 | 23.4 | 82 | 188 | .436 | 22 | 83 | .265 | 33 | 55 | .600 | 26 | 34 | 60 | 2.9 | 35 | 29 | 32 | 2 | 13 | 219 | 10.4 | |
| 10 | Al Stewart | 21 | 0 | 404 | 19.3 | 70 | 131 | .534 | 5 | 11 | .455 | 42 | 59 | .712 | 16 | 67 | 83 | 4.0 | 46 | 89 | 19 | 1 | 31 | 187 | 8.9 | |
| 5 | AJ Stewart | 18 | 12 | 458 | 25.4 | 58 | 130 | .446 | 0 | 1 | .000 | 19 | 30 | .633 | 40 | 109 | 149 | 8.3 | 50 | 15 | 20 | 25 | 14 | 135 | 7.5 | |
| 6 | DaQuan Cook | 13 | 4 | 319 | 24.5 | 38 | 98 | .388 | 2 | 3 | .667 | 41 | 60 | .683 | 23 | 44 | 67 | 5.2 | 25 | 22 | 27 | 1 | 3 | 119 | 9.2 | |
| 6 | Leon Gibson | 8 | 6 | 207 | 25.9 | 27 | 57 | .474 | 0 | 1 | .000 | 17 | 36 | .472 | 22 | 36 | 58 | 7.3 | 21 | 7 | 15 | 5 | 5 | 71 | 8.9 | |
| 22 | Wayne McCullough | 15 | 1 | 187 | 12.5 | 16 | 48 | .333 | 11 | 36 | .306 | 13 | 16 | .813 | 2 | 24 | 26 | 1.7 | 28 | 8 | 12 | 3 | 10 | 56 | 3.7 | |
| 24 | Ryan Christie | 13 | 1 | 198 | 15.2 | 21 | 38 | .553 | 0 | 0 | .000 | 5 | 10 | .500 | 20 | 25 | 45 | 3.5 | 27 | 9 | 9 | 4 | 6 | 47 | 3.6 | |
| 7 | Brad States | 13 | 0 | 139 | 10.7 | 13 | 33 | .394 | 1 | 8 | .125 | 13 | 24 | .542 | 15 | 14 | 29 | 2.2 | 20 | 7 | 14 | 4 | 9 | 40 | 3.1 | |
| 20 | Keith Thomas | 2 | 0 | 37 | 18.5 | 8 | 10 | .800 | 0 | 0 | .000 | 2 | 3 | .667 | 8 | 9 | 17 | 8.5 | 6 | 3 | 4 | 0 | 1 | 18 | 9.0 | |
| 24 | Akeem Ellis | 1 | 0 | 25 | 25.0 | 4 | 11 | .364 | 0 | 5 | .000 | 1 | 3 | .333 | 1 | 4 | 5 | 5.0 | 4 | 1 | 1 | 0 | 0 | 9 | 9.0 | |
| 42 | Robert Nortmann | 5 | 0 | 26 | 5.2 | 3 | 6 | .500 | 0 | 0 | .000 | 3 | 5 | .600 | 4 | 1 | 5 | 1.0 | 5 | 0 | 2 | 1 | 1 | 9 | 1.8 | |
| 3 | Demitri Harris | 8 | 0 | 16 | 2.0 | 1 | 4 | .250 | 0 | 2 | .000 | 1 | 2 | .500 | 1 | 1 | 2 | 0.3 | 4 | 1 | 5 | 1 | 0 | 3 | 0.4 | |
| 22 | Jackson Trapp | 1 | 0 | 15 | 15.0 | 1 | 5 | .200 | 0 | 3 | .000 | 0 | 0 | .000 | 1 | 0 | 1 | 1.0 | 0 | 0 | 0 | 0 | 0 | 2 | 2.0 | |
| TEAM | | | | | | | | | | | | | | | | | | | | | | | | | | |
| Island Storm | | 21 | | 5027 | | 809 | 1779 | .455 | 140 | 411 | .341 | 509 | 726 | .701 | 313 | 707 | 1020 | 48.6 | 477 | 485 | 349 | 67 | 205 | 2267 | 108.0 | |

TEAM STATISTICS

| | Isl | OPP |
|-------------------------|-----------------------|----------|
| SCORING | 2267 | 2289 |
| Points per game | 108.0 | 109.0 |
| Scoring margin | -1.0 | - |
| FIELD GOALS-ATT | 809-1779 | 857-1811 |
| Field goal pct | .455 | .473 |
| 3 POINT FG-ATT | 140-411 | 218-607 |
| 3-point FG pct | .341 | .359 |
| 3-pt FG made per game | 6.7 | 10.4 |
| FREE THROWS-ATT | 509-726 | 357-517 |
| Free throw pct | .701 | .691 |
| REBOUNDS | 1020 | 1092 |
| Rebounds per game | 48.6 | 52.0 |
| Rebounding margin | -3.4 | - |
| ASSISTS | 485 | 512 |
| Assists per game | 23.1 | 24.4 |
| TURNOVERS | 349 | 410 |
| Turnovers per game | 16.6 | 19.5 |
| Turnover margin | -2.9 | - |
| Assist / turnover ratio | 1.4 | 1.2 |
| STEALS | 205 | 174 |
| Steals per game | 9.8 | 8.3 |
| BLOCKS | 67 | 109 |
| Blocks per game | 3.2 | 5.2 |
| ATTENDANCE | 19250 | 15659 |
| Home games-Avg/Game | 10-1925 | 11-1423 |
| Neutral site-Avg/Game | - | 0-0 |
| SCORE BY QUARTERS | 1st 2nd 3rd 4th TOTAL | |
| Opponents | 581 503 608 597 | 2289 |
| Island Storm | 501 565 610 591 | 2267 |

KITCHENER-WATERLOO TITANS REGULAR SEASON PLAYER STATS

| # | Player | GP | GS | MIN | AVG | FG | FGA | PCT | 3P | 3PA | .PCT | FTFTA | .PCTOR | DR | REBR/G | PF | A | TO | BLK | ST | PTS | P/G | | | | | | | | | | | |
|---------------------------|-----------------------|----|----|------|------|-----|------|------|-----|-----|------|-------|--------|------|--------|-----|------|------|-----|-----|-----|-----|-----|------|-------|--|---|--|--|--|--|--|--|
| 5 | Adam Blazek | 24 | 24 | 723 | 30.1 | 109 | 281 | .388 | 60 | 161 | .373 | 58 | 70 | .829 | 28 | 71 | 99 | 4.1 | 71 | 79 | 56 | 3 | 41 | 336 | 14.0 | | | | | | | | |
| 4 | Ricky Tarrant | 15 | 14 | 468 | 31.2 | 91 | 205 | .444 | 16 | 65 | .246 | 87 | 98 | .888 | 10 | 56 | 66 | 4.4 | 30 | 60 | 32 | 0 | 25 | 285 | 19.0 | | | | | | | | |
| 10 | A.J. Davis | 22 | 8 | 591 | 26.9 | 100 | 222 | .450 | 19 | 82 | .232 | 62 | 83 | .747 | 14 | 85 | 99 | 4.5 | 51 | 60 | 61 | 6 | 21 | 281 | 12.8 | | | | | | | | |
| 15 | Adam Wing | 22 | 21 | 644 | 29.3 | 68 | 162 | .420 | 36 | 80 | .450 | 39 | 48 | .813 | 20 | 64 | 84 | 3.8 | 62 | 42 | 34 | 7 | 30 | 211 | 9.6 | | | | | | | | |
| 9 | Tramar Sutherland | 22 | 2 | 458 | 20.8 | 71 | 153 | .464 | 13 | 47 | .277 | 29 | 45 | .644 | 25 | 56 | 81 | 3.7 | 51 | 46 | 41 | 2 | 27 | 184 | 8.4 | | | | | | | | |
| 28 | Cavell Johnson | 21 | 6 | 506 | 24.1 | 72 | 169 | .426 | 3 | 26 | .115 | 31 | 52 | .596 | 30 | 79 | 109 | 5.2 | 52 | 33 | 26 | 37 | 13 | 178 | 8.5 | | | | | | | | |
| 32 | Paul Cooper | 18 | 16 | 432 | 24.0 | 63 | 124 | .508 | 0 | 2 | .000 | 44 | 81 | .543 | 66 | 63 | 129 | 7.2 | 52 | 21 | 50 | 13 | 10 | 170 | 9.4 | | | | | | | | |
| 12 | Greg Morrow | 23 | 2 | 381 | 16.6 | 53 | 93 | .570 | 7 | 27 | .259 | 22 | 37 | .595 | 26 | 44 | 70 | 3.0 | 33 | 31 | 15 | 10 | 12 | 135 | 5.9 | | | | | | | | |
| 11 | Jason Calliste | 9 | 7 | 290 | 32.2 | 32 | 88 | .364 | 22 | 60 | .367 | 26 | 32 | .813 | 1 | 29 | 30 | 3.3 | 12 | 28 | 19 | 1 | 12 | 112 | 12.4 | | | | | | | | |
| 1 | Jamell Harris | 16 | 12 | 307 | 19.2 | 43 | 106 | .406 | 3 | 13 | .231 | 12 | 15 | .800 | 20 | 64 | 84 | 5.3 | 38 | 14 | 27 | 24 | 5 | 101 | 6.3 | | | | | | | | |
| 24 | Orlando Coleman | 7 | 6 | 166 | 23.7 | 33 | 83 | .398 | 6 | 14 | .429 | 19 | 26 | .731 | 15 | 30 | 45 | 6.4 | 14 | 9 | 21 | 0 | 5 | 91 | 13.0 | | | | | | | | |
| 33 | Kevin Foster | 9 | 1 | 154 | 17.1 | 30 | 76 | .395 | 3 | 19 | .158 | 28 | 37 | .757 | 16 | 28 | 44 | 4.9 | 20 | 7 | 15 | 6 | 2 | 91 | 10.1 | | | | | | | | |
| 7 | Tramique Sutherland | 20 | 1 | 279 | 13.9 | 26 | 76 | .342 | 5 | 20 | .250 | 18 | 25 | .720 | 9 | 33 | 42 | 2.1 | 30 | 40 | 22 | 1 | 14 | 75 | 3.8 | | | | | | | | |
| 3 | Ed Horton | 3 | 2 | 113 | 37.7 | 21 | 57 | .368 | 6 | 22 | .273 | 15 | 15 | 1.00 | 3 | 10 | 13 | 4.3 | 12 | 13 | 12 | 0 | 6 | 63 | 21.0 | | | | | | | | |
| 0 | George Blakeney | 5 | 0 | 103 | 20.6 | 22 | 38 | .579 | 1 | 1 | 1.00 | 15 | 25 | .600 | 7 | 19 | 26 | 5.2 | 13 | 4 | 9 | 5 | 0 | 60 | 12.0 | | | | | | | | |
| 23 | Hichem Benayad-Cherif | 12 | 1 | 113 | 9.4 | 17 | 46 | .370 | 8 | 27 | .296 | 2 | 8 | .250 | 1 | 22 | 23 | 1.9 | 17 | 7 | 5 | 3 | 2 | 44 | 3.7 | | | | | | | | |
| 33 | Flenard Whitfield | 2 | 0 | 26 | 13.0 | 2 | 12 | .167 | 0 | 4 | .000 | 1 | 2 | .500 | 3 | 6 | 9 | 4.5 | 3 | 1 | 4 | 1 | 0 | 5 | 2.5 | | | | | | | | |
| 14 | Tyrone Dickson | 1 | 0 | 9 | 9.0 | 1 | 2 | .500 | 0 | 1 | .000 | 1 | 1 | 1.00 | 0 | 1 | 1 | 1.0 | 0 | 1 | 0 | 1 | 0 | 3 | 3.0 | | | | | | | | |
| 14 | Anthony Ottley, Jr. | 1 | 0 | 11 | 11.0 | 1 | 3 | .333 | 0 | 1 | .000 | 0 | 0 | .000 | 0 | 0 | 0 | 0.0 | 0 | 0 | 0 | 0 | 0 | 2 | 2.0 | | | | | | | | |
| TEAM | | | | | | | | | | | | | | 34 | 83 | 117 | | | | | | | | | | | 8 | | | | | | |
| Kitchener-Waterloo Titans | | 24 | | 5774 | | 855 | 1996 | .428 | 208 | 672 | .310 | 509 | 700 | .727 | 328 | 843 | 1171 | 48.8 | 561 | 496 | 457 | 120 | 225 | 2427 | 101.1 | | | | | | | | |

TEAM STATISTICS

| | KW | OPP |
|---------------------------|---------------------|----------|
| SCORING | 2427 | 2443 |
| Points per game | 101.1 | 101.8 |
| Scoring margin | -0.7 | - |
| FIELD GOALS-ATT | 855-1996 | 906-1998 |
| Field goal pct | .428 | .453 |
| 3 POINT FG-ATT | 208-672 | 187-559 |
| 3-point FG pct | .310 | .335 |
| 3-pt FG made per game | 8.7 | 7.8 |
| FREE THROWS-ATT | 509-700 | 444-624 |
| Free throw pct | .727 | .712 |
| REBOUNDS | 1171 | 1168 |
| Rebounds per game | 48.8 | 48.7 |
| Rebounding margin | 0.1 | - |
| ASSISTS | 496 | 544 |
| Assists per game | 20.7 | 22.7 |
| TURNOVERS | 457 | 430 |
| Turnovers per game | 19.0 | 17.9 |
| Turnover margin | 1.1 | - |
| Assist / turnover ratio | 1.1 | 1.3 |
| STEALS | 225 | 211 |
| Steals per game | 9.4 | 8.8 |
| BLOCKS | 120 | 98 |
| Blocks per game | 5.0 | 4.1 |
| ATTENDANCE | 13144 | 25843 |
| Home games-Avg/Game | 11-1194 | 13-1987 |
| Neutral site-Avg/Game | - | 0-0 |
| SCORE BY QUARTERS | 1st 2nd 3rd 4th OT1 | TOTAL |
| Opponents | 602 561 673 597 10 | 2443 |
| Kitchener-Waterloo Titans | 571 561 602 672 20 | 2426 |

LONDON LIGHTNING REGULAR SEASON PLAYER STATS

| # | Player | GP | GS | MIN | AVG | FG | FGA | PCT | 3P | 3PA | .PCT | FTFTA | .PCTOR | DR | REBR/G | PF | A | TO | BLK | ST | PTS | P/G | | | | |
|------------------|--------------------|----|----|------|------|------|------|------|-----|-----|------|-------|--------|------|--------|-----|------|------|-----|-----|-----|-----|-----|------|-------|--|
| 30 | Royce White | 24 | 24 | 785 | 32.7 | 174 | 313 | .556 | 7 | 25 | .280 | 91 | 164 | .555 | 57 | 179 | 236 | 9.8 | 98 | 154 | 91 | 16 | 33 | 446 | 18.6 | |
| 44 | Ryan Anderson | 24 | 24 | 745 | 31.0 | 133 | 320 | .416 | 90 | 236 | .381 | 65 | 73 | .890 | 9 | 103 | 112 | 4.7 | 78 | 85 | 48 | 10 | 45 | 421 | 17.5 | |
| 42 | Julian Boyd | 23 | 21 | 567 | 24.7 | 144 | 260 | .554 | 33 | 84 | .393 | 36 | 49 | .735 | 34 | 108 | 142 | 6.2 | 81 | 31 | 37 | 8 | 26 | 357 | 15.5 | |
| 32 | Joel Friesen | 24 | 9 | 694 | 28.9 | 88 | 182 | .484 | 47 | 107 | .439 | 33 | 38 | .868 | 25 | 57 | 82 | 3.4 | 77 | 38 | 23 | 8 | 33 | 256 | 10.7 | |
| 1 | Kyle Johnson | 17 | 5 | 438 | 25.8 | 87 | 188 | .463 | 29 | 78 | .372 | 44 | 60 | .733 | 18 | 40 | 58 | 3.4 | 33 | 24 | 21 | 1 | 13 | 247 | 14.5 | |
| 22 | Anthony Criswell | 24 | 0 | 394 | 16.4 | 88 | 169 | .521 | 20 | 42 | .476 | 41 | 58 | .707 | 41 | 73 | 114 | 4.8 | 57 | 16 | 32 | 10 | 14 | 237 | 9.9 | |
| 5 | Junior Cadougan | 23 | 22 | 619 | 26.9 | 69 | 160 | .431 | 16 | 49 | .327 | 50 | 62 | .806 | 12 | 51 | 63 | 2.7 | 59 | 109 | 34 | 0 | 26 | 204 | 8.9 | |
| 15 | Garrett Williamson | 13 | 11 | 392 | 30.2 | 61 | 135 | .452 | 3 | 13 | .231 | 52 | 79 | .658 | 32 | 31 | 63 | 4.8 | 25 | 35 | 23 | 4 | 20 | 177 | 13.6 | |
| 45 | Marvin Phillips | 14 | 2 | 311 | 22.2 | 63 | 127 | .496 | 27 | 54 | .500 | 13 | 18 | .722 | 18 | 48 | 66 | 4.7 | 42 | 14 | 15 | 4 | 14 | 166 | 11.9 | |
| 9 | Doug Herring Jr. | 13 | 2 | 427 | 32.8 | 52 | 113 | .460 | 15 | 35 | .429 | 38 | 45 | .844 | 8 | 45 | 53 | 4.1 | 25 | 110 | 27 | 2 | 30 | 157 | 12.1 | |
| 12 | Marvin Singleton | 18 | 0 | 222 | 12.3 | 26 | 66 | .394 | 9 | 26 | .346 | 10 | 13 | .769 | 16 | 13 | 29 | 1.6 | 37 | 15 | 18 | 2 | 9 | 71 | 3.9 | |
| 25 | Frederick Edmond | 9 | 0 | 113 | 12.6 | 17 | 33 | .515 | 0 | 3 | .000 | 7 | 14 | .500 | 13 | 22 | 35 | 3.9 | 8 | 17 | 17 | 1 | 5 | 41 | 4.6 | |
| 1 | Kareem Canty | 1 | 0 | 18 | 18.0 | 3 | 10 | .300 | 0 | 3 | .000 | 2 | 2 | 1.00 | 1 | 0 | 1 | 1.0 | 0 | 3 | 0 | 0 | 2 | 8 | 8.0 | |
| 14 | Troy Gottselig | 6 | 0 | 63 | 10.5 | 1 | 12 | .083 | 1 | 8 | .125 | 4 | 4 | 1.00 | 6 | 12 | 18 | 3.0 | 13 | 7 | 1 | 1 | 1 | 7 | 1.2 | |
| TEAM | | | | | | | | | | | | | | | | | | | | | | | | | | |
| London Lightning | | 24 | | 5789 | | 1006 | 2088 | .482 | 297 | 763 | .389 | 486 | 679 | .716 | 313 | 837 | 1150 | 47.9 | 635 | 658 | 391 | 67 | 271 | 2795 | 116.5 | |

TEAM STATISTICS

| | Lon | OPP |
|-------------------------|---------------------|----------|
| SCORING | 2795 | 2448 |
| Points per game | 116.5 | 102.0 |
| Scoring margin | 14.5 | - |
| FIELD GOALS-ATT | 1006-2088 | 881-1972 |
| Field goal pct | .482 | .447 |
| 3 POINT FG-ATT | 297-763 | 234-688 |
| 3-point FG pct | .389 | .340 |
| 3-pt FG made per game | 12.4 | 9.8 |
| FREE THROWS-ATT | 486-679 | 452-615 |
| Free throw pct | .716 | .735 |
| REBOUNDS | 1150 | 1090 |
| Rebounds per game | 47.9 | 45.4 |
| Rebounding margin | 2.5 | - |
| ASSISTS | 658 | 534 |
| Assists per game | 27.4 | 22.3 |
| TURNOVERS | 391 | 502 |
| Turnovers per game | 16.3 | 20.9 |
| Turnover margin | -4.6 | - |
| Assist / turnover ratio | 1.7 | 1.1 |
| STEALS | 271 | 196 |
| Steals per game | 11.3 | 8.2 |
| BLOCKS | 67 | 121 |
| Blocks per game | 2.8 | 5.0 |
| ATTENDANCE | 64772 | 14595 |
| Home games-Avg/Game | 11-5888 | 14-1042 |
| Neutral site-Avg/Game | - | 0-0 |
| SCORE BY QUARTERS | 1st 2nd 3rd 4th OT1 | TOTAL |
| Opponents | 520 588 653 666 20 | 2447 |
| London Lightning | 727 649 710 699 10 | 2795 |

MONCTON MIRACLES REGULAR SEASON PLAYER STATS

| # | Player | GP | GS | MIN | AVG | FG | FGA | PCT | 3P | 3PA | .PCT | FTFTA | .PCTOR | DR | REBR/G | PF | A | TO | BLK | ST | PTS | P/G | | | | |
|------------------|-------------------------|----|----|------|------|-----|------|------|-----|-----|------|-------|--------|------|--------|-----|------|------|-----|-----|-----|-----|-----|------|-------|--|
| 13 | Melvin Johnson III | 18 | 6 | 576 | 32.0 | 118 | 264 | .447 | 55 | 143 | .385 | 61 | 91 | .670 | 15 | 55 | 70 | 3.9 | 47 | 30 | 54 | 4 | 26 | 352 | 19.6 | |
| 55 | Russell Byrd | 22 | 22 | 727 | 33.0 | 114 | 302 | .377 | 70 | 197 | .355 | 50 | 61 | .820 | 22 | 91 | 113 | 5.1 | 77 | 55 | 43 | 9 | 22 | 348 | 15.8 | |
| 7 | Malik Story | 21 | 17 | 634 | 30.2 | 108 | 260 | .415 | 58 | 160 | .362 | 19 | 23 | .826 | 17 | 71 | 88 | 4.2 | 59 | 75 | 44 | 13 | 15 | 293 | 14.0 | |
| 5 | Tydran Beaty | 22 | 13 | 596 | 27.1 | 110 | 217 | .507 | 5 | 27 | .185 | 56 | 85 | .659 | 57 | 108 | 165 | 7.5 | 84 | 44 | 66 | 18 | 16 | 281 | 12.8 | |
| 33 | Tim Mitchell | 21 | 20 | 442 | 21.0 | 80 | 128 | .625 | 1 | 3 | .333 | 25 | 59 | .424 | 49 | 142 | 191 | 9.1 | 102 | 10 | 41 | 27 | 11 | 186 | 8.9 | |
| 3 | Antonio "Scoop" Jardine | 11 | 8 | 313 | 28.5 | 65 | 143 | .455 | 11 | 35 | .314 | 38 | 57 | .667 | 10 | 29 | 39 | 3.5 | 29 | 65 | 39 | 1 | 13 | 179 | 16.3 | |
| 42 | Tyrrel Tate | 14 | 6 | 341 | 24.3 | 46 | 110 | .418 | 7 | 20 | .350 | 59 | 73 | .808 | 15 | 42 | 57 | 4.1 | 35 | 30 | 30 | 2 | 6 | 158 | 11.3 | |
| 3 | Brandan Kearney | 9 | 8 | 278 | 30.9 | 43 | 102 | .422 | 23 | 55 | .418 | 2 | 2 | 1.00 | 5 | 22 | 27 | 3.0 | 31 | 28 | 18 | 0 | 10 | 111 | 12.3 | |
| 44 | Theo Davis | 21 | 2 | 339 | 16.1 | 44 | 78 | .564 | 0 | 0 | .000 | 19 | 31 | .613 | 35 | 58 | 93 | 4.4 | 60 | 10 | 20 | 17 | 3 | 107 | 5.1 | |
| 23 | Korie Lucious | 4 | 3 | 140 | 35.1 | 17 | 51 | .333 | 8 | 22 | .364 | 16 | 24 | .667 | 1 | 14 | 15 | 3.8 | 11 | 25 | 19 | 2 | 7 | 58 | 14.5 | |
| 23 | Leon Sutton | 15 | 3 | 320 | 21.4 | 19 | 59 | .322 | 13 | 38 | .342 | 3 | 5 | .600 | 9 | 24 | 33 | 2.2 | 18 | 52 | 20 | 1 | 11 | 54 | 3.6 | |
| 2 | Cordell Jeanty | 16 | 0 | 200 | 12.5 | 13 | 31 | .419 | 0 | 2 | .000 | 10 | 16 | .625 | 10 | 27 | 37 | 2.3 | 29 | 7 | 6 | 0 | 2 | 36 | 2.3 | |
| 10 | Ian Pickney | 4 | 0 | 60 | 15.1 | 14 | 34 | .412 | 1 | 9 | .111 | 4 | 7 | .571 | 4 | 5 | 9 | 2.3 | 13 | 9 | 5 | 0 | 4 | 33 | 8.3 | |
| 30 | Jordan Stotts | 12 | 0 | 93 | 7.7 | 13 | 29 | .448 | 3 | 14 | .214 | 2 | 4 | .500 | 1 | 10 | 11 | 0.9 | 14 | 2 | 7 | 2 | 1 | 31 | 2.6 | |
| 34 | Jamal Gatali | 14 | 2 | 152 | 10.8 | 5 | 23 | .217 | 4 | 16 | .250 | 1 | 5 | .200 | 1 | 19 | 20 | 1.4 | 16 | 9 | 7 | 4 | 9 | 15 | 1.1 | |
| 10 | Hunter Williams | 5 | 0 | 20 | 4.0 | 1 | 8 | .125 | 1 | 7 | .143 | 0 | 0 | .000 | 1 | 0 | 1 | 0.2 | 3 | 2 | 2 | 0 | 0 | 3 | 0.6 | |
| 13 | Mike Malat | 4 | 0 | 30 | 7.5 | 1 | 10 | .100 | 1 | 8 | .125 | 0 | 0 | .000 | 0 | 6 | 6 | 1.5 | 2 | 4 | 6 | 1 | 2 | 3 | 0.8 | |
| TEAM | | | | | | | | | | | | | | | 22 | 101 | 123 | | | | | | | | | |
| Moncton Miracles | | 22 | | 5261 | | 811 | 1849 | .439 | 261 | 756 | .345 | 365 | 543 | .672 | 274 | 824 | 1098 | 49.9 | 634 | 457 | 435 | 101 | 159 | 2248 | 102.2 | |

TEAM STATISTICS

| | Mnc | OPP |
|-------------------------|-----------------|----------|
| SCORING | 2248 | 2396 |
| Points per game | 102.2 | 108.9 |
| Scoring margin | -6.7 | - |
| FIELD GOALS-ATT | 811-1849 | 828-1900 |
| Field goal pct | .439 | .436 |
| 3 POINT FG-ATT | 261-756 | 194-602 |
| 3-point FG pct | .345 | .322 |
| 3-pt FG made per game | 11.9 | 8.8 |
| FREE THROWS-ATT | 365-543 | 546-769 |
| Free throw pct | .672 | .710 |
| REBOUNDS | 1098 | 1144 |
| Rebounds per game | 49.9 | 52.0 |
| Rebounding margin | -2.1 | - |
| ASSISTS | 457 | 476 |
| Assists per game | 20.8 | 21.6 |
| TURNOVERS | 435 | 359 |
| Turnovers per game | 19.8 | 16.3 |
| Turnover margin | 3.5 | - |
| Assist / turnover ratio | 1.1 | 1.3 |
| STEALS | 159 | 217 |
| Steals per game | 7.2 | 9.9 |
| BLOCKS | 101 | 81 |
| Blocks per game | 4.6 | 3.7 |
| ATTENDANCE | 13703 | 23179 |
| Home games-Avg/Game | 9-1522 | 13-1783 |
| Neutral site-Avg/Game | - | 0-0 |
| SCORE BY QUARTERS | 1st 2nd 3rd 4th | TOTAL |
| Opponents | 607 569 599 621 | 2396 |
| Moncton Miracles | 528 538 584 598 | 2248 |

NIAGARA RIVER LIONS REGULAR SEASON PLAYER STATS

| # | Player | GP | GS | MIN | AVG | FG | FGA | PCT | 3P | 3PA | .PCT | FTFTA | .PCTOR | DR | REBR/G | PF | A | TO | BLK | ST | PTS | P/G | | | | | | | | | | | | | | | | | | |
|---------------------|-------------------------|----|----|-----|------|-----|-----|------|----|-----|------|-------|--------|------|--------|------|-----|-----|------|-----|------|-----|-----|-----|------|-----|-----|--|------|-----|-----|------|------|-----|-----|-----|-----|-----|------|------|
| 31 | Kirk Williams Jr | 24 | 11 | 690 | 28.7 | 142 | 323 | .440 | 19 | 82 | .232 | 66 | 102 | .647 | 53 | 96 | 149 | 6.2 | 81 | 56 | 58 | 11 | 28 | 369 | 15.4 | | | | | | | | | | | | | | | |
| 12 | Marcus Lewis | 22 | 19 | 730 | 33.2 | 127 | 233 | .545 | 35 | 91 | .385 | 51 | 74 | .689 | 17 | 48 | 65 | 3.0 | 68 | 54 | 60 | 12 | 44 | 340 | 15.5 | | | | | | | | | | | | | | | |
| 24 | Chris Commons | 21 | 21 | 662 | 31.5 | 104 | 247 | .421 | 11 | 62 | .177 | 61 | 83 | .735 | 37 | 84 | 121 | 5.8 | 64 | 47 | 52 | 26 | 13 | 280 | 13.3 | | | | | | | | | | | | | | | |
| 22 | Tyshawn Patterson | 24 | 7 | 627 | 26.1 | 97 | 213 | .455 | 30 | 97 | .309 | 50 | 69 | .725 | 17 | 60 | 77 | 3.2 | 36 | 55 | 52 | 2 | 23 | 274 | 11.4 | | | | | | | | | | | | | | | |
| 0 | Richard Amardi | 16 | 8 | 364 | 22.7 | 70 | 165 | .424 | 22 | 73 | .301 | 26 | 36 | .722 | 22 | 68 | 90 | 5.6 | 56 | 17 | 21 | 6 | 12 | 188 | 11.8 | | | | | | | | | | | | | | | |
| 3 | Sammy Zeglinski | 15 | 15 | 477 | 31.8 | 60 | 154 | .390 | 27 | 83 | .325 | 23 | 32 | .719 | 12 | 55 | 67 | 4.5 | 33 | 100 | 38 | 2 | 27 | 170 | 11.3 | | | | | | | | | | | | | | | |
| 34 | Carl Hall | 8 | 1 | 221 | 27.6 | 52 | 83 | .627 | 0 | 0 | .000 | 30 | 46 | .652 | 17 | 38 | 55 | 6.9 | 22 | 13 | 15 | 15 | 5 | 134 | 16.8 | | | | | | | | | | | | | | | |
| 11 | Logan Stutz | 9 | 6 | 222 | 24.7 | 42 | 84 | .500 | 16 | 33 | .485 | 21 | 29 | .724 | 19 | 41 | 60 | 6.7 | 19 | 11 | 18 | 0 | 6 | 121 | 13.4 | | | | | | | | | | | | | | | |
| 14 | Antonio "Scoop" Jardine | 8 | 4 | 243 | 30.4 | 39 | 98 | .398 | 6 | 24 | .250 | 14 | 22 | .636 | 10 | 31 | 41 | 5.1 | 22 | 52 | 27 | 1 | 8 | 98 | 12.3 | | | | | | | | | | | | | | | |
| 23 | Josiah Moore | 21 | 8 | 343 | 16.3 | 36 | 87 | .414 | 7 | 29 | .241 | 15 | 33 | .455 | 17 | 46 | 63 | 3.0 | 30 | 15 | 18 | 0 | 11 | 94 | 4.5 | | | | | | | | | | | | | | | |
| 2 | Bilal Benn | 14 | 4 | 286 | 20.4 | 34 | 76 | .447 | 3 | 11 | .273 | 11 | 15 | .733 | 15 | 40 | 55 | 3.9 | 23 | 43 | 28 | 2 | 16 | 82 | 5.9 | | | | | | | | | | | | | | | |
| 4 | Tyler Murray | 21 | 7 | 404 | 19.2 | 22 | 59 | .373 | 7 | 25 | .280 | 20 | 27 | .741 | 6 | 26 | 32 | 1.5 | 34 | 45 | 30 | 6 | 12 | 71 | 3.4 | | | | | | | | | | | | | | | |
| 15 | Samuel Muldrow | 10 | 7 | 220 | 22.0 | 20 | 53 | .377 | 8 | 28 | .286 | 5 | 9 | .556 | 8 | 28 | 36 | 3.6 | 31 | 18 | 13 | 26 | 6 | 53 | 5.3 | | | | | | | | | | | | | | | |
| 20 | Russ Conley | 14 | 1 | 146 | 10.4 | 19 | 43 | .442 | 3 | 6 | .500 | 11 | 21 | .524 | 13 | 17 | 30 | 2.1 | 17 | 8 | 11 | 1 | 3 | 52 | 3.7 | | | | | | | | | | | | | | | |
| 13 | Mike Allison | 3 | 0 | 62 | 20.7 | 4 | 13 | .308 | 0 | 0 | .000 | 4 | 6 | .667 | 7 | 11 | 18 | 6.0 | 9 | 5 | 5 | 3 | 0 | 12 | 4.0 | | | | | | | | | | | | | | | |
| 21 | Rotimi Osuntola Jr | 5 | 0 | 12 | 2.4 | 0 | 2 | .000 | 0 | 1 | .000 | 7 | 8 | .875 | 2 | 5 | 7 | 1.4 | 0 | 0 | 3 | 2 | 0 | 7 | 1.4 | | | | | | | | | | | | | | | |
| 10 | Naadir Tharpe | 4 | 1 | 35 | 8.8 | 2 | 11 | .182 | 0 | 8 | .000 | 0 | 0 | .000 | 1 | 0 | 1 | 0.3 | 6 | 4 | 2 | 0 | 1 | 4 | 1.0 | | | | | | | | | | | | | | | |
| 8 | Elliot Mason | 1 | 0 | 2 | 2.0 | 0 | 0 | .000 | 0 | 0 | .000 | 0 | 0 | .000 | 0 | 0 | 0 | 0.0 | 0 | 0 | 0 | 0 | 0 | 0 | 0.0 | | | | | | | | | | | | | | | |
| 23 | Anthony Ottley Jr | 2 | 0 | 8 | 4.0 | 0 | 2 | .000 | 0 | 2 | .000 | 0 | 0 | .000 | 0 | 1 | 1 | 0.5 | 1 | 1 | 0 | 0 | 0 | 0 | 0.0 | | | | | | | | | | | | | | | |
| TEAM | | | | | | | | | | | | | | 42 | 86 | 128 | | | | | | | | | | | | | | | | | | | | | | | | |
| Niagara River Lions | | | | | | | | | | | | | | 24 | | 5752 | | 870 | 1946 | | .447 | 194 | 655 | | .296 | 415 | 612 | | .678 | 315 | 781 | 1096 | 45.7 | 555 | 544 | 462 | 116 | 216 | 2349 | 97.9 |

TEAM STATISTICS

| | Nia | OPP |
|-------------------------|-----------------------|----------|
| SCORING | 2349 | 2559 |
| Points per game | 97.9 | 106.6 |
| Scoring margin | -8.8 | - |
| FIELD GOALS-ATT | 870-1946 | 953-2044 |
| Field goal pct | .447 | .466 |
| 3 POINT FG-ATT | 194-655 | 268-710 |
| 3-point FG pct | .296 | .377 |
| 3-pt FG made per game | 8.1 | 11.2 |
| FREE THROWS-ATT | 415-612 | 385-545 |
| Free throw pct | .678 | .706 |
| REBOUNDS | 1096 | 1183 |
| Rebounds per game | 45.7 | 49.3 |
| Rebounding margin | -3.6 | - |
| ASSISTS | 544 | 615 |
| Assists per game | 22.7 | 25.6 |
| TURNOVERS | 462 | 419 |
| Turnovers per game | 19.3 | 17.5 |
| Turnover margin | 1.8 | - |
| Assist / turnover ratio | 1.2 | 1.5 |
| STEALS | 216 | 247 |
| Steals per game | 9.0 | 10.3 |
| BLOCKS | 116 | 88 |
| Blocks per game | 4.8 | 3.7 |
| ATTENDANCE | 22363 | 26261 |
| Home games-Avg/Game | 11-2033 | 13-2020 |
| Neutral site-Avg/Game | - | 0-0 |
| SCORE BY QUARTERS | | |
| Opponents | 1st 2nd 3rd 4th TOTAL | 2559 |
| Niagara River Lions | 624 614 614 707 | 2349 |
| | 550 560 630 609 | |

ORANGEVILLE A'S REGULAR SEASON PLAYER STATS

| # | Player | GP | GS | MIN | AVG | FG | FGA | PCT | 3P | 3PA | .PCT | FTFTA | .PCTOR | DR | REBR/G | PF | A | TO | BLK | ST | PTS | P/G | | | | |
|-----------------|--------------------------|----|----|------|------|-----|------|------|-----|-----|------|-------|--------|------|--------|-----|------|------|-----|-----|-----|-----|-----|------|-------|--|
| 24 | Rahllir Hollis-Jefferson | 22 | 21 | 879 | 40.0 | 157 | 332 | .473 | 28 | 77 | .364 | 111 | 143 | .776 | 59 | 105 | 164 | 7.5 | 81 | 102 | 59 | 20 | 51 | 453 | 20.6 | |
| 20 | Justin Moss | 16 | 14 | 495 | 30.9 | 118 | 221 | .534 | 1 | 3 | .333 | 76 | 104 | .731 | 43 | 98 | 141 | 8.8 | 46 | 31 | 54 | 1 | 33 | 313 | 19.6 | |
| 2 | Rick Bodiford | 21 | 18 | 617 | 29.4 | 87 | 208 | .418 | 26 | 74 | .351 | 54 | 71 | .761 | 24 | 93 | 117 | 5.6 | 56 | 55 | 37 | 5 | 17 | 254 | 12.1 | |
| 3 | Anthony Harris | 16 | 14 | 462 | 28.9 | 85 | 194 | .438 | 16 | 57 | .281 | 35 | 58 | .603 | 12 | 52 | 64 | 4.0 | 45 | 87 | 57 | 1 | 16 | 221 | 13.8 | |
| 32 | Stefan Nastic | 13 | 12 | 372 | 28.6 | 73 | 148 | .493 | 4 | 21 | .190 | 53 | 67 | .791 | 35 | 69 | 104 | 8.0 | 51 | 22 | 23 | 3 | 10 | 203 | 15.6 | |
| 4 | Jameson Tipping | 21 | 9 | 546 | 26.0 | 74 | 184 | .402 | 40 | 109 | .367 | 13 | 22 | .591 | 7 | 71 | 78 | 3.7 | 57 | 38 | 45 | 0 | 10 | 201 | 9.6 | |
| 31 | Slim Magee | 22 | 1 | 322 | 14.6 | 69 | 112 | .616 | 1 | 4 | .250 | 14 | 19 | .737 | 31 | 71 | 102 | 4.6 | 58 | 6 | 21 | 23 | 6 | 153 | 7.0 | |
| 5 | Alex Johnson | 13 | 9 | 425 | 32.7 | 52 | 135 | .385 | 16 | 46 | .348 | 25 | 40 | .625 | 11 | 49 | 60 | 4.6 | 24 | 106 | 41 | 1 | 19 | 145 | 11.2 | |
| 12 | Jake Anderson | 19 | 5 | 395 | 20.8 | 51 | 120 | .425 | 17 | 47 | .362 | 26 | 28 | .929 | 10 | 54 | 64 | 3.4 | 25 | 60 | 33 | 0 | 12 | 145 | 7.6 | |
| 10 | Enrico DiLoreto | 19 | 4 | 274 | 14.4 | 30 | 89 | .337 | 16 | 41 | .390 | 18 | 20 | .900 | 4 | 16 | 20 | 1.1 | 29 | 15 | 14 | 0 | 9 | 94 | 4.9 | |
| 34 | Corbin Thomas | 5 | 1 | 110 | 22.0 | 17 | 34 | .500 | 0 | 1 | .000 | 15 | 20 | .750 | 10 | 13 | 23 | 4.6 | 15 | 1 | 7 | 2 | 2 | 49 | 9.8 | |
| 15 | Nick Wiggins | 8 | 0 | 115 | 14.4 | 19 | 50 | .380 | 4 | 17 | .235 | 4 | 4 | 1.00 | 1 | 17 | 18 | 2.3 | 5 | 4 | 3 | 1 | 1 | 46 | 5.8 | |
| 21 | Daniel Tulloch | 11 | 2 | 127 | 11.5 | 15 | 32 | .469 | 0 | 3 | .000 | 2 | 7 | .286 | 17 | 16 | 33 | 3.0 | 32 | 8 | 6 | 3 | 7 | 32 | 2.9 | |
| 22 | Parris Scales | 10 | 5 | 140 | 14.0 | 12 | 33 | .364 | 1 | 4 | .250 | 6 | 11 | .545 | 3 | 17 | 20 | 2.0 | 34 | 3 | 9 | 3 | 2 | 31 | 3.1 | |
| 13 | Troy Joseph | 10 | 0 | 172 | 17.2 | 9 | 35 | .257 | 3 | 17 | .176 | 4 | 4 | 1.00 | 6 | 13 | 19 | 1.9 | 9 | 10 | 5 | 1 | 5 | 25 | 2.5 | |
| 12 | Kahlil McDonald | 1 | 0 | 19 | 19.0 | 2 | 5 | .400 | 2 | 5 | .400 | 0 | 0 | .000 | 0 | 2 | 2 | 2.0 | 1 | 2 | 0 | 0 | 0 | 6 | 6.0 | |
| 32 | James Siakam | 1 | 0 | 8 | 8.0 | 2 | 3 | .667 | 0 | 0 | .000 | 0 | 0 | .000 | 2 | 1 | 3 | 3.0 | 3 | 0 | 1 | 0 | 1 | 4 | 4.0 | |
| 5 | Scotty Hendricks | 6 | 0 | 67 | 11.1 | 0 | 11 | .000 | 0 | 9 | .000 | 3 | 4 | .750 | 1 | 7 | 8 | 1.3 | 6 | 7 | 5 | 0 | 2 | 3 | 0.5 | |
| 13 | Kyle Wiggins | 1 | 0 | 1 | 1.0 | 0 | 1 | .000 | 0 | 1 | .000 | 0 | 0 | .000 | 0 | 0 | 0 | 0.0 | 0 | 0 | 0 | 0 | 0 | 0 | 0.0 | |
| 34 | Gavin Thurman | 5 | 0 | 18 | 3.6 | 0 | 3 | .000 | 0 | 1 | .000 | 0 | 0 | .000 | 0 | 1 | 1 | 0.2 | 1 | 1 | 0 | 0 | 0 | 0 | 0.0 | |
| TEAM | | | | | | | | | | | | | | | | | | | | | | | | | | |
| Orangeville A's | | 23 | | 5564 | | 872 | 1950 | .447 | 175 | 537 | .326 | 459 | 622 | .738 | 318 | 817 | 1135 | 49.3 | 579 | 558 | 425 | 64 | 203 | 2378 | 103.4 | |

TEAM STATISTICS

| | Ora | OPP |
|-------------------------|---------------------|----------|
| SCORING | 2378 | 2413 |
| Points per game | 103.4 | 104.9 |
| Scoring margin | -1.5 | - |
| FIELD GOALS-ATT | 872-1950 | 859-1922 |
| Field goal pct | .447 | .447 |
| 3 POINT FG-ATT | 175-537 | 236-679 |
| 3-point FG pct | .326 | .348 |
| 3-pt FG made per game | 7.6 | 10.3 |
| FREE THROWS-ATT | 459-622 | 459-635 |
| Free throw pct | .738 | .723 |
| REBOUNDS | 1135 | 1122 |
| Rebounds per game | 49.3 | 48.8 |
| Rebounding margin | 0.6 | - |
| ASSISTS | 558 | 590 |
| Assists per game | 24.3 | 25.7 |
| TURNOVERS | 425 | 424 |
| Turnovers per game | 18.5 | 18.4 |
| Turnover margin | 0.0 | - |
| Assist / turnover ratio | 1.3 | 1.4 |
| STEALS | 203 | 214 |
| Steals per game | 8.8 | 9.3 |
| BLOCKS | 64 | 137 |
| Blocks per game | 2.8 | 6.0 |
| ATTENDANCE | 3139 | 17522 |
| Home games-Avg/Game | 14-224 | 10-1752 |
| Neutral site-Avg/Game | - | 0-0 |
| SCORE BY QUARTERS | 1st 2nd 3rd 4th OT1 | TOTAL |
| Opponents | 590 536 652 614 21 | 2413 |
| Orangeville A's | 571 585 591 608 23 | 2378 |

SAINT JOHN RIPTIDE REGULAR SEASON PLAYER STATS

| # | Player | GP | GS | MIN | AVG | FG | FGA | PCT | 3P | 3PA | .PCT | FTFTA | .PCTOR | DR | REBR/G | PF | A | TO | BLK | ST | PTS | P/G | | | | | | | | | | | | | | | |
|--------------------|--------------------|----|----|-----|------|-----|-----|------|----|-----|------|-------|--------|------|--------|-----|----------|-----|----------|-----|-----|----------|----|-----|------|----------|--|----------|--|------|-----|-----|-----|-----|-----|------|-------|
| 12 | Anthony Anderson | 23 | 23 | 925 | 40.2 | 178 | 404 | .441 | 66 | 171 | .386 | 119 | 142 | .838 | 24 | 86 | 110 | 4.8 | 45 | 137 | 59 | 1 | 31 | 541 | 23.5 | | | | | | | | | | | | |
| 33 | Haakim Johnson | 26 | 14 | 774 | 29.8 | 168 | 379 | .443 | 66 | 181 | .365 | 58 | 84 | .690 | 43 | 148 | 191 | 7.3 | 97 | 46 | 68 | 7 | 31 | 460 | 17.7 | | | | | | | | | | | | |
| 25 | Gabe Freeman | 20 | 16 | 606 | 30.3 | 152 | 330 | .461 | 26 | 69 | .377 | 109 | 134 | .813 | 66 | 130 | 196 | 9.8 | 76 | 33 | 32 | 11 | 24 | 439 | 21.9 | | | | | | | | | | | | |
| 35 | Olumuyiwa Famutimi | 24 | 22 | 742 | 30.9 | 94 | 235 | .400 | 51 | 145 | .352 | 27 | 32 | .844 | 27 | 65 | 92 | 3.8 | 68 | 54 | 26 | 4 | 15 | 266 | 11.1 | | | | | | | | | | | | |
| 32 | Darin Mency | 23 | 3 | 539 | 23.4 | 89 | 221 | .403 | 33 | 104 | .317 | 47 | 60 | .783 | 15 | 48 | 63 | 2.7 | 55 | 43 | 40 | 4 | 27 | 258 | 11.2 | | | | | | | | | | | | |
| 1 | Brian Addison | 26 | 11 | 697 | 26.8 | 95 | 209 | .455 | 1 | 11 | .091 | 25 | 53 | .472 | 82 | 109 | 191 | 7.3 | 93 | 26 | 26 | 21 | 23 | 216 | 8.3 | | | | | | | | | | | | |
| 23 | Horace Wormely | 20 | 15 | 553 | 27.7 | 64 | 139 | .460 | 26 | 66 | .394 | 38 | 42 | .905 | 7 | 67 | 74 | 3.7 | 45 | 113 | 28 | 2 | 38 | 192 | 9.6 | | | | | | | | | | | | |
| 6 | Jabs Newby | 25 | 11 | 468 | 18.7 | 51 | 132 | .386 | 11 | 28 | .393 | 40 | 52 | .769 | 24 | 40 | 64 | 2.6 | 48 | 72 | 31 | 1 | 13 | 153 | 6.1 | | | | | | | | | | | | |
| 15 | Jahmal McQueen | 23 | 0 | 329 | 14.3 | 41 | 95 | .432 | 6 | 21 | .286 | 19 | 26 | .731 | 21 | 32 | 53 | 2.3 | 57 | 14 | 23 | 16 | 12 | 107 | 4.7 | | | | | | | | | | | | |
| 0 | Anthony Stover | 16 | 15 | 438 | 27.3 | 42 | 89 | .472 | 0 | 0 | .000 | 16 | 41 | .390 | 32 | 79 | 111 | 6.9 | 46 | 18 | 19 | 40 | 6 | 100 | 6.3 | | | | | | | | | | | | |
| 34 | Aaron Brown | 3 | 0 | 59 | 19.6 | 6 | 23 | .261 | 2 | 6 | .333 | 5 | 6 | .833 | 3 | 6 | 9 | 3.0 | 5 | 0 | 2 | 0 | 2 | 19 | 6.3 | | | | | | | | | | | | |
| 4 | Craig Foster | 9 | 0 | 58 | 6.4 | 4 | 11 | .364 | 0 | 2 | .000 | 4 | 5 | .800 | 3 | 3 | 6 | 0.7 | 6 | 15 | 10 | 0 | 2 | 12 | 1.3 | | | | | | | | | | | | |
| 21 | Chris Early | 5 | 0 | 30 | 6.0 | 4 | 14 | .286 | 2 | 7 | .286 | 0 | 1 | .000 | 3 | 2 | 5 | 1.0 | 7 | 2 | 2 | 0 | 0 | 10 | 2.0 | | | | | | | | | | | | |
| 21 | Mike Anderson | 5 | 0 | 37 | 7.4 | 3 | 8 | .375 | 2 | 4 | .500 | 0 | 0 | .000 | 1 | 0 | 1 | 0.2 | 10 | 0 | 3 | 0 | 0 | 8 | 1.6 | | | | | | | | | | | | |
| 1 | Dane Suttle Jr. | 1 | 0 | 0 | 0.0 | 0 | 0 | .000 | 0 | 0 | .000 | 0 | 0 | .000 | 0 | 0 | 0 | 0.0 | 0 | 0 | 0 | 0 | 0 | 0 | 0.0 | | | | | | | | | | | | |
| 10 | Orlando Palmer | 4 | 0 | 10 | 2.5 | 0 | 2 | .000 | 0 | 2 | .000 | 0 | 0 | .000 | 0 | 0 | 0 | 0.0 | 3 | 0 | 0 | 0 | 2 | 0 | 0.0 | | | | | | | | | | | | |
| TEAM | | | | | | | | | | | | | | | | | | | | | | | | | | | | | | | | | | | | | |
| Saint John Riptide | | | | | | | | | | | | | | 26 | 6264 | | 991 2291 | | .433 292 | | 817 | .357 507 | | 678 | | .748 373 | | 995 1368 | | 52.6 | 664 | 573 | 383 | 107 | 228 | 2781 | 107.0 |

TEAM STATISTICS

| | StJ | OPP |
|-------------------------|---------------------|----------|
| SCORING | 2781 | 2705 |
| Points per game | 107.0 | 104.0 |
| Scoring margin | 2.9 | - |
| FIELD GOALS-ATT | 991-2291 | 952-2182 |
| Field goal pct | .433 | .436 |
| 3 POINT FG-ATT | 292-817 | 236-743 |
| 3-point FG pct | .357 | .318 |
| 3-pt FG made per game | 11.2 | 9.1 |
| FREE THROWS-ATT | 507-678 | 565-784 |
| Free throw pct | .748 | .721 |
| REBOUNDS | 1368 | 1336 |
| Rebounds per game | 52.6 | 51.4 |
| Rebounding margin | 1.2 | - |
| ASSISTS | 573 | 572 |
| Assists per game | 22.0 | 22.0 |
| TURNOVERS | 383 | 443 |
| Turnovers per game | 14.7 | 17.0 |
| Turnover margin | -2.3 | - |
| Assist / turnover ratio | 1.5 | 1.3 |
| STEALS | 228 | 201 |
| Steals per game | 8.8 | 7.7 |
| BLOCKS | 107 | 84 |
| Blocks per game | 4.1 | 3.2 |
| ATTENDANCE | 22001 | 18536 |
| Home games-Avg/Game | 16-1375 | 10-1853 |
| Neutral site-Avg/Game | - | 0-0 |
| SCORE BY QUARTERS | 1st 2nd 3rd 4th OT1 | TOTAL |
| Opponents | 589 676 682 748 8 | 2703 |
| Saint John Riptide | 678 628 754 709 12 | 2781 |

WINDSOR EXPRESS REGULAR SEASON PLAYER STATS

| # | Player | GP | GS | MIN | AVG | FG | FGA | PCT | 3P | 3PA | .PCT | FTFTA | .PCTOR | DR | REBR/G | PF | A | TO | BLK | ST | PTS | P/G | | | |
|-----------------|--------------------|----|----|------|------|-----|------|------|-----|-----|------|-------|--------|------|--------|-----|------|------|-----|-----|-----|-----|-----|------|------|
| 10 | Warren Ward | 24 | 24 | 799 | 33.3 | 133 | 333 | .399 | 74 | 181 | .409 | 39 | 51 | .765 | 18 | 90 | 108 | 4.5 | 49 | 65 | 29 | 7 | 21 | 379 | 15.8 |
| 30 | Wally Ellenson | 23 | 15 | 613 | 26.6 | 100 | 229 | .437 | 57 | 146 | .390 | 26 | 31 | .839 | 36 | 55 | 91 | 4.0 | 66 | 38 | 23 | 14 | 12 | 283 | 12.3 |
| 15 | Quinnel Brown | 18 | 15 | 692 | 38.4 | 98 | 219 | .447 | 29 | 83 | .349 | 44 | 66 | .667 | 19 | 103 | 122 | 6.8 | 61 | 45 | 52 | 7 | 14 | 269 | 14.9 |
| 11 | Maurice Jones | 24 | 15 | 812 | 33.8 | 76 | 191 | .398 | 13 | 45 | .289 | 82 | 103 | .796 | 23 | 61 | 84 | 3.5 | 48 | 193 | 53 | 6 | 52 | 247 | 10.3 |
| 44 | Nick Evans | 22 | 22 | 598 | 27.2 | 107 | 221 | .484 | 0 | 0 | .000 | 24 | 33 | .727 | 39 | 120 | 159 | 7.2 | 90 | 22 | 32 | 28 | 9 | 238 | 10.8 |
| 2 | DeAndre Thomas | 18 | 1 | 336 | 18.7 | 78 | 150 | .520 | 0 | 1 | .000 | 61 | 85 | .718 | 30 | 45 | 75 | 4.2 | 66 | 16 | 46 | 6 | 8 | 217 | 12.1 |
| 1 | Juan Pattillo | 11 | 11 | 365 | 33.2 | 70 | 154 | .455 | 1 | 4 | .250 | 26 | 38 | .684 | 29 | 87 | 116 | 10.5 | 32 | 28 | 31 | 11 | 16 | 167 | 15.2 |
| 22 | Jernard Jarreau | 23 | 3 | 430 | 18.7 | 65 | 134 | .485 | 4 | 26 | .154 | 16 | 26 | .615 | 38 | 68 | 106 | 4.6 | 41 | 26 | 24 | 35 | 11 | 150 | 6.5 |
| 5 | Clinton Springer | 21 | 1 | 317 | 15.1 | 43 | 114 | .377 | 22 | 64 | .344 | 20 | 23 | .870 | 10 | 21 | 31 | 1.5 | 42 | 23 | 16 | 2 | 8 | 128 | 6.1 |
| 12 | Darren Duncan | 9 | 9 | 241 | 26.8 | 21 | 42 | .500 | 9 | 20 | .450 | 16 | 21 | .762 | 2 | 26 | 28 | 3.1 | 23 | 76 | 21 | 0 | 6 | 67 | 7.4 |
| 3 | Brandan Kearney | 11 | 3 | 216 | 19.6 | 23 | 54 | .426 | 13 | 31 | .419 | 7 | 11 | .636 | 4 | 17 | 21 | 1.9 | 19 | 15 | 21 | 3 | 5 | 66 | 6.0 |
| 24 | Lester Prosper | 9 | 2 | 135 | 15.0 | 25 | 56 | .446 | 0 | 1 | .000 | 8 | 13 | .615 | 18 | 32 | 50 | 5.6 | 25 | 1 | 11 | 16 | 5 | 58 | 6.4 |
| 34 | Alex Campbell | 8 | 1 | 41 | 5.1 | 7 | 19 | .368 | 2 | 10 | .200 | 6 | 9 | .667 | 0 | 4 | 4 | 0.5 | 4 | 6 | 4 | 0 | 1 | 22 | 2.8 |
| 23 | Shawntez Patterson | 5 | 3 | 81 | 16.2 | 7 | 26 | .269 | 2 | 9 | .222 | 3 | 11 | .273 | 6 | 8 | 14 | 2.8 | 10 | 5 | 2 | 2 | 3 | 19 | 3.8 |
| 23 | Shaquille Keith | 2 | 0 | 42 | 21.0 | 6 | 14 | .429 | 0 | 4 | .000 | 7 | 10 | .700 | 3 | 7 | 10 | 5.0 | 4 | 1 | 3 | 1 | 6 | 19 | 9.5 |
| 5 | Tony Bennett | 1 | 0 | 25 | 25.0 | 5 | 6 | .833 | 2 | 3 | .667 | 1 | 2 | .500 | 0 | 1 | 1 | 1.0 | 2 | 7 | 5 | 0 | 1 | 13 | 13.0 |
| 4 | Noel Moffatt | 10 | 0 | 16 | 1.6 | 3 | 7 | .429 | 2 | 5 | .400 | 0 | 0 | .000 | 1 | 2 | 3 | 0.3 | 1 | 1 | 1 | 0 | 3 | 8 | 0.8 |
| 24 | Aaron Bowen | 2 | 0 | 19 | 9.5 | 2 | 5 | .400 | 0 | 0 | .000 | 0 | 3 | .000 | 1 | 4 | 5 | 2.5 | 4 | 0 | 0 | 0 | 1 | 4 | 2.0 |
| 23 | Jeff Remmington | 3 | 0 | 32 | 10.6 | 1 | 5 | .200 | 1 | 1 | 1.00 | 0 | 0 | .000 | 2 | 7 | 9 | 3.0 | 4 | 10 | 2 | 0 | 1 | 3 | 1.0 |
| 24 | Marvin Binney | 1 | 0 | 3 | 3.0 | 0 | 0 | .000 | 0 | 0 | .000 | 1 | 2 | .500 | 0 | 0 | 0 | 0.0 | 0 | 0 | 0 | 0 | 1 | 1 | 1.0 |
| 40 | Eric Parker | 1 | 0 | 2 | 2.0 | 0 | 0 | .000 | 0 | 0 | .000 | 0 | 0 | .000 | 0 | 0 | 0 | 0.0 | 0 | 0 | 1 | 0 | 0 | 0 | 0.0 |
| 40 | Rudolphe Joly | 1 | 0 | 1 | 1.0 | 0 | 0 | .000 | 0 | 0 | .000 | 0 | 0 | .000 | 0 | 0 | 0 | 0.0 | 0 | 0 | 0 | 0 | 0 | 0 | 0.0 |
| TEAM | | | | | | | | | | | | | | 21 | 49 | 70 | | | | 6 | | | | | |
| Windsor Express | | 24 | | 5814 | | 870 | 1979 | .440 | 231 | 634 | .364 | 387 | 538 | .719 | 300 | 807 | 1107 | 46.1 | 592 | 578 | 383 | 138 | 184 | 2358 | 98.3 |

TEAM STATISTICS

| | Win | OPP |
|-------------------------|---------------------|----------|
| SCORING | 2358 | 2365 |
| Points per game | 98.3 | 98.5 |
| Scoring margin | -0.3 | - |
| FIELD GOALS-ATT | 870-1979 | 847-1919 |
| Field goal pct | .440 | .441 |
| 3 POINT FG-ATT | 231-634 | 179-580 |
| 3-point FG pct | .364 | .309 |
| 3-pt FG made per game | 9.6 | 7.5 |
| FREE THROWS-ATT | 387-538 | 492-680 |
| Free throw pct | .719 | .724 |
| REBOUNDS | 1107 | 1123 |
| Rebounds per game | 46.1 | 46.8 |
| Rebounding margin | -0.7 | - |
| ASSISTS | 578 | 525 |
| Assists per game | 24.1 | 21.9 |
| TURNOVERS | 383 | 388 |
| Turnovers per game | 16.0 | 16.2 |
| Turnover margin | -0.2 | - |
| Assist / turnover ratio | 1.5 | 1.4 |
| STEALS | 184 | 197 |
| Steals per game | 7.7 | 8.2 |
| BLOCKS | 138 | 77 |
| Blocks per game | 5.8 | 3.2 |
| ATTENDANCE | 12503 | 22910 |
| Home games-Avg/Game | 13-961 | 11-2082 |
| Neutral site-Avg/Game | - | 0-0 |
| SCORE BY QUARTERS | 1st 2nd 3rd 4th OT1 | TOTAL |
| Opponents | 536 577 618 611 23 | 2365 |
| Windsor Express | 519 552 630 636 21 | 2358 |

**NATIONAL BASKETBALL LEAGUE OF CANADA
LEAGUE OFFICE CONTACT INFORMATION**



Executive Offices

75 Blackfriars St
London, Ontario N6H 1K8
Phone: 519-433-0634
Fax: 519-433-9904
info@nblcanada.ca
Connect with us:
www.nblcanada.ca
www.twitter.com/nblcanda
www.facebook.com/nblcanada

